

PRODUCT CATALOG 2020



POWER IS NOTHING WITHOUT CONTROL

TABLE OF CONTENTS:



MARKINGS	4 - 5
PREMIUM HOMOLOGATIONS WITH PIRELLI TECHNOLOGY	6 - 7
PIRELLI RANGE OVERVIEW	8 - 9
P ZERO™ FAMILY	10 - 11
P ZERO™ CORSA (PZC4)	12 - 13
P ZERO™ (PZ4)	14 - 17
P ZERO™	18 - 23
P ZERO™ ALL SEASON	24 - 25
P ZERO™ ALL SEASON PLUS	26 - 27
P ZERO NERO™ ALL SEASON / M+S	28 - 29
P ZERO NERO™ GT / P ZERO NERO™	30 - 31
P ZERO ROSSO™	32 - 33
CINTURATO™ FAMILY	34 - 35
CINTURATO P7™	36 - 37
CINTURATO P7™ ALL SEASON	38 - 39
CINTURATO P7™ ALL SEASON PLUS / II	40 - 41
P4™ FOUR SEASONS	42 - 43
SCORPION™ FAMILY	44 - 45
SCORPION ZERO™ ALL SEASON	46 - 47
SCORPION ZERO™ ALL SEASON PLUS	48 - 49
SCORPION ZERO™ ASIMMETRICO / SCORPION ZERO™	50 - 51
SCORPION™ VERDE	52 - 53
SCORPION™ VERDE ALL SEASON	54 - 55
SCORPION™ VERDE ALL SEASON PLUS / II	56 - 57
SCORPION™ ALL TERRAIN PLUS	58 - 59
SCORPION™ ATR	60 - 61
SCORPION™ STR	62 - 63
WINTER FAMILY	64 - 65
P ZERO™ WINTER	66 - 67
WINTER SOTTOZERO™ 3	68 - 71
WINTER SOTTOZERO™ SERIE II	72 - 74
CINTURATO™ WINTER	76 - 77
ICE ZERO™ FR	78 - 79
SCORPION™ WINTER	80 - 82
WINTER SOTTOZERO™ W210 / W240	83
WINTER SNOWCONTROL™ SERIE 3 W190	83
WINTER SNOWCONTROL™ SERIE 3 W210	83
WINTER SNOWSPORT™ / SCORPION™ ICE & SNOW	83
INSIDE PIRELLI TECHNOLOGY	84 - 85
HOMOLOGATION PROCESS	86 - 87
ORIGINAL EQUIPMENT - HOMOLOGATIONS	88 - 117
WARRANTY AND TIRE CARE	118 - 122

MARKINGS

Pirelli works to create the PERFECT FIT between car and tire in collaboration with the best car manufacturers. This collaboration is carried out through the use of dedicated technologies, processes and materials. Mixing these elements which are designed from the first phases of the project, Pirelli is able to develop marked tires custom-made for any kind of vehicles.

Marked tires can be recognized from a specific symbol or code on the sidewall that indicates the tire's co-development with a specific car manufacturer. These markings indicate that a tire has been homologated for a specific model working with a vehicle's manufacturer and is the chosen match for that car model. These tires are the result of a strong joint effort of technological development between the engineers of Pirelli and the most prestigious car manufacturers, to enhance the car's performance while assuring a unique driving experience. For years Pirelli has been the leading European provider of premium and prestige original equipment fitments with over 3,000 homologation approvals. Pirelli will continue to build on these achievements for the vehicles of the future.

MARKING	OEM/VEHICLE	DETAILS
AR, ARR	ALFA ROMEO	ARR=Alfa Romeo Racing Special new marking for Alfa Romeo 4C Optional Racing.
ALP	ALPINA	This marking is used for some specific Alpina vehicles.
AM4, AM8, AM9, A6A, A7A, AMP, AMS, AMV	ASTON MARTIN	All new Aston Martin tires have these markings. Tires are developed specifically for the vehicle's characteristics.
AO, AOE, AO1	AUDI	AO: Used for new Audi's models. AOE: Specific Marking for Audi's run-flat fitment. From now on Audi will add a serial number to the latest homologated tire spec (AO, AO1...).
RO1, RO2	AUDI Specific AUDI QUATTRO models (R8, RS4, RS5, RS6)	All new Audi Quattro models have specifically marked tires.
B, B1, BC, BL	BENTLEY	New vehicles are fitted with this specific marking. BC=Bentley Comfort BL=Bentley Low Rolling Resistance
★	BMW - BMW M MINI ROLLS ROYCE	All new vehicles from this vehicle manufacturer are fitted with tires with this specific marking.
ME2	DALLARA	The latest marking for new vehicles from Dallara.
F, F01, F02, F03	Pirelli internal marking for FERRARI	This marking is used for some specific Ferrari versions.
HN	HYUNDAI	The latest marking for new vehicles from Hyundai.

MARKING	OEM/VEHICLE	DETAILS
J, JRS	JAGUAR	This marking is used for selected Jaguar fitments. JRS is specific to some XK-RS fitments and F-Type fitments.
L	LAMBORGHINI	All Pirelli tires fitted to new vehicles from this manufacturer have this marking and are developed for the particular characteristics of these vehicles.
LR, LR1, LR2, LR3, LR4, LR5	LAND ROVER	All new vehicles from Land Rover fit tires with this specific marking.
LS	LOTUS	LS is used for the new Lotus Exige S. These tires are designed for the particular characteristics of this vehicle.
MGT	MASERATI	This marking has been introduced by Maserati for all the models in production from 2013.
MC, MC1	MCLAREN	McLarens are fitted with tires with this specific marking, designed for the particular characteristics of these vehicles.
MO, MOE, MO-S MO-V	MERCEDES-BENZ	MO: Mercedes Original. MOE: Mercedes Original. Extended. Specific marking for the run-flat fitment of Mercedes. MO-S: new marking dedicated to tailor made tyres with PNCS technology for Mercedes-Benz car models MO-V: new marking dedicated to Sprinter Vans and Light Trucks
MO1	MERCEDES-BENZ AMG	MO1 is used for specific fitments of Mercedes AMG.
HP	PAGANI	Vehicles from Pagani fit tires with this specific marking.
N0, N1, N2, N3, N4, N5, N6, N7 NA0, NA1 NFO, NF1	PORSCHE	All the new Porsche vehicles fit tires with this marking. The tires marked N0, N1, N2, N3, N4 are developed for the particular characteristics of these vehicles. Front and rear, if present, have the same N number. NA0, NA1 ... for the 911 Carrera starting with 992 NFO, NF1... for the Taycan
TO	TESLA	New vehicles from Tesla fit tires with this specific marking.
VOL	VOLVO	All new vehicles from Volvo fit tires with this specific marking.

PREMIUM HOMOLOGATIONS WITH PIRELLI TECHNOLOGY



P ZERO™



Cinturato™

MORE THAN
3000
HOMOLOGATIONS

OVER
1090

OVER
620

of which:

MORE THAN **570**
RUN FLAT
HOMOLOGATIONS

OVER
170

OVER
230

MORE THAN **170**
PNCS
HOMOLOGATIONS

OVER
110

OVER
10

MORE THAN **60**
SEAL INSIDE
HOMOLOGATIONS

OVER
10

OVER
15



SCORPION™

OVER
450

OVER
50

OVER
30

OVER
10



WINTER™

OVER
830

OVER
120

OVER
10

OVER
30

PIRELLI RANGE OVERVIEW



SPORT / ULTRA HIGH PERFORMANCE



P ZERO™ CORSA (PZC4)



P ZERO™ (PZ4)

Sports Car *Luxury Sedan*



P ZERO™



P ZERO NERO™ GT



P ZERO ROSSO™



P ZERO™ ALL SEASON



P ZERO™ ALL SEASON PLUS



P ZERO NERO™ ALL SEASON



P ZERO™ WINTER



SOTTOZERO™ 3



SOTTOZERO™ SERIE II



SOTTOZERO™





LUXURY TOURING



SUV / CROSSOVER / LIGHT TRUCK

CINTURATO P7™



P ZERO™



P ZERO™ (PZ4)
Sport *Luxury*



P ZERO ROSSO™



SCORPION™ VERDE



CINTURATO P7™ ALL SEASON



CINTURATO P7™ ALL SEASON PLUS II



P4™ FOUR SEASONS PLUS



SCORPION ZERO™ ALL SEASON



SCORPION ZERO™ ALL SEASON PLUS



SCORPION ZERO™ ASIMMETRICO



SCORPION ZERO™



SCORPION™ VERDE ALL SEASON



SCORPION™ VERDE ALL SEASON PLUS II



SCORPION™ STR



SCORPION™ ALL TERRAIN PLUS



CINTURATO™ WINTER



SNOWCONTROL™ SERIE 3



ICE ZERO™ FR



SCORPION™ WINTER



SCORPION™ ICE & SNOW



P ZERO™

The P ZERO™ family is the maximum expression of Pirelli's Ultra High Performance philosophy. The products achieve this by drawing on a rich heritage rooted in continuous innovation that is focused on meeting – and surpassing, the expectations of the modern sports car driver. A combination of superb dry handling and reliable wet traction are essential to sport performance and, as such, are a top focus of the line whose name is famously synonymous with “Power is Nothing Without Control”. Fitted as original equipment on over 1000 premium and prestige vehicles, the P ZERO™ range aims to provide a Perfect Fit with its nuanced and precise performance-oriented engineering.



P ZERO™ CORSA (PZC4)

Track Oriented
Performance



P ZERO™ (PZ4)

OE Performance



P ZERO™

OE Performance



P ZERO™ ALL SEASON

OE Performance



P ZERO™ ALL SEASON PLUS

Replacement
Performance



EXTREME PERFORMANCE FOR ROAD AND TRACK

The **P ZERO™ CORSA (PZC4)** is the result of a close collaboration with leading Original Equipment Manufacturers intended for performance both on the road and on track.

It provides outstanding performance features and optimizes braking and traction to help drivers navigate in extreme handling conditions.

 CAR —
  SUMMER —
  SPORTY
 SUV —

P ZERO™ **CORSA (PZC4)**

PERFORMANCE[^]



AVAILABLE TECHNOLOGIES



HOMOLOGATIONS

- FERRARI
- FORD
- LAMBORGHINI
- MCLAREN
- PAGANI
- PORSCHE



1 CUSTOMIZED INNER TREAD DESIGN

Engineered to offer excellent balance between high speed driving and grip/traction thanks to dual-compound tread technology.

3 CUSTOMIZED OUTER TREAD DESIGN

Designed to provide hard handling performance, high speed cornering and impressive lateral acceleration through the use of massive tread blocks on the shoulder and the central continuous rib.

2 CUSTOMIZED TREAD COMPOUND SOLUTIONS

Motorsport-derived materials for improved resistance to high thermo-mechanical stress.

Rim	IP Code	Size	Notes	LI/SR(e)	Homologations & Recommendations	Measuring Rim	Approved Rims	Max Load	Max PSI	SW	OD	Tread Depth	Ship LBS	UTQG
P ZERO™ CORSA (PZC4)														
19"	2519400	225/35ZR19	XL (MC) ncs	(88Y)	McLaren 540C (F)/570GT (F)/570S (F)	8	7.5 - 9	1235	50	9.1	25.2	8/32	19	80 AA A
	2649500	245/35ZR19	XL (MC) ncs	(93Y)	McLaren 720S (F)	8.5	8 - 9.5	1433	50	9.8	25.8	8/32	23	80 AA A
	2700200	265/40ZR19		98Y	Ford [Mustang (AA)]	9.5	9 - 10.5	1653	51	10.7	27.4	8/32	27	80 AA A
20"	2572500	245/30ZR20	XL (L)	(90Y)	Lamborghini Huracan (F)	8.5	8 - 9	1323	50	9.8	25.8	8/32	21	80 AA A
	2560800	255/30ZR20	XL (L1)	(92Y)	Lamborghini Aventador (F)	9	8.5 - 9.5	1389	50	10.2	26.1	8/32	18	80 AA A
	2813500	255/30ZR20	XL (HP)	(92Y)	Pagani Huayra (F)	9	8.5 - 9.5	1389	50	10.2	26.1	8/32	22	80 AA A
	2572600	305/30ZR20	XL (L)	(103Y)	Lamborghini Huracan (R)	11	10.5 - 11.5	1929	50	12.3	27.2	8/32	28	80 AA A
	2649600	305/30ZR20	XL (MC) ncs	(103Y)	McLaren 720S (R)	11	10.5 - 11.5	1929	50	12.3	27.2	8/32	29	80 AA A
	2650100	305/30ZR20	XL (N0)	(103Y)	Porsche 911 (R)	11	10.5 - 11.5	1929	50	12.3	27.2	8/32	30	80 AA A
	2650200	245/35ZR20	(N0)	(91Y)	Porsche 911 (F)	8.5	8 - 9.5	1356	51	9.8	26.8	8/32	22	80 AA A
	2561000	275/35ZR20	XL (F)	(102Y)	Ferrari F12 (F)	9.5	9 - 11	1874	50	10.9	27.6	8/32	26	80 AA A
	2519300	285/35ZR20	XL (MC) ncs	(104Y)	McLaren 540C (R)/570GT (R)/570S (R)	10	9.5 - 11	1984	50	11.4	27.9	8/32	30	80 AA A
	2560900	315/35ZR20	(F)	(106Y)	Ferrari F12 (R)	11	10.5 - 12.5	2094	51	12.6	28.7	8/32	33	60 AA A
21"	2560700	355/25ZR21	XL (L1)	(107Y)	Lamborghini Aventador (R)	13	12.5 - 13.5	2149	50	14.4	28.0	8/32	34	80 AA A
	2813600	355/25ZR21	XL (HP)	(107Y)	Pagani Huayra (R)	13	12.5 - 13.5	2149	50	14.4	28.0	8/32	34	80 AA A
	3267300	315/35ZR21	XL (N0)	(111Y)	Porsche Cayenne (R)	11	10.5 - 12.5	2403	50	12.6	29.6	8/32	33	80 AA A
	3267400	285/40ZR21	XL (N0)	(109Y)	Porsche Cayenne (F)	10	9.5 - 11	2271	50	11.4	30.0	8/32	32	80 AA A
22"	2760000	325/35ZR22	XL (L)	(114Y)	Lamborghini Urus (R)	11.5	11 - 13	2601	50	13.0	31.0	8/32	38	80 AA A
	2760100	285/40ZR22	XL (L)	(110Y)	Lamborghini Urus (F)	10	9.5 - 11	2337	50	11.4	31.0	8/32	33	80 AA A

PERFECT FIT FOR BESPOKE PERFORMANCE

The **Pirelli P ZERO™ (PZ4)** is a unique Ultra High Performance product combining Pirelli's knowledge gained from Pirelli's partnership with the top Original Equipment Manufacturers, granting a Perfect Fit for the performance of each car.

P ZERO™ (PZ4) has a range developed with the most prestigious OEMs that is able to meet many customization needs in terms of size, technology and seasonality. It is available in two versions, the P ZERO™ (PZ4) Luxury Sedan and the P ZERO™ (PZ4) Sport Car, to provide drivers with an incredibly customized experience.



SPORT CAR

LUXURY SEDAN



1 CUSTOMIZED INNER TREAD DESIGN
The customized inner tread design provides excellent traction in wet conditions thanks to the high silica content.

2 CUSTOMIZED TREAD COMPOUND SOLUTIONS
The customized tread compound solutions are designed to improve tire warm up, wet performance and rolling resistance.

5 CUSTOMIZED OUTER TREAD DESIGN
The customized outer tread design is engineered to enhance steering responsiveness thanks to the blocky shoulder's increased tread stiffness and greater lateral stability.

4 CUSTOMIZED TREAD COMPOUND SOLUTIONS
Improved tire warm up. Medium/high working range for hard handling consistency.

3 CUSTOMIZED OUTER TREAD DESIGN
Low noise emission and low rolling resistance through optimized pitch sequence and siping design.

P ZERO™ (PZ4)

PERFORMANCE[^]



AVAILABLE TECHNOLOGIES



HOMOLOGATIONS

- | | |
|-------------|------------|
| ALFA ROMEO | LAND ROVER |
| ALPINA | MCLAREN |
| AUDI | MASERATI |
| BENTLEY | MERCEDES |
| BMW | MINI |
| DODGE | PORSCHE |
| FERRARI | VOLKSWAGEN |
| JAGUAR | VOLVO |
| LAMBORGHINI | |

Rim	IP Code	Size	Notes	LI/SR(e)	Homologations & Recommendations	Measuring Rim	Approved Rims	Max Load	Max PSI	SW	OD	Tread Depth	Ship LBS	UTQG
P ZERO™ (PZ4 - LUXURY)														
18"	2737400	245/45R18	XL (VOL)	100W	Volvo [V90 (AA)]	8	7.5 - 9	1764	50	9.6	26.7	10/32	23	320 AA A
	2740100	245/45ZR18	XL (J)	100W	Jaguar [XF (AA)]	8	7.5 - 9	1764	50	9.6	26.7	10/32	24	320 AA A
	2625800	225/50R18	XL (*)	99W	BMW [X1 (AA)/ X2 (AA)] Mini [Countryman (AA)]	7	6 - 8	1709	50	9.2	26.9	10/32	24	300 AA A
	3259100	235/55R18	(VOL)	100V		7.5	6.5 - 8.5	1764	51	9.6	28.1	9/32	26	280 AA A
19"	2596100	225/35R19	XL r-f (*) (e)	88Y	Mini [Clubman (AA)]	8	7.5 - 9	1235	50	9.1	25.2	9/32	22	320 AA A
	2615300	235/35R19	XL	91Y		8.5	8 - 9.5	1356	50	9.5	25.5	9/32	22	220 AA A
	2908300	255/35R19	XL r-f (MOE)	96Y	Mercedes [C Class (R)]	9	8.5 - 10	1565	50	10.2	26.0	9/32	27	280 AA A
	3255200	255/35R19	XL (J)	96Y	Jaguar [XE (R)]	9	8.5 - 10	1565	50	10.2	26.0	9/32	25	280 AA A
	2671100	255/35R19	XL (AO)	96Y	Audi [A4 (AA)/ A5 (AA)]	9	8.5 - 10	1565	50	10.2	26.0	10/32	25	220 AA A
	2750800	255/35R19	XL r-f (*)	96Y	BMW [3 Series (R)/ 3 Series Touring (R)]	9	8.5 - 10	1565	50	10.2	26.0	9/32	27	320 AA A
	2908200	225/40R19	XL r-f (MOE)	93Y	Mercedes [C Class (F)]	8	7.5 - 9	1433	50	9.1	26.1	8/32	23	280 AA A
	2984700	225/40R19	XL (MO)	93W	Mercedes [B Class (AA)/ Cla (AA)/ A Class (AA)]	8	7.5 - 9	1433	50	9.1	26.1	8/32	20	320 AA A
	3255100	225/40R19	XL (J)	93Y	Jaguar [Xe (F)]	8	7.5 - 9	1433	50	9.1	26.1	9/32	23	280 AA A
	2750900	225/40R19	XL r-f (*) (KS)	93Y	BMW [3 Series (F)/ 3 Series Touring (F)]	8	7.5 - 9	1433	50	9.1	26.1	8/32	23	320 AA A
	3519300	245/40R19	XL ncs (J)	98Y	Jaguar [XF (AA)]	8.5	8 - 9.5	1653	50	9.8	26.7	10/32	24	280 AA A
	2544200	275/40R19	r-f (*)	101Y	BMW [7 Series (R)]	9.5	9 - 11	1819	51	10.9	27.7	10/32	32	320 AA A
	2700000	225/45R19	XL (*)	96Y	BMW [X2 (AA)] Mini [Countryman (AA)]	7.5	7 - 8.5	1565	50	8.9	27.0	9/32	23	300 AA A
	2544300	245/45R19	r-f (*)	98Y	BMW [7 Series (F)]	8	7.5 - 9	1653	51	9.6	27.7	9/32	30	320 AA A
	2544400	245/45R19	XL (*)	102Y	BMW [6 Series GT (AA)]	8	7.5 - 9	1874	50	9.6	27.9	9/32	25	300 AA A
	2632600	235/50R19	XL ncs (VOL)	103V		7.5	6.5 - 8.5	1929	50	9.6	28.3	9/32	28	220 AA A
	3259000	235/50R19	(VOL)	99V		7.5	6.5 - 8.5	1709	51	9.6	28.3	9/32	28	280 AA A
	2685200	245/50R19	XL (*)	105W	BMW [X3 (AA)/ X4 (AA)]	7.5	7 - 8.5	2039	50	10.0	28.7	9/32	31	300 AA A
	2754200	265/50R19	XL (*)	110W	BMW [X5 (AA)/ X6 (AA)]	8.5	7.5 - 9.5	2337	50	10.9	29.5	8/32	30	320 AA A
	2811900	265/50R19	XL r-f (*)	110W	BMW [X5 (AA)/ X6 (AA)]	8.5	7.5 - 9.5	2337	50	10.9	29.5	8/32	39	280 AA A
20"	2750600	255/30R20	XL r-f (*) (e)	92Y	BMW [3 Series (R)/ 3 Series Touring (R)]	9	8.5 - 9.5	1389	50	10.2	26.1	10/32	26	320 AA A
	2796900	275/30R20	XL r-f (*) (MOE) (e)	97Y	BMW [5 Series (R)/ 8 Series Coupe (R)/ 8 Series Cabrio (R)/ 8 Series Gran Coupé (R)] Mercedes [CLS (R)/ E Class (R)/ E Class Coupe (R)]	9.5	9 - 10	1609	50	10.9	26.5	9/32	30	320 AA A
	2691700	295/30R20	XL (MO1)	(101Y)	Mercedes [E Class (R)]	10.5	10 - 11	1819	50	11.9	27.0	10/32	29	320 AA A
	2750700	225/35R20	XL r-f (*) (e)	90Y	BMW [3 Series (F)/ 3 Series Touring (F)]	8	7.5 - 9	1323	50	9.1	26.2	8/32	23	320 AA A
	2596200	245/35R20	XL r-f (*) (MOE) (e)	95Y	BMW [5 Series (F)/ 8 Series Coupe (F)/ 8 Series Cabrio (F)/ 8 Series Gran Coupé (F)] Mercedes [CLS (F)/ E Class (F)/ E Class Coupe (F)]	8.5	8 - 9.5	1521	50	9.8	26.8	9/32	26	320 AA A
	2753100	245/35R20	XL s-i	95Y		8.5	8 - 9.5	1521	50	9.8	26.8	9/32	28	320 AA A
	2914700	245/35R20	XL ncs (VOL)	95W		8.5	8 - 9.5	1521	50	9.8	26.8	9/32	25	280 AA A
	3122200	245/35R20	XL r-f ncs (*) (MOE) (e)	95Y	BMW [5 Series (AA)] Mercedes [CLS (F)/ E Class (F)/ E Class Coupe (F)]	8.5	8 - 9.5	1521	50	9.8	26.8	9/32	26	320 AA A
	3256500	245/35R20	XL ncs (VOL) KS	95W		8.5	8 - 9.5	1521	50	9.8	26.8	9/32	26	280 AA A
	2740200	255/35ZR20	XL (J)	97Y	Jaguar [XF (AA)]	9	8.5 - 10	1609	50	10.2	27.0	9/32	25	320 AA A
	3519400	255/35R20	XL ncs (J)	97Y	Jaguar [XF (AA)]	9	8.5 - 10	1609	50	10.2	27.0	9/32	26	280 AA A
	2691800	265/35ZR20	XL (MO1)	(99Y)	Mercedes [E Class (F)]	9.5	9 - 10.5	1709	50	10.7	27.3	9/32	27	320 AA A
	2979700	275/35R20	XL r-f (*)	102Y	BMW [6 Series GT (R)/ 7 Series (R)/ X3 (R)/ X4 (R)]	9.5	9 - 11	1874	50	10.9	27.6	9/32	32	320 AA A
	2645200	315/35R20	XL r-f (*)	110W	BMW [X5 (R)/ X6 (R)]	11	10.5 - 12.5	2337	50	12.6	28.7	10/32	41	320 AA A
	2750500	225/40R20	XL r-f (*)	94Y	BMW [X2 (AA)]	8	7.5 - 9	1477	50	9.1	27.1	8/32	25	320 AA A
	2979800	245/40R20	XL r-f (*)	99Y	BMW [6 Series GT (F)/ 7 Series (F)/ X3 (F)/ X4 (F)]	8.5	8 - 9.5	1709	50	9.8	27.7	9/32	29	320 AA A
	2524000	265/40R20	XL ncs (AO)	104Y	Audi [A8 (AA)]	9.5	9 - 10.5	1984	50	10.7	28.3	9/32	29	220 AA A
	2618000	275/40R20	XL r-f (*)	106W	BMW [X5 (F)/ X6 (F)]	9.5	9 - 11	2094	50	10.9	28.7	9/32	38	320 AA A
	2707200	275/40R20	XL r-f (*) (K1)	106W	BMW [X3 (R)/ X4 (R)]	9.5	9 - 11	2094	50	10.9	28.7	9/32	34	320 AA A
	2679000	295/40ZR20	XL (B)	(110Y)	Bentley [Continental GT (R)/ Continental GTC (R)]	10.5	10 - 11.5	2337	50	11.9	29.3	9/32	32	280 AA A
	2751500	305/40R20	XL r-f (*)	112Y	BMW [X5 (R)/ X6 (R)]	11	10 - 12	2469	50	12.3	29.6	9/32	41	320 AA A
	2617900	245/45R20	XL r-f (*)	103W	BMW [X3 (F)/ X4 (F)]	8	7.5 - 9	1929	50	9.6	28.7	9/32	32	320 AA A
	2632500	245/45R20	XL ncs (VOL)	103W		8	7.5 - 9	1929	50	9.6	28.7	9/32	29	220 AA A
	2777900	245/45R20	XL (VOL)	103V		8	7.5 - 9	1929	50	9.6	28.7	9/32	27	280 AA A
	2679100	265/45ZR20	XL (B)	(108Y)	Bentley [Continental GT (F)/ Continental GTC (F)]	9	8.5 - 10	2205	50	10.5	29.4	9/32	33	280 AA A
	2751600	275/45R20	XL r-f (*)	110Y	BMW [X5 (F)/ X6 (F)]	9	8.5 - 10.5	2337	50	10.7	29.8	9/32	38	320 AA A
	2745100	275/50R20	XL r-f (*)	113W	BMW [X7 (AA)]	8.5	7.5 - 9.5	2535	50	11.2	30.9	9/32	42	320 AA A
21"	2390400	275/30R21	XL r-f (*) (e)	98Y	BMW [6 Series GT (R)/ 7 Series (R)]	9.5	9 - 10	1653	50	10.9	27.5	9/32	32	320 AA A
	2390300	245/35R21	XL r-f (*) (e)	96Y	BMW [6 Series GT (F)/ 7 Series (F)]	8.5	8 - 9.5	1565	50	9.8	27.8	9/32	28	320 AA A
	2910000	245/35R21	XL ncs (VOL)	96Y	Volvo [V90 (AA)]	8.5	8 - 9.5	1565	50	9.8	27.8	9/32	26	320 AA A
	2523900	265/35R21	XL ncs (AO)	101Y	Audi [A8 (AA)]	9.5	9 - 10.5	1819	50	10.7	28.3	9/32	28	320 AA A
	2618200	275/35R21	XL r-f (*) (e)	103Y	BMW [X3 (R)/ X4 (R)]	9.5	9 - 11	1929	50	10.9	28.5	9/32	33	320 AA A
	3489900	275/35ZR21	XL ncs (AO1)	(103Y)	Audi [A8 (AA)]	9.5	9 - 11	1929	50	10.9	28.5	9/32	28	280 AA A
	2679300	305/35ZR21	XL ncs (B)	(109Y)	Bentley [Continental GT (R)/ Continental GTC (R)]	11	10 - 12	2271	50	12.3	29.4	9/32	33	280 AA A
	2751300	315/35R21	XL r-f (*)	111Y	BMW [X5 (R)/ X6 (R)]	11	10.5 - 12.5	2403	50	12.6	29.6	9/32	39	320 AA A
	2618100	245/40R21	XL r-f (*) (e)	100Y	BMW [X3 (F)/ X4 (F)]	8.5	8 - 9.5	1764	50	9.8	28.7	9/32	31	320 AA A
	2632400	245/40R21	XL ncs (VOL)	100W		8.5	8 - 9.5	1764	50	9.8	28.7	9/32	28	220 AA A
	2777800	245/40R21	XL (VOL)	100V		8.5	8 - 9.5	1764	50	9.8	28.7	9/32	27	280 AA A
	2632600	255/40R21	XL ncs (R01)	102Y		9	8.5 - 10	1874	50	10.2	29.0	10/32	31	220 AA A
	3102900	255/40R21	XL ncs (VOL)	102V	Audi [Q5 (AA)]	9	8.5 - 10	1874	50	10.2	29.0	9/32	29	220 AA A
	2679200	265/40ZR21	XL ncs (B)	(105Y)	Bentley [Continental GT (F)/ Continental GTC (F)]	9.5	9 - 10.5	2039	50	10.7	29.3	9/32	30	280 AA A
	2751400	275/40R21	XL r-f (*)	107Y	BMW [X5 (F)/ X6 (F)]	9.5	9 - 11	2149	50	10.9	29.6	9/32	38	320 AA A
	2745000	285/45R21	XL r-f (*)	113Y	BMW [X7 (AA)]	9.5	9 - 10.5	2535	50	11.2	31.1	10/32	41	320 AA A
22"	2751100	315/30R22	XL (*) (e)	107Y	BMW [X5 (R)/ X6 (R)]	11	10.5 - 11.5	2149	50	12.6	29.5	9/32	34	320 AA A
	3285800	315/30ZR22	XL (B)	(107Y)	Bentley [Continental GT (R)/ Continental GTC (R)]	11	10.5 - 11.5	2149	50	12.6	29.5	9/32	33	280 AA A
	2751200	275/35R22	XL (*) (e)	104Y	BMW [X5 (F)/ X6 (F)]	9.5	9 - 11	1984	50	10.9	29.6	8/32	32	320 AA A
	3287300	275/35ZR22	XL (B)	(104Y)	Bentley [Continental GT (F)/ Continental GTC (F)]	9.5	9 - 11	1984	50	10.9	29.6	8/32	28	280 AA A
	2820900	315/35R22	XL r-f (*) (e)	111Y	BMW [X7 (R)]	11	10.5 - 12.5	2403	50	12.6	30.7	9/32	42	320 AA A
	2820800	275/40R22	XL r-f (*) (e)	107Y	BMW [X7 (F)]	9.5	9 - 11	2149	50	10.9	30.7	8/32	38	320 AA A

Rim	IP Code	Size	Notes	LI/SR(e)	Homologations & Recommendations	Measuring Rim	Approved Rims	Max Load	Max PSI	SW	OD	Tread Depth	Ship LBS	UTQG
P ZERO™ (PZ4 - SPORT)														
17"	2897400	225/45R17	XL (*)	94Y		7.5	7 - 8.5	1477	50	8.9	25.0	9/32	21	280 AA A
18"	2694300	225/40R18	XL (A0)	92Y	Audi A3 (AA)	8	7.5 - 9	1389	50	9.1	25.1	9/32	22	300 AA A
	3601700	225/40ZR18	XL	(92Y)		8	7.5 - 9	1389	50	9.1	25.1	9/32	21	280 AA A
	2854000	225/40R18	XL (*)	92Y		8	7.5 - 9	1389	50	9.1	25.1	9/32	21	300 AA A
	2743100	235/40ZR18	XL	(95Y)		8.5	8 - 9.5	1521	50	9.5	25.4	10/32	22	300 AA A
	2743200	245/40ZR18	XL	(97Y)		8.5	8 - 9.5	1609	50	9.8	25.7	10/32	22	300 AA A
	2743300	255/40ZR18	XL	(99Y)		9	8.5 - 10	1709	50	10.2	26.0	10/32	22	300 AA A
	2742800	225/45ZR18	XL	(95Y)		7.5	7 - 8.5	1521	50	8.9	25.9	10/32	22	300 AA A
	2502100	235/45ZR18	(N1)	94Y	Porsche 718 Boxster (F)/718 Cayman (F)	8	7.5 - 9	1477	51	9.3	26.3	9/32	22	220 AA A
	2742900	235/45ZR18	XL	(98Y)		8	7.5 - 9	1653	50	9.3	26.3	9/32	22	300 AA A
	2743000	245/45ZR18	XL	(100Y)		8	7.5 - 9	1764	50	9.6	26.7	10/32	22	300 AA A
	2502000	265/45ZR18	(N1)	101Y	Porsche 718 Boxster (R)/718 Cayman (R)	9	8.5 - 10	1819	51	10.5	27.4	10/32	26	220 AA A
	3609400	265/45ZR18	(N1)	101Y	Porsche Boxster / Cayman (R)	9	8.5 - 10	1819	51	10.5	27.4	10/32	26	220 AA A
19"	2683500	255/30R19	XL ncs (R02)	91Y	Audi A3 (F)	9	8.5 - 9.5	1356	50	10.2	25.1	10/32	22	320 AA A
	2595400	225/35ZR19	XL ncs (MC)	(88Y)	McLaren 540C (F)/570GT (F)/570S (F)	8	7.5 - 9	1235	50	9.1	25.2	9/32	20	300 AA A
	2683400	235/35R19	XL (R02)	91Y	Audi A3 (R)(AA) Volvo V40 (AA)	8.5	8 - 9.5	1356	50	9.5	25.5	9/32	22	220 AA A
	2914000	235/35R19	XL (A01)	91Y	Audi A3 (AA)	8.5	8 - 9.5	1356	50	9.5	25.5	9/32	22	280 AA A
	2919300	235/35R19	XL (HN)	91Y		8.5	8 - 9.5	1356	50	9.5	25.5	9/32	21	280 AA A
	3140500	235/35R19	XL (HN)	91Y	Hyundai Veloster (AA)	8.5	8 - 9.5	1356	50	9.5	25.5	9/32	22	280 AA A
	3601900	235/35ZR19	XL	(91Y)		8.5	8 - 9.5	1356	50	9.5	25.5	9/32	22	280 AA A
	3106200	235/35ZR19	XL (M01)	(91Y)	Mercedes [A Class (AA)]	8.5	8 - 9.5	1356	50	9.5	25.5	9/32	22	280 AA A
	2544600	245/35ZR19	XL (L)	(93Y)	Lamborghini Huracan (F)	8.5	8 - 9.5	1433	50	9.8	25.8	10/32	23	220 AA A
	2637500	245/35ZR19	XL (A0)	(93Y)	Audi R8 (F)	8.5	8 - 9.5	1433	50	9.8	25.8	10/32	23	280 AA A
	2649300	245/35ZR19	XL ncs (MC)	(93Y)	McLaren 720S (F)	8.5	8 - 9.5	1433	50	9.8	25.8	10/32	23	280 AA A
	2692600	245/35ZR19	XL ncs (L)	(93Y)	Lamborghini Huracan (F)	8.5	8 - 9.5	1433	50	9.8	25.8	10/32	23	220 AA A
	2707100	245/35ZR19	XL (A0)	93Y	Audi A4 (AA)	8.5	8 - 9.5	1433	50	9.8	25.8	10/32	24	280 AA A
	2869300	245/35ZR19	XL (MC)	(93Y)	McLaren Senna (F)	8.5	8 - 9.5	1433	50	9.8	25.8	10/32	22	280 AA A
	2808700	295/35ZR19	XL (A0)	(104Y)	Audi R8 (R)	10.5	10 - 11.5	1984	50	11.9	27.1	9/32	31	280 AA A
	2544500	305/35ZR19	(L)	(102Y)	Lamborghini Huracan (R)	11	10 - 12	1874	51	12.3	27.4	9/32	32	160 AA A
	2692500	305/35ZR19	ncs (L)	(102Y)	Lamborghini Huracan (R)	11	10 - 12	1874	51	12.3	27.4	9/32	30	160 AA A
	2501900	235/40ZR19	(N1)	(92Y)	Porsche 718 Boxster (F)/718 Cayman (F)	8.5	8 - 9.5	1389	51	9.5	26.4	9/32	23	220 AA A
	2741300	235/40ZR19	(NA0)	(92Y)	Porsche [911 (F)]	8.5	8 - 9.5	1389	51	9.5	26.4	9/32	23	280 AA A
	2515600	245/40ZR19	XL (J)	98Y	Jaguar XF (AA)	8.5	8 - 9.5	1653	50	9.8	26.7	10/32	24	320 AA A
	2501800	265/40ZR19	(N1)	(98Y)	Porsche 718 Boxster (R)/718 Cayman (R)	9.5	9 - 10.5	1653	51	10.7	27.4	9/32	27	220 AA A
	3609500	265/40ZR19	(N1)	(98Y)	Porsche Boxster / Cayman (R)	9.5	9 - 10.5	1653	51	10.7	27.4	9/32	27	220 AA A
	3135900	275/40ZR19	XL (*)	(105Y)	BMW 5 Series (F)	9.5	9 - 11	2039	50	10.9	27.7	10/32	28	320 AA A
	3136000	285/40ZR19	XL (*)	(107Y)	BMW 5 Series (R)	10	9.5 - 11	2149	50	11.4	28.0	10/32	29	320 AA A
	2817200	285/40ZR19	XL (M01)	(107Y)	Mercedes [GT4 (R)]	10	9.5 - 11	2149	50	11.4	28.0	9/32	34	280 AA A
	2746600	295/40ZR19	XL (N0)	(108Y)	Porsche Panamera (R)	10.5	10 - 11.5	2205	50	11.9	28.3	9/32	32	220 AA A
	2764500	245/45R19	XL ncs (A0)	102Y	Audi [A6 (AA)/ A7 (AA)]	8	7.5 - 9	1874	50	9.6	27.7	9/32	26	320 AA A
	2817100	255/45ZR19	XL (M01)	(104Y)	Mercedes [GT4 (R)]	8.5	8 - 9.5	1984	50	10.0	28.1	9/32	28	280 AA A
	2746500	265/45ZR19	XL (N0)	(105Y)	Porsche Panamera (F)	9	8.5 - 10	2039	50	10.5	28.4	10/32	31	220 AA A
	3572600	255/50R19	XL ncs (M0-S)	107W	Mercedes-Benz GLE (AA)	8	7 - 9	2149	50	10.4	29.1	9/32	34	220 AA A
	2710100	255/50R19	XL (M0)	107W	Mercedes (GLE (AA)/ GLS (AA))	8	7 - 9	2149	50	10.4	29.1	8/32	32	220 AA A
	2728500	255/55R19		107W	Volkswagen Touareg (AA)	8	7 - 9	2149	51	10.4	30.0	9/32	31	220 AA A
20"	3603900	285/25ZR20	XL (e)	(93Y)		10.5	10.5 - 10.5	1433	50	11.6	25.6	9/32	26	280 AA A
	3603800	295/25ZR20	XL (e)	(95Y)		10.5	10 - 11	1521	50	11.9	25.8	9/32	29	280 AA A
	3603500	305/25ZR20	XL (e)	(97Y)		11	10.5 - 11.5	1609	50	12.3	26.0	9/32	23	280 AA A
	2560300	245/30ZR20	XL (L)	(90Y)	Lamborghini Huracan (F)	8.5	8 - 9	1323	50	9.8	25.8	10/32	22	300 AA A
	2800200	245/30ZR20	XL (A0)	(90Y)	Audi R8 (F)	8.5	8 - 9	1323	50	9.8	25.8	10/32	22	280 AA A
	3604200	245/30ZR20	XL (e)	(90Y)		8.5	8 - 9	1323	50	9.8	25.8	10/32	24	280 AA A
	2644500	255/30ZR20	XL (L)	(92Y)	Lamborghini Aventador S (F)	9	8.5 - 9.5	1389	50	10.2	26.1	10/32	23	280 AA A
	3604000	255/30ZR20	XL (e)	(92Y)		9	8.5 - 9.5	1389	50	10.2	26.1	10/32	25	280 AA A
	2734200	275/30R20	XL ncs (A0)	97Y	Audi A4 (AA)/A5 (AA)	9.5	9 - 10	1609	50	10.9	26.5	9/32	25	280 AA A
	2787700	285/30ZR20	XL (ALP)	(99Y)	Alpina B5 (R)	10	9.5 - 10.5	1709	50	11.4	26.8	10/32	27	280 AA A
	2787800	295/30ZR20	XL (ALP)	(101Y)	Alpina B5 (R)	10.5	10 - 11	1819	50	11.9	27.0	10/32	27	280 AA A
	2516200	305/30ZR20	(J)	(99Y)	Jaguar F-Type (R)	11	10.5 - 11.5	1709	51	12.3	27.2	10/32	30	300 AA A
	2543100	305/30ZR20	XL (F02)	(103Y)	Ferrari F488 (R)	11	10.5 - 11.5	1929	50	12.3	27.2	10/32	29	300 AA A
	2560200	305/30ZR20	XL (L)	(103Y)	Lamborghini Huracan (R)	11	10.5 - 11.5	1929	50	12.3	27.2	10/32	30	300 AA A
	2649400	305/30ZR20	XL ncs (MC)	(103Y)	McLaren 720S (R)	11	10.5 - 11.5	1929	50	12.3	27.2	10/32	30	280 AA A
	2800300	305/30ZR20	XL (A0)	(103Y)	Audi R8 (R)	11	10.5 - 11.5	1929	50	12.3	27.2	10/32	30	280 AA A
	2869400	315/30ZR20	XL (MC)	(104Y)	McLaren Senna (R)	11	10.5 - 11.5	1984	50	12.6	27.5	8/32	30	280 AA A
	3150300	225/35ZR20	XL (MC)	(90Y)	McLaren [GT (F)]	8	7.5 - 9	1323	50	9.1	26.2	8/32	21	280 AA A
	2501700	235/35ZR20	(N1)	(88Y)	Porsche 718 Boxster (F)/718 Cayman (F)	8.5	8 - 9.5	1235	51	9.5	26.5	9/32	21	220 AA A
	3609600	235/35ZR20	(N1)	(88Y)	Porsche Boxster / Cayman (F)	8.5	8 - 9.5	1235	51	9.5	26.5	9/32	22	220 AA A
	2441100	245/35ZR20	XL (F02)	(95Y)	Ferrari F488 (F)	8.5	8 - 9.5	1521	50	9.8	26.8	9/32	25	300 AA A
	2554300	245/35ZR20	XL (F01)	(95Y)	Ferrari GTC4Lusso (F)	8.5	8 - 9.5	1521	50	9.8	26.8	9/32	24	280 AA A
	2906400	245/35ZR20	XL (F03)	(95Y)	Ferrari Portofino (F)	8.5	8 - 9.5	1521	50	9.8	26.8	9/32	23	280 AA A
	3136100	245/35ZR20	XL (MGT)	(95Y)	Maserati GranCabrio (F)/Granturismo (F)	8.5	8 - 9.5	1521	50	9.8	26.8	9/32	23	280 AA A
	3832100	245/35ZR20	(NA1)	(91Y)	Porsche [911 (F)]	8.5	8 - 9.5	1356	51	9.8	26.8	9/32	21	220 AA A
	2787900	255/35ZR20	XL (ALP)	(97Y)	Alpina B5 (F)	9	8.5 - 10	1609	50	10.2	27.0	9/32	24	280 AA A
	2501600	265/35ZR20	(N1)	(95Y)	Porsche 718 Boxster (R)/718 Cayman (R)	9.5	9 - 10.5	1521	51	10.7	27.3	9/32	26	220 AA A
	2516300	265/35ZR20	XL (J)	(99Y)	Jaguar F-Type (F)	9.5	9 - 10.5	1709	50	10.7	27.3	9/32	26	300 AA A
	3609700	265/35ZR20	(N1)	(95Y)	Porsche Boxster / Cayman (R)	9.5	9 - 10.5	1521	51	10.7	27.3	9/32	27	220 AA A
	2727700	275/35ZR20	XL (*)	(102Y)	BMW 5 Series (F)	9.5	9 - 11	1874	50	10.9	27.6	9/32	28	300 AA A
	2782400	275/35ZR20	XL (F)	(102Y)	Ferrari 812 Superfast (F)	9.5	9 - 11	1874	50	10.9	27.6	10/32	27	280 AA A
	2595500	285/35ZR20	XL ncs (MC)	(104Y)	McLaren 540C (R)/570GT (R)/570S (R)	10								

Rim	IP Code	Size	Notes	LI/SR(e)	Homologations & Recommendations	Measuring Rim	Approved Rims	Max Load	Max PSI	SW	OD	Tread Depth	Ship LBS	UTQG
P ZERO™ (PZ4 - SPORT) CONTINUED														
	2782300	315/35ZR20	(F)	(106Y)	Ferrari 812 Superfast (R)	11	10.5 - 12.5	2094	51	12.6	28.7	9/32	33	280 AA A
	2761400	245/40R20	XL	99W		8.5	8 - 9.5	1709	50	9.8	27.7	9/32	25	280 AA A
	2764400	255/40R20	XL ncs (A0)	101Y	Audi A6 (AA)/A7 (AA)	9	8.5 - 10	1819	50	10.2	28.0	11/32	27	320 AA A
	3087000	255/40ZR20	XL (A6A)	(101Y)	Aston Martin Vantage (F)	9	8.5 - 10	1819	50	10.2	28.0	11/32	26	280 AA A
	3149500	255/40R20	XL ncs (A01)	101Y	Audi A6 / A7 (AA)	9	8.5 - 10	1819	50	10.2	28.0	11/32	28	280 AA A
	2746300	275/40ZR20	XL ncs (N0)	(106Y)	Porsche Panamera (F)	9.5	9 - 11	2094	50	10.9	28.7	9/32	31	220 AA A
	2826500	275/40R20	XL (*)	106Y	BMW X3 (R)/X4 (R)	9.5	9 - 11	2094	50	10.9	28.7	9/32	29	320 AA A
	2639000	285/40R20	(AR)	104Y	Alfa Romeo Stelvio (R)	10	9.5 - 11	1984	51	11.4	29.0	10/32	29	220 AA A
	3183400	285/40ZR20	XL (ALP)	(108Y)	Alpina XD3 (R)/ XD4 (R)	10	9.5 - 11	2205	50	11.4	29.0	10/32	31	280 AA A
	2761500	215/45R20	XL	95W		7	7 - 8	1521	50	8.4	27.6	9/32	23	280 AA A
	2816900	245/45R20	XL (J)(LR)	103Y	Jaguar E-Pace (AA)	8	7.5 - 9	1929	50	9.6	28.7	9/32	27	280 AA A
	2826400	245/45R20	XL (*)	103Y	BMW X3 (F)/X4 (F)	8	7.5 - 9	1929	50	9.6	28.7	9/32	28	320 AA A
	2639100	255/45R20	(AR)	101Y	Alfa Romeo Stelvio (F)	8.5	8 - 9.5	1819	51	10.0	29.1	9/32	28	220 AA A
	3183500	255/45ZR20	XL (ALP)	(105Y)	Alpina XD3 (F)/ XD4 (F)	8.5	8 - 9.5	2039	50	10.0	29.1	9/32	28	280 AA A
	2804600	255/45R20	XL (*) (e)	105Y	BMW [X4 M (F)/ X3 M (F)]	8.5	8 - 9.5	2039	50	10.0	29.1	9/32	32	280 AA A
	3100000	265/45R20	XL (*) (e)	108Y	BMW [X4 M (R)/ X3 M (R)]	9	8.5 - 10	2205	50	10.5	29.4	8/32	35	280 AA A
	2728400	285/45R20		108W	Volkswagen Touareg (AA)	9.5	9 - 10.5	2205	51	11.2	30.1	9/32	31	220 AA A
	2863400	235/50R20	XL (J)(LR)	104Y	Land Rover Range Rover Evoque (AA)	7.5	6.5 - 8.5	1984	50	9.6	29.3	9/32	29	280 AA A
	3137300	245/50R20	XL (J)	105V	Jaguar I-Pace (AA)	7.5	7 - 8.5	2039	50	10.0	29.7	9/32	30	280 AA A
	2709900	275/50R20	XL (M0)	113W	Mercedes-Benz GLA/GLE (AA)	8.5	7.5 - 9.5	2535	50	11.2	30.9	9/32	37	220 AA A
	3572700	275/50R20	XL ncs (M0-S)	113W	Mercedes-Benz GLE (AA)	8.5	7.5 - 9.5	2535	50	11.2	30.9	9/32	37	280 AA A
21"	2644600	355/25ZR21	XL (L)	(107Y)	Lamborghini Aventador S (R)	13	12.5 - 13.5	2149	50	14.4	28.0	9/32	35	280 AA A
	2549300	265/30R21	XL ncs (R01)	96Y	Audi A6 (AA)	9.5	9 - 10	1565	50	10.7	27.3	10/32	27	220 AA A
	3783800	295/30ZR21	XL (MC)	(102Y)	McLaren [GT (R)]	10.5	10 - 11	1874	50	11.9	28.0	9/32	27	280 AA A
	2822800	305/30ZR21	XL ncs (A7A)	(104Y)	Aston Martin DBS Superleggera (R)	11	10.5 - 11.5	1984	50	12.3	28.2	9/32	32	280 AA A
	3605800	305/30ZR21	XL (e)	(104Y)		11	10.5 - 11.5	1984	50	12.3	28.2	9/32	32	280 AA A
	3832000	305/30ZR21	(NA1)	(100Y)	Porsche [911 (R)]	11	10.5 - 11.5	1764	51	12.3	28.2	9/32	29	220 AA A
	2920600	315/30ZR21	XL (N0)	(105Y)	Porsche Panamera (R)	11	10.5 - 11.5	2039	50	12.6	28.5	9/32	34	220 AA A
	3065100	315/30ZR21	XL ncs (N1)	(105Y)	Porsche Panamera (R)	11	10.5 - 11.5	2039	50	12.6	28.5	9/32	34	220 AA A
	2923600	325/30ZR21	XL ncs (N1)	(108Y)	Porsche Panamera (R)	11.5	11 - 12	2205	50	13.0	28.7	9/32	34	220 AA A
	2761100	245/35ZR21	XL	96Y		8.5	8 - 9.5	1565	50	9.8	27.8	9/32	24	280 AA A
	2764300	255/35ZR21	XL ncs (A0)	98Y	Audi A6 (AA)/A7 (AA)	9	8.5 - 10	1653	50	10.2	28.0	9/32	26	320 AA A
	2761000	265/35ZR21	XL	101Y		9.5	9 - 10.5	1819	50	10.7	28.3	9/32	26	280 AA A
	2822900	265/35ZR21	XL ncs (A7A)	(101Y)	Aston Martin DBS Superleggera (F)	9.5	9 - 10.5	1819	50	10.7	28.3	9/32	27	280 AA A
	2920500	275/35ZR21	XL (N0)	(103Y)	Porsche Panamera (F)	9.5	9 - 11	1929	50	10.9	28.5	9/32	28	220 AA A
	3065200	275/35ZR21	XL ncs (N1)	(103Y)	Porsche Panamera (F)	9.5	9 - 11	1929	50	10.9	28.5	9/32	29	220 AA A
	2857100	275/35ZR21	XL ncs (A0)	(103Y)	Audi [A6 (AA)]	9.5	9 - 11	1929	50	10.9	28.5	9/32	32	280 AA A
	2924600	315/35ZR21	XL ncs (*)	111Y	BMW X5 / X6 (R)	11	10.5 - 12.5	2403	50	12.6	29.6	9/32	35	300 AA A
	2924500	275/40R21	XL ncs (*)	107Y	BMW X5 / X6 (F)	9.5	9 - 11	2149	50	10.9	29.6	9/32	33	300 AA A
	2728200	285/40R21	XL	109Y	Volkswagen Touareg (AA)	10	9.5 - 11	2271	50	11.4	30.0	9/32	33	220 AA A
	2821500	295/40ZR21	XL (J)	(111Y)	Jaguar F-Pace (R)	10.5	10 - 11.5	2403	50	11.9	30.3	10/32	36	280 AA A
	2709800	315/40R21	(M0)	111Y		11	10.5 - 12.5	2403	51	12.6	30.9	10/32	38	220 AA A
	2807700	315/40ZR21	XL (L)	(115Y)	Lamborghini Urus (R)	11	10.5 - 12.5	2679	50	12.6	30.9	9/32	38	280 AA A
	3572900	315/40R21	ncs (M0-S)	111Y	Mercedes-Benz GLE (R)	11	10.5 - 12.5	2403	51	12.6	30.9	9/32	39	280 AA A
	2817000	245/45R21	XL (J)(LR)	104Y	Jaguar E-Pace (AA)	8	7.5 - 9	1984	50	9.6	29.6	9/32	29	280 AA A
	3520400	245/45R21	XL ncs (J)(LR)	104Y	Jaguar E-Pace (AA)	8	7.5 - 9	1984	50	9.6	29.6	9/32	29	280 AA A
	2821400	265/45ZR21	XL (J)(LR)	(108Y)	Jaguar F-Pace (F)	9	8.5 - 10	2205	50	10.5	30.4	9/32	33	280 AA A
	2924700	265/45R21		104W	Volkswagen Atlas (AA)	9	8.5 - 10	1984	51	10.5	30.4	9/32	31	280 AA A
	2710000	275/45R21	(M0)	107Y		9	8.5 - 10.5	2149	51	10.7	30.7	9/32	32	220 AA A
	3572800	275/45R21	ncs (M0-S)	107Y	Mercedes-Benz GLE (F)	9	8.5 - 10.5	2149	51	10.7	30.7	9/32	35	280 AA A
	2807600	285/45ZR21	XL (L)	(113Y)	Lamborghini Urus (F)	9.5	9 - 10.5	2535	50	11.2	31.1	10/32	35	280 AA A
22"	3606500	285/25ZR22	XL (e)	(95Y)		10.5	10.5 - 10.5	1521	50	11.6	27.6	9/32	28	280 AA A
	3603700	295/25ZR22	XL (e)	(97Y)		10.5	10 - 11	1609	50	11.9	27.8	9/32	29	280 AA A
	2679900	305/25ZR22	XL (e)	(99Y)		11	10.5 - 11.5	1709	50	12.3	28.0	9/32	28	300 AA A
	2781400	315/25ZR22	XL (e)	(101Y)		11.5	11 - 12	1819	50	12.8	28.2	9/32	31	300 AA A
	3604100	245/30ZR22	XL (e)	(92Y)		8.5	8 - 9	1389	50	9.8	27.8	9/32	26	280 AA A
	2679800	255/30ZR22	XL (e)	(95Y)		9	8.5 - 9.5	1521	50	10.2	28.1	10/32	24	300 AA A
	3603600	265/30ZR22	XL (e)	(97Y)		9.5	9 - 10	1609	50	10.7	28.3	9/32	29	280 AA A
	2857200	285/30ZR22	XL ncs (A0)	(101Y)	Audi [A6 (AA)]	10	9.5 - 10.5	1819	50	11.4	28.8	8/32	32	280 AA A
	3183200	295/30ZR22	XL (ALP) (e)	(103Y)	Alpina XD3 (R)/ XD4 (R)	10.5	10 - 11	1929	50	11.9	29.0	9/32	33	280 AA A
	3183300	255/35ZR22	XL (ALP) (e)	(99Y)	Alpina XD3 (F)/ XD4 (F)	9	8.5 - 10	1709	50	10.2	29.0	9/32	30	280 AA A
	2682000	265/35R22	XL ncs (VOL)	102V		9.5	9 - 10.5	1874	50	10.7	29.3	9/32	30	220 AA A
	2821800	295/35ZR22	XL (J)	(108Y)	Jaguar F-Pace (R)	10.5	10 - 11.5	2205	50	11.9	30.1	9/32	35	280 AA A
	2826300	315/35R22	XL ncs (*) (e)	111Y	BMW [X7 (R)]	11	10.5 - 12.5	2403	50	12.6	30.7	9/32	39	280 AA A
	2710500	325/35R22	(M0) (e)	110Y	Mercedes-Benz GLS / GLE (R)	11.5	11 - 13	2337	51	13.0	31.0	8/32	40	320 AA A
	2760200	325/35ZR22	XL (L)	(114Y)	Lamborghini Urus (R)	11.5	11 - 13	2601	50	13.0	31.0	8/32	39	280 AA A
	3573100	325/35R22	ncs (M0-S) (e)	110Y	Mercedes-Benz GLS / GLE (R)	11.5	11 - 13	2337	51	13.0	31.0	8/32	42	320 AA A
	3267500	255/40R22	XL ncs (J)	103V	Jaguar I-Pace (AA)	9	8.5 - 10	1929	50	10.2	30.0	9/32	31	280 AA A
	2821700	265/40ZR22	XL (J)(LR)	(106Y)	Jaguar F-Pace (F)	9.5	9 - 10.5	2094	50	10.7	30.4	9/32	33	280 AA A
	2826200	275/40R22	XL ncs (*) (e)	107Y	BMW [X7 (F)]	9.5	9 - 11	2149	50	10.9	30.7	8/32	35	280 AA A
	3573000	285/40R22	ncs (M0-S) (e)	106Y	Mercedes-Benz GLS / GLE (F)	10	9.5 - 11	2094	51	11.4	31.0	11/32	37	320 AA A
	2710400	285/40R22	(M0) (e)	106Y	Mercedes-Benz GLS / GLE (F)	10	9.5 - 11	2094	51	11.4	31.0	11/32	37	320 AA A
	2760300	285/40ZR22	XL (L)	(110Y)	Lamborghini Urus (F)	10	9.5 - 11	2337	50	11.4	31.0	11/32	34	280 AA A
23"	3057000	325/30ZR23	XL (L)	(109Y)	Lamborghini Urus (R)	11.5	11 - 12	2271	50	13.0	30.7	8/32	37	280 AA A
	3056900	285/35ZR23	XL (L)	(107Y)	Lamborghini Urus (F)	10	9.5 - 11	2149	50	11.4	30.9	9/32	33	280 AA A
	2377300	325/35R23	ncs (M0-S) (e)	111Y	Mercedes-Benz GLE / GLE Coupe / GLS (R)	11.5	11 - 13	2403	5					

Rim	IP Code	Size	Notes	LI/SR(e)	Homologations & Recommendations	Measuring Rim	Approved Rims	Max Load	Max PSI	SW	OD	Tread Depth	Ship LBS	UTQG
P ZERO™														
17"	1738600	255/40R17	r-f (*) (e)	94W	BMW 3 Series (R)	9	8.5 - 10	1477	51	10.2	25.0	10/32	29	220 AA A
	2129300	205/45R17	r-f	84V		7	6.5 - 7.5	1102	51	8.1	24.3	10/32	22	220 AA A
	2207200	205/45ZR17	XL (AR)	88Y	Alfa Romeo 4C (F) Dallara Stradale (F)	7	6.5 - 7.5	1235	50	8.1	24.3	10/32	19	220 AA A
	2427300	205/45R17	XL (*)	88Y	Mini Mini (AA)	7	6.5 - 7.5	1235	50	8.1	24.3	10/32	20	220 AA A
	1744100	225/45ZR17	XL	94Y		7.5	7 - 8.5	1477	50	8.9	25.0	10/32	21	220 AA A
	1874100	235/60R17	(AO)	102Y	Audi A8 (AA)	7	6.5 - 8.5	1874	51	9.4	28.1	12/32	27	220 AA A
18"	2864800	295/30ZR18	XL	(98Y)	Dodge Viper (F)	10.5	10 - 11	1653	50	11.9	25.0	10/32	27	220 AA A
	1654900	245/35ZR18	XL (MO)	92Y	Mercedes C Class (R)/CLA (R)/CLC (R)/CLK (R)/SLK (R)	8.5	8 - 9.5	1389	50	9.8	24.8	10/32	23	220 AA A
	1992500	245/35R18	r-f (*) (e)	88Y	BMW 1 Series (R)/2 Series (R)	8.5	8 - 9.5	1235	51	9.8	24.8	10/32	24	220 AA A
	1740200	255/35R18	r-f (e)	90Y		9	8.5 - 10	1323	51	10.2	25.0	10/32	28	220 AA A
	1800400	255/35ZR18	XL (MO R01)	94Y	Audi A4 (AA) Mercedes C Class (R)/CLK (R)/E Class Coupe (R)/SLK (R) Dallara Stradale (R)	9	8.5 - 10	1477	50	10.2	25.0	10/32	25	220 AA A
	1949500	265/35R18	XL (MO)	97Y	Mercedes E Class (R)	9.5	9 - 10.5	1609	50	10.7	25.3	10/32	24	220 AA A
	2146700	275/35R18	r-f	95Y	Cadillac CTS (R)	9.5	9 - 11	1521	51	10.9	25.6	10/32	31	220 AA A
	2009300	285/35R18	(MO)	97Y	Mercedes CLS (R)	10	9.5 - 11	1609	51	11.4	25.9	10/32	27	220 AA A
	2051400	285/35R18	r-f (MOE) (e)	97Y	Mercedes SI (R)	10	9.5 - 11	1609	51	11.4	25.9	10/32	31	220 AA A
	2207300	205/40ZR18	XL (AR)	86Y	Alfa Romeo 4C (F)	7.5	7 - 8	1168	50	8.3	24.4	10/32	18	220 AA A
	2424600	205/40ZR18	XL (ARR)	86Y	Alfa Romeo 4C (F)	7.5	7 - 8	1168	50	8.3	24.4	10/32	18	220 AA A
	3518200	205/40ZR18	XL (ME2)	(86Y)	Dallara [Stradale (F)]	7.5	7 - 8	1168	50	8.3	24.4	10/32	18	220 AA A
	1837200	215/40R18	r-f (e)	85Y		7.5	7 - 8.5	1135	51	8.6	24.8	10/32	24	220 AA A
	1679700	225/40ZR18	XL (MO)	92Y	Lotus Evora (F) Mercedes C Class (F)/Cia (F)/CLC (F)/CLK (F)/SLK (F) Volkswagen Golf (AA)	8	7.5 - 9	1389	50	9.1	25.1	10/32	24	220 AA A
	1992700	225/40R18	r-f (*) (e)	88Y	BMW 1 Series (F)/2 Series (F)	8	7.5 - 9	1235	51	9.1	25.1	10/32	22	220 AA A
	2337000	225/40R18	XL r-f (MOE)	92W	Mercedes B Class (AA)/Cia (AA)	8	7.5 - 9	1389	50	9.1	25.1	10/32	25	220 AA A
	1723000	235/40ZR18	XL (MO)	95Y	Mercedes E Class Coupe (F)/SLK (F)	8.5	8 - 9.5	1521	50	9.5	25.4	10/32	23	220 AA A
	2404700	235/40ZR18	XL (AR)	95Y	Alfa Romeo 4C (R)	8.5	8 - 9.5	1521	50	9.5	25.4	10/32	23	220 AA A
	1949400	245/40R18	XL (MO)	97Y	Mercedes E Class (F)/E Class (F)(AA)	8.5	8 - 9.5	1609	50	9.8	25.7	10/32	23	220 AA A
	2146600	245/40R18	r-f	93Y	Cadillac CTS (F)	8.5	8 - 9.5	1433	51	9.8	25.7	10/32	28	220 AA A
	2027700	255/40R18	XL (MO)	99Y	Mercedes CLS (F)	9	8.5 - 10	1709	50	10.2	26.0	10/32	25	220 AA A
	2051500	255/40R18	r-f (MOE) (e)	95Y	Mercedes SI (F)	9	8.5 - 10	1521	51	10.2	26.0	10/32	29	220 AA A
	3110800	225/45R18	XL (*)	95W	BMW [2 Series Gran Tourer (AA)/ 2 Series Active Tourer (AA)]	7.5	7 - 8.5	1521	50	8.9	25.9	9/32	22	220 AA A
	1775900	245/45ZR18	XL	(100Y)	Jaguar XF (AA)	8	7.5 - 9	1764	50	9.6	26.7	10/32	25	220 AA A
	2016900	245/45R18	(AO)	96Y	Audi A4 Allroad (AA)	8	7.5 - 9	1565	51	9.6	26.7	10/32	26	220 AA A
	1996900	255/45R18	(AO)	99Y	Audi A7 (AA)	8.5	8 - 9.5	1709	51	10.0	27.0	10/32	25	220 AA A
	2166400	275/45ZR18	XL (MGT)	(107Y)	Maserati Ghibli (R)	9	8.5 - 10.5	2149	50	10.7	27.8	10/32	30	220 AA A
	2315600	275/45ZR18	(N1)	(103Y)	Porsche Panamera (R)	9	8.5 - 10.5	1929	51	10.7	27.8	10/32	28	220 AA A
	2166500	235/50ZR18	XL (MGT)	(101Y)	Maserati Ghibli (F)(AA)	7.5	6.5 - 8.5	1819	50	9.6	27.3	10/32	26	220 AA A
	1789000	245/50R18	r-f (*) (e)	100Y	BMW 5 Series GT (AA)/7 Series (AA)/X3 (AA)/X4 (AA)	7.5	7 - 8.5	1764	51	10.0	27.7	10/32	35	220 AA A
	2315700	245/50ZR18	(N1)	(100Y)	Porsche Panamera (F)	7.5	7 - 8.5	1764	51	10.0	27.7	10/32	27	220 AA A
	2065500	235/55R18	XL (AO)	104Y	Audi A8 (AA)	7.5	6.5 - 8.5	1984	50	9.6	28.1	10/32	27	220 AA A
19"	2022800	245/30R19	XL r-f (*) (e)	89Y	BMW 1 Series (R)/2 Series (R)	8.5	8 - 9	1279	50	9.8	24.8	10/32	23	220 AA A
	1925000	255/30R19	XL r-f (*) (e)	91Y	BMW 3 Series (R)	9	8.5 - 9.5	1356	50	10.2	25.1	10/32	26	220 AA A
	1995700	255/30ZR19	XL	(91Y)		9	8.5 - 9.5	1356	50	10.2	25.1	10/32	22	220 AA A
	3518300	255/30ZR19	XL (ME2)	(91Y)	Dallara [Stradale (R)]	9	8.5 - 9.5	1356	50	10.2	25.1	10/32	23	220 AA A
	2032000	275/30R19	XL (MO)	96Y	Mercedes E Class (R)	9.5	9 - 10	1565	50	10.9	25.6	10/32	25	220 AA A
	1997600	285/30R19	XL (MO)	98Y	Mercedes SI (R)	10	9.5 - 10.5	1653	50	11.4	25.8	10/32	26	220 AA A
	2390200	285/30ZR19	XL (MO)	(98Y)	Mercedes CLS (R)/E Class (R)/SI (R)	10	9.5 - 10.5	1653	50	11.4	25.8	10/32	27	220 AA A
	1737800	295/30ZR19	XL (N2)	(100Y)	Porsche 911 (R)	10.5	10 - 11	1764	50	11.9	26.0	10/32	31	220 AA A
	1740800	295/30ZR19	XL (R01)	(100Y)	Audi R8 (R)	10.5	10 - 11	1764	50	11.9	26.0	10/32	30	220 AA A
	1920800	295/30ZR19	XL (L)	(100Y)	Lamborghini Gallardo (R)	10.5	10 - 11	1764	50	11.9	26.0	10/32	29	220 AA A
	2049100	295/30ZR19	XL (AM8)	(100Y)	Aston Martin V12 Vantage (R)	10.5	10 - 11	1764	50	11.9	26.0	10/32	32	220 AA A
	1737900	305/30ZR19	XL (N2)	(102Y)	Porsche 911 (R)	11	10.5 - 11.5	1874	50	12.3	26.3	10/32	31	220 AA A
	1777900	305/30ZR19	XL (R01)	(102Y)	Audi R8 (R)	11	10.5 - 11.5	1874	50	12.3	26.3	10/32	31	220 AA A
	2906200	P355/30ZR19	LL	(99Y)	Dodge Viper (R)	12.5	12 - 13	1709	51	14.2	27.4	9/32	37	220 AA A
	1924900	225/35R19	XL r-f (*)	88Y	BMW 3 Series (F)	8	7.5 - 9	1235	50	9.1	25.2	10/32	22	220 AA A
	2022700	225/35R19	XL r-f (*) (e)	88Y	BMW 1 Series (F)/2 Series (F)	8	7.5 - 9	1235	50	9.1	25.2	10/32	23	220 AA A
	2615100	225/35R19	XL	88Y	Volkswagen Golf (AA)	8	7.5 - 9	1235	50	9.1	25.2	10/32	21	220 AA A
	1737700	235/35ZR19	(N2)	(87Y)	Porsche 911 (F)/Boxster (F)/Cayman (F)	8.5	8 - 9.5	1201	51	9.5	25.5	10/32	22	220 AA A
	1768200	235/35ZR19	XL (K1)	(91Y)	Volkswagen Passat (AA)	8.5	8 - 9.5	1356	50	9.5	25.5	10/32	22	220 AA A
	1913600	235/35ZR19	XL (R01 MO)	(91Y)	Audi R8 (F) Mercedes Cla (AA)	8.5	8 - 9.5	1356	50	9.5	25.5	10/32	22	220 AA A
	1920700	235/35ZR19	XL (L)	(91Y)	Lamborghini Gallardo (F)	8.5	8 - 9.5	1356	50	9.5	25.5	10/32	21	220 AA A
	2023200	235/35ZR19	XL (MC1)	(91Y)	Mclaren 650S (F)/MP4-12C (F)	8.5	8 - 9.5	1356	50	9.5	25.5	10/32	22	220 AA A
	2152100	235/35R19	XL (AO)	91Y	Audi A3 (AA)	8.5	8 - 9.5	1356	50	9.5	25.5	10/32	22	220 AA A
	2404600	235/35ZR19	XL (AR)	91Y	Alfa Romeo 4C (R)	8.5	8 - 9.5	1356	50	9.5	25.5	10/32	22	220 AA A
	2439700	235/35ZR19	XL (ARR)	91Y	Alfa Romeo 4C (R)	8.5	8 - 9.5	1356	50	9.5	25.5	10/32	23	220 AA A

Rim	IP Code	Size	Notes	LI/SR(e)	Homologations & Recommendations	Measuring Rim	Approved Rims	Max Load	Max PSI	SW	OD	Tread Depth	Ship LBS	UTQG
P ZERO™ (CONTINUED)														
1833200	245/35ZR19	XL (*)	(93Y)		BMW 3 Series (F) Ford Falcon (F)	8.5	8 - 9.5	1433	50	9.8	25.8	10/32	24	220 AA A
2031900	245/35R19	XL (M0)	93Y		Mercedes E Class (F)	8.5	8 - 9.5	1433	50	9.8	25.8	10/32	23	220 AA A
1773800	255/35ZR19	XL (M01)	96Y		Lotus Evora (R) Mercedes SI (F)	9	8.5 - 10	1565	50	10.2	26.0	10/32	26	220 AA A
1990800	255/35R19	r-f (*) (e)	92Y		BMW 3 Series (R)/4 Series (R)	9	8.5 - 10	1389	51	10.2	26.0	10/32	26	220 AA A
1997200	255/35ZR19	XL (L)	(96Y)		Lamborghini Aventador (F) Pagani Huayra (F)/Zonda Cinque (F)/Zonda Cinque Roadster (F)/Zonda R (F)/Zonda Tricolore (F)	9	8.5 - 10	1565	50	10.2	26.0	10/32	26	220 AA A
1997500	255/35R19	XL (M0)	96Y		Mercedes SI (F)	9	8.5 - 10	1565	50	10.2	26.0	10/32	23	220 AA A
2049000	255/35ZR19	XL (AM8)	(96Y)		Aston Martin V12 Vantage (F)	9	8.5 - 10	1565	50	10.2	26.0	10/32	25	220 AA A
2331800	255/35R19	r-f (*) (e)	92W		BMW X1 (R)	9	8.5 - 10	1389	51	10.2	26.0	10/32	26	220 AA A
2390100	255/35ZR19	XL (M0)	(96Y)		Mercedes CLS (F)/E Class (F)/SI (F)	9	8.5 - 10	1565	50	10.2	26.0	10/32	25	220 AA A
2404300	255/35R19	XL (A0)(KA)	96Y		Audi A5 (AA)	9	8.5 - 10	1565	50	10.2	26.0	10/32	24	220 AA A
2604600	255/35R19	XL r-f (*) (e)	96Y		BMW 3 Series (R)	9	8.5 - 10	1565	50	10.2	26.0	10/32	28	220 AA A
2639900	255/35R19	r-f (AR)	92W		Alfa Romeo Giulia (R)	9	8.5 - 10	1389	51	10.2	26.0	10/32	27	220 AA A
1787200	265/35ZR19	(N2)	(94Y)		Porsche Boxster (R)/Cayman (R)	9.5	9 - 10.5	1477	51	10.7	26.3	10/32	25	220 AA A
1833300	265/35ZR19	XL (*)	(98Y)		BMW 3 Series (R) Ford Falcon (R)	9.5	9 - 10.5	1653	50	10.7	26.3	10/32	26	220 AA A
1850400	275/35ZR19	XL (J)	(100Y)		Jaguar XK (R)	9.5	9 - 11	1764	50	10.9	26.6	10/32	27	220 AA A
1921100	275/35R19	r-f (*) (e)	96Y		BMW 5 Series (R)/6 Series Gran Coupe (R)	9.5	9 - 11	1565	51	10.9	26.6	10/32	30	220 AA A
2218300	275/35ZR19	(J)	(96Y)		Jaguar F-Type (R)	9.5	9 - 11	1565	51	10.9	26.6	10/32	29	220 AA A
1907000	285/35ZR19	XL	(103Y)			10	9.5 - 11	1929	50	11.4	26.9	10/32	28	220 AA A
2039100	295/35ZR19	XL (*)	(104Y)		BMW 5 Series (R)/6 Series (R)	10.5	10 - 11.5	1984	50	11.9	27.1	10/32	29	220 AA A
1990700	225/40R19	r-f (*) (e)	89Y		BMW 3 Series (F)/4 Series (F)	8	7.5 - 9	1279	51	9.1	26.1	10/32	24	220 AA A
2331700	225/40R19	r-f (*) (e)	89W		BMW X1 (F) Mini Countryman (AA)/Paceman (AA)	8	7.5 - 9	1279	51	9.1	26.1	10/32	24	220 AA A
2604500	225/40R19	XL r-f (*) (e)	93Y		BMW 3 Series (F)	8	7.5 - 9	1433	50	9.1	26.1	10/32	25	220 AA A
2640000	225/40R19	r-f (AR)	89W		Alfa Romeo Giulia (F)	8	7.5 - 9	1279	51	9.1	26.1	10/32	24	220 AA A
1876600	245/40ZR19	XL (J)	(98Y)		Jaguar XK (F)	8.5	8 - 9.5	1653	50	9.8	26.7	10/32	24	220 AA A
1902000	245/40ZR19		(94Y)		Ferrari California (F)/California T (F)/F599 GTB (F) Maserati Grancabrio (F)/Granturismo (F)	8.5	8 - 9.5	1477	51	9.8	26.7	10/32	25	220 AA A
1941800	245/40R19	r-f (*) (e)	94Y		BMW 5 Series (F)/6 Series Gran Coupe (F)	8.5	8 - 9.5	1477	51	9.8	26.7	10/32	28	220 AA A
2218200	245/40ZR19	(J)	(94Y)		Jaguar F-Type (F)	8.5	8 - 9.5	1477	51	9.8	26.7	10/32	28	220 AA A
1949100	255/40ZR19		96W		Volkswagen Tiguan (AA)	9	8.5 - 10	1565	51	10.2	27.0	10/32	27	220 AA A
1996400	255/40R19	XL (A0)	100Y		Audi A6 (AA)/A7 (AA)/Q3 (AA)	9	8.5 - 10	1764	50	10.2	27.0	10/32	28	220 AA A
2141100	255/40R19	r-f (*) (e)	96W		BMW 3 Series GT (R)	9	8.5 - 10	1565	51	10.2	27.0	10/32	31	220 AA A
2648000	255/40ZR19		96Y		Ford Mustang (F)	9	8.5 - 10	1565	51	10.2	27.0	10/32	29	220 AA A
2713300	255/40ZR19	XL (M0)	(100Y)		Ford Mustang (AA)	9	8.5 - 10	1764	50	10.2	27.0	10/32	27	220 AA A
2039000	265/40ZR19	XL (*)	(102Y)		BMW 5 Series (F)/6 Series (F)	9.5	9 - 10.5	1874	50	10.7	27.4	9/32	26	220 AA A
1875700	275/40ZR19	XL (J)	(105Y)		Jaguar XJ (R)	9.5	9 - 11	2039	50	10.9	27.7	10/32	31	220 AA A
2122700	275/40R19	r-f (MOE)	101Y		Mercedes S Class (R)	9.5	9 - 11	1819	51	10.9	27.7	10/32	33	220 AA A
2153200	275/40R19	r-f (*)	101Y		BMW 5 Series GT (R)/7 Series (R)/X3 (R)/X4 (R)	9.5	9 - 11	1819	51	10.9	27.7	10/32	33	220 AA A
2200700	275/40R19	(M0)	101Y		Mercedes S Class (R)	9.5	9 - 11	1819	51	10.9	27.7	10/32	29	220 AA A
2546300	275/40R19	r-f (*)	101Y		BMW 6 Series GT (R)/7 Series (R)	9.5	9 - 11	1819	51	10.9	27.7	10/32	33	220 AA A
2648100	275/40ZR19		101Y		Ford Mustang (R)	9.5	9 - 11	1819	51	10.9	27.7	10/32	31	220 AA A
2713400	275/40ZR19	XL (M0)	(105Y)			9.5	9 - 11	2039	50	10.9	27.7	10/32	31	220 AA A
3526700	275/40ZR19	(MGT)	(101Y)		Maserati Ghibli (R)	9.5	9 - 11	1819	51	10.9	27.7	10/32	29	220 AA A
1723300	285/40ZR19		(103Y)		Ferrari California (R)/California T (R) Maserati Grancabrio (R)/Granturismo (R)	10	9.5 - 11	1929	51	11.4	28.0	10/32	30	220 AA A
2306700	285/40ZR19	XL (M0)	(107Y)		Mercedes S Class (R)	10	9.5 - 11	2149	50	11.4	28.0	10/32	28	220 AA A
2315400	285/40ZR19	(N1)	(103Y)		Porsche Panamera (R)	10	9.5 - 11	1929	51	11.4	28.0	10/32	27	220 AA A
2141000	225/45R19	r-f (*) (e)	92W		BMW 3 Series GT (F)	7.5	7 - 8.5	1389	51	8.9	27.0	10/32	27	220 AA A
1875500	245/45ZR19	XL (J)	(102Y)		Jaguar XJ (F)	8	7.5 - 9	1874	50	9.6	27.7	9/32	29	220 AA A
2122800	245/45R19	XL r-f (MOE)	102Y		Mercedes S Class (F)	8	7.5 - 9	1874	50	9.6	27.7	9/32	31	220 AA A
2137300	245/45R19	r-f (*)	98Y		BMW 5 Series GT (F)/7 Series (F)/X3 (F)/X4 (F)	8	7.5 - 9	1653	51	9.6	27.7	9/32	29	220 AA A
2154000	245/45R19	XL (M0)	102Y		Mercedes S Class (F)	8	7.5 - 9	1874	50	9.6	27.7	9/32	27	220 AA A
2166100	245/45ZR19	(MGT)	(98Y)		Maserati Ghibli (F)/Quattroporte (F)	8	7.5 - 9	1653	51	9.6	27.7	9/32	25	220 AA A
2546000	245/45R19	XL (*)	102Y		BMW 6 Series GT (AA)/7 Series (AA)	8	7.5 - 9	1874	50	9.6	27.7	9/32	25	220 AA A
2546400	245/45R19	r-f (*)	98Y		BMW 6 Series GT (F)/7 Series (F)	8	7.5 - 9	1653	51	9.6	27.7	9/32	30	220 AA A
1767200	255/45R19	(M0)	100W		Mercedes GLK (R)	8.5	8 - 9.5	1764	51	10.0	28.1	10/32	31	220 AA A
2035100	255/45R19	XL (A0)	104Y		Audi A8 (AA)	8.5	8 - 9.5	1984	50	10.0	28.1	10/32	29	220 AA A
2125500	255/45R19	(A0)	100Y		Audi A6 Allroad (AA) Lincoln Mk5 (AA)	8.5	8 - 9.5	1764	51	10.0	28.1	10/32	29	220 AA A
2306800	255/45ZR19	XL (M0)	(104Y)		Mercedes S Class (F)	8.5	8 - 9.5	1984	50	10.0	28.1	10/32	27	220 AA A
2315500	255/45ZR19	(N1)	(100Y)		Porsche Panamera (F)	8.5	8 - 9.5	1764	51	10.0	28.1	10/32	25	220 AA A
2168200	275/45ZR19	XL (B)	(108Y)		Bentley Continental Flying Spur (AA)	9	8.5 - 10.5	2205	50	10.7	28.8	10/32	32	220 AA A
2612000	295/45R19	XL (MGT)	113Y		Maserati Levante (R)	10	9.5 - 11	2535	50	11.7	29.5	10/32	34	220 AA A
1767100	235/50R19	(M0)	99W		Mercedes GLK (F)	7.5	6.5 - 8.5	1709	51	9.6	28.3	10/32	30	220 AA A
2774700	255/50R19	(N1)	103Y		Porsche [Macan (R)]	8	7 - 9	1929	51	10.4	29.1	10/32	28	220 AA A
1804000	265/50R19	XL (N0)	110Y		Porsche Cayenne (AA)	8.5	7.5 - 9.5	2337	50	10.9	29.5	10/32	37	300 AA A

Rim	IP Code	Size	Notes	LI/SR(e)	Homologations & Recommendations	Measuring Rim	Approved Rims	Max Load	Max PSI	SW	OD	Tread Depth	Ship LBS	UTQG
P ZERO™ (CONTINUED)														
	2612100	265/50R19	XL (MGT)	110Y	Maserati Levante (F)(AA)	8.5	7.5 - 9.5	2337	50	10.9	29.5	10/32	33	220 AA A
	2774800	235/55R19	(N1)	101Y	Porsche [Macan (F)]	7.5	6.5 - 8.5	1819	51	9.6	29.2	8/32	28	220 AA A
	2528800	255/55R19	XL (J)(LR)	111W	Jaguar F-Pace (AA) Land Rover Range Rover Velar (AA)	8	7 - 9	2403	50	10.4	30.0	10/32	33	220 AA A
20"	2354800	305/25ZR20	XL (e)	(97Y)		11	10.5 - 11.5	1609	50	12.3	26.0	9/32	29	220 AA A
	2311400	325/25ZR20	XL (e)	(101Y)		12	11.5 - 12.5	1819	50	13.2	26.4	10/32	33	220 AA A
	2357800	345/25ZR20	(e)	(100Y)		12.5	12 - 13	1764	51	14.0	26.8	10/32	34	220 AA A
	2154800	245/30ZR20	XL (L)	(90Y)	Lamborghini Huracan (F)	8.5	8 - 9	1323	50	9.8	25.8	10/32	22	220 AA A
	1876000	255/30ZR20	XL (R01)	(92Y)	Audi TT (AA)	9	8.5 - 9.5	1389	50	10.2	26.1	10/32	24	220 AA A
	1997300	255/30ZR20	XL (L)	(92Y)	Lamborghini Aventador (F)	9	8.5 - 9.5	1389	50	10.2	26.1	10/32	23	220 AA A
	2074500	255/30R20	XL r-f (*) (e)	92Y	BMW 3 Series (R)/4 Series (R)	9	8.5 - 9.5	1389	50	10.2	26.1	10/32	27	220 AA A
	2152900	265/30ZR20	XL (R01)	94Y	Audi A4 (AA)	9.5	9 - 10	1477	50	10.7	26.3	10/32	26	220 AA A
	2494500	265/30R20	XL (J)	94Y	Jaguar XE (R)	9.5	9 - 10	1477	50	10.7	26.3	10/32	26	220 AA A
	1876200	275/30ZR20	XL (R01)	(97Y)	Audi A5 (AA)	9.5	9 - 10	1609	50	10.9	26.5	10/32	26	220 AA A
	2059700	275/30R20	XL r-f (e)	97Y		9.5	9 - 10	1609	50	10.9	26.5	10/32	29	220 AA A
	1639200	285/30ZR20	XL	(99Y)	Maserati Quattroporte (R)	10	9.5 - 10.5	1709	50	11.4	26.8	10/32	24	220 AA A
	1906000	285/30ZR20	XL (J)	(99Y)	Jaguar XF (R)/XK (R)	10	9.5 - 10.5	1709	50	11.4	26.8	10/32	28	220 AA A
	1800100	295/30ZR20	XL	(101Y)	Maserati Quattroporte (R)	10.5	10 - 11	1819	50	11.9	27.0	10/32	31	220 AA A
	2039300	295/30ZR20	XL (*)	(101Y)	BMW 5 Series (R)/6 Series (R)	10.5	10 - 11	1819	50	11.9	27.0	10/32	29	220 AA A
	2067700	295/30ZR20	XL (NO)	(101Y)	Porsche 911 (R)	10.5	10 - 11	1819	50	11.9	27.0	10/32	29	220 AA A
	2137800	295/30ZR20	XL (AMV)	(101Y)	Aston Martin DB9 (R)/DBS (R)/Virage (R)	10.5	10 - 11	1819	50	11.9	27.0	10/32	29	220 AA A
	2361300	295/30ZR20	XL (J)	(101Y)	Jaguar XF (R)/XJ (R)	10.5	10 - 11	1819	50	11.9	27.0	10/32	29	220 AA A
	3782600	295/30ZR20	XL (AMS)	(101Y)	Aston Martin [DB9 (R)/ DBS (R)] Jaguar [F-Type (R)/ XK (R)]	10.5	10 - 11	1819	50	11.9	27.0	10/32	29	220 AA A
	1931700	305/30ZR20	(MC1)	(99Y)	Mclaren 650S (R)/MP4-12C (R)	11	10.5 - 11.5	1709	51	12.3	27.2	9/32	29	220 AA A
	2059500	305/30ZR20	XL (NO)	(103Y)	Porsche 911 (R)	11	10.5 - 11.5	1929	50	12.3	27.2	9/32	30	220 AA A
	2154700	305/30ZR20	XL (L)	(103Y)	Lamborghini Huracan (R)	11	10.5 - 11.5	1929	50	12.3	27.2	9/32	31	220 AA A
	2445800	305/30ZR20	XL (AM4)	(103Y)	Aston Martin Vanquish (R)	11	10.5 - 11.5	1929	50	12.3	27.2	9/32	29	220 AA A
	2617500	305/30ZR20	XL (N1)	(103Y)	Porsche 911 (R)	11	10.5 - 11.5	1929	50	12.3	27.2	9/32	30	220 AA A
	1800300	335/30ZR20	(L)	(104Y)	Lamborghini Aventador (R) Pagani Huayra (R)/Zonda Cinque (R)/Zonda Cinque Roadster (R)/Zonda R (R)/ Zonda Tricolore (R)	12	11.5 - 12.5	1984	51	13.5	28.0	16/32	33	160 AA A
	2074600	225/35R20	XL r-f (*) (e)	90Y	BMW 3 Series (F)/4 Series (F)	8	7.5 - 9	1323	50	9.1	26.2	10/32	25	220 AA A
	1874600	235/35ZR20		(88Y)	Ferrari F458 (F)	8.5	8 - 9.5	1235	51	9.5	26.5	10/32	23	220 AA A
	2494400	235/35R20	XL (J)	92Y	Jaguar XE (F)	8.5	8 - 9.5	1389	50	9.5	26.5	10/32	22	220 AA A
	1638800	245/35ZR20	XL	(95Y)	Ferrari F599 GTB (F) Maserati Quattroporte (F)	8.5	8 - 9.5	1521	50	9.8	26.8	10/32	25	220 AA A
	1715800	245/35ZR20	XL (AMS)	(95Y)	Alfa Romeo 8C Competizione (F) Aston Martin DB9 (F)/DBS (F) Ferrari F612 (F)	8.5	8 - 9.5	1521	50	9.8	26.8	10/32	25	220 AA A
	1805300	245/35ZR20	XL (K1)	(95Y)	Maserati GranCabrio (F)/Granturismo (F)	8.5	8 - 9.5	1521	50	9.8	26.8	10/32	25	220 AA A
	1914100	245/35ZR20	XL	(95Y)	Ferrari California (F)	8.5	8 - 9.5	1521	50	9.8	26.8	10/32	25	220 AA A
	1929000	245/35ZR20	(NO)	(91Y)	Porsche 911 (F)	8.5	8 - 9.5	1356	51	9.8	26.8	10/32	23	220 AA A
	1935800	245/35ZR20	XL (F)	(95Y)	Ferrari F599 GTB (F)/FF (F)	8.5	8 - 9.5	1521	50	9.8	26.8	10/32	25	220 AA A
	2059600	245/35R20	XL r-f (e)	95Y		8.5	8 - 9.5	1521	50	9.8	26.8	10/32	27	220 AA A
	2137400	245/35ZR20	XL (AMV)	(95Y)	Aston Martin DB9 (F)/DBS (F)/Virage (F)	8.5	8 - 9.5	1521	50	9.8	26.8	10/32	24	220 AA A
	2490400	245/35ZR20	XL (F01)	(95Y)	Ferrari California T (F)	8.5	8 - 9.5	1521	50	9.8	26.8	10/32	23	220 AA A
	2617400	245/35ZR20	(N1)	(91Y)	Porsche 911 (F)	8.5	8 - 9.5	1356	51	9.8	26.8	10/32	23	220 AA A
	1639000	255/35ZR20	XL (J)	(97Y)	Buick Regal (AA) Jaguar XF (F)/XK (F)	9	8.5 - 10	1609	50	10.2	27.0	10/32	25	220 AA A
	1837600	255/35ZR20	XL (JRS)	(97Y)	Jaguar F-Type (F)/XK (F)	9	8.5 - 10	1609	50	10.2	27.0	10/32	26	220 AA A
	1997100	255/35R20	XL (A0)	97Y	Audi A6 (AA)/Q3 (AA)	9	8.5 - 10	1609	50	10.2	27.0	10/32	25	220 AA A
	2094700	255/35ZR20	XL (F)	(97Y)	Ferrari F12 (F)	9	8.5 - 10	1609	50	10.2	27.0	10/32	25	220 AA A
	2445700	255/35ZR20	XL (AM4)	(97Y)	Aston Martin Vanquish (F)	9	8.5 - 10	1609	50	10.2	27.0	10/32	26	220 AA A
	2563300	255/35ZR20	XL (MO)	(97Y)	Mercedes S Class (F)	9	8.5 - 10	1609	50	10.2	27.0	10/32	27	220 AA A
	2034700	265/35R20	XL (A0)	99Y	Audi A7 (AA)	9.5	9 - 10.5	1709	50	10.7	27.3	10/32	28	220 AA A
	2039200	265/35ZR20	XL (*)	(99Y)	BMW 5 Series (F)/6 Series (F)	9.5	9 - 10.5	1709	50	10.7	27.3	10/32	27	220 AA A
	2361200	265/35ZR20	XL (J)	(99Y)	Jaguar XF (F)/XJ (F)	9.5	9 - 10.5	1709	50	10.7	27.3	10/32	27	220 AA A
	2404400	265/35ZR20	XL	99Y		9.5	9 - 10.5	1709	50	10.7	27.3	10/32	29	220 AA A
	2469600	275/35R20	XL (MO)	102Y	Mercedes S Class (R)	9.5	9 - 11	1874	50	10.9	27.6	10/32	27	220 AA A
	2475000	275/35ZR20	XL ncs (R01)	(102Y)	Audi A6 (AA)/A7 (AA)	9.5	9 - 11	1874	50	10.9	27.6	10/32	30	220 AA A
	2563400	275/35ZR20	XL (MO)	(102Y)	Mercedes S Class (R)	9.5	9 - 11	1874	50	10.9	27.6	10/32	29	220 AA A
	2632200	275/35R20	XL r-f (MOE)	102Y	Mercedes S Class (R)	9.5	9 - 11	1874	50	10.9	27.6	10/32	34	220 AA A
	3496000	275/35ZR20	XL (B1)	(102Y)	Bentley Continental GT (AA)	9.5	9 - 11	1874	50	10.9	27.6	10/32	29	220 AA A
	1720000	285/35ZR20		(100Y)	Alfa Romeo 8C Competizione (R) Ferrari F612 (R) Maserati GranCabrio (R)/Granturismo (R)	10	9.5 - 11	1764	51	11.4	27.9	10/32	30	220 AA A
	2166200	285/35ZR20	(MGT)	(100Y)	Maserati Ghibli (R)/Quattroporte (R)	10	9.5 - 11	1764	51	11.4	27.9	10/32	31	220 AA A
	2490500	285/35ZR20	(F01)	(100Y)	Ferrari California T (R)	10	9.5 - 11	1764	51	11.4	27.9	10/32	30	220 AA A
	3782800	285/35ZR20	XL (MGT)	(104Y)	Maserati [Quattroporte (R)]	10	9.5 - 11	1984	50	11.4	27.9	10/32	31	220 AA A

Rim	IP Code	Size	Notes	LI/SR(e)	Homologations & Recommendations	Measuring Rim	Approved Rims	Max Load	Max PSI	SW	OD	Tread Depth	Ship LBS	UTQG
P ZERO™ (CONTINUED)														
	1915800	285/35ZR20		(100Y)	Ferrari California (R)	10	9.5 - 11	1764	51	11.4	27.9	10/32	31	220 AA A
	1874500	295/35ZR20	XL	(105Y)	Ferrari F458 (R)	10.5	10 - 11.5	2039	50	11.9	28.1	10/32	33	160 AA A
	2103800	295/35ZR20	XL (F)	(105Y)	Ferrari FF (R)	10.5	10 - 11.5	2039	50	11.9	28.1	10/32	33	160 AA A
	2315200	295/35ZR20	XL (N1)	(105Y)	Porsche Panamera (R)	10.5	10 - 11.5	2039	50	11.9	28.1	10/32	32	220 AA A
	1935900	305/35ZR20	(F)	(104Y)	Ferrari F599 GTB (R)	11	10 - 12	1984	51	12.3	28.4	8/32	31	220 AA A
	1635400	305/35ZR20		(104Y)	Ferrari F599 GTB (R)	11	10 - 12	1984	51	12.3	28.4	8/32	30	220 AA A
	2094800	315/35ZR20	(F)	(106Y)	Ferrari F12 (R)	11	10.5 - 12.5	2094	51	12.6	28.7	10/32	36	160 AA A
	2422700	325/35R20	(*) (e)	108Y	BMW X5 M (R)/X6 M (R)	11.5	11 - 13	2205	51	13.0	29.0	10/32	39	220 AA A
	1716300	245/40ZR20	XL	(99Y)	Lincoln Mks (AA)	8.5	8 - 9.5	1709	50	9.8	27.7	10/32	26	220 AA A
	2166300	245/40ZR20	XL (MGT)	(99Y)	Cadillac Ct6 (AA) Maserati Ghibli (F)/Quattroporte (F)	8.5	8 - 9.5	1709	50	9.8	27.7	10/32	25	220 AA A
	2469500	245/40R20	XL (MO)	99Y	Mercedes S Class (F)	8.5	8 - 9.5	1709	50	9.8	27.7	10/32	25	220 AA A
	2546200	245/40R20	XL r-f (*) (e)	99Y	BMW 6 Series GT (F)/7 Series (F)	8.5	8 - 9.5	1709	50	9.8	27.7	10/32	28	220 AA A
	2632100	245/40R20	XL r-f (MOE)	99Y	Mercedes S Class (F)	8.5	8 - 9.5	1709	50	9.8	27.7	10/32	31	220 AA A
	2734300	245/40R20	XL ncs (VOL)	99W	Volvo S90 (AA)/V90 (AA)	8.5	8 - 9.5	1709	50	9.8	27.7	10/32	26	220 AA A
	2777700	245/40ZR20		95Y	Cadillac Ct6 (AA)	8.5	8 - 9.5	1521	51	9.8	27.7	10/32	24	220 AA A
	3567700	245/40R20	XL ncs (VOL)	99W	Volvo S90 (AA)/V90 (AA)	8.5	8 - 9.5	1709	50	9.8	27.7	10/32	26	220 AA A
	1767400	255/40R20	XL (MO)	101W	Mercedes GLK (R)	9	8.5 - 10	1819	50	10.2	28.0	11/32	30	220 AA A
	2128900	255/40R20	XL (A0)	101Y	Audi A6 Allroad (AA)	9	8.5 - 10	1819	50	10.2	28.0	11/32	29	220 AA A
	2315300	255/40ZR20	XL (N1)	(101Y)	Porsche Panamera (F)	9	8.5 - 10	1819	50	10.2	28.0	11/32	27	220 AA A
	2540100	255/40ZR20	XL (B1)	(101Y)	Bentley Arnage (AA)	9	8.5 - 10	1819	50	10.2	28.0	11/32	28	220 AA A
	1849300	265/40R20	XL (A0)	104Y	Audi A8 (AA)	9.5	9 - 10.5	1984	50	10.7	28.3	10/32	29	220 AA A
	1791600	275/40ZR20	XL	106Y	Chevrolet Camaro (R)	9.5	9 - 11	2094	50	10.9	28.7	10/32	35	220 AA A
	1874900	275/40ZR20	XL (B)	(106Y)	Bentley Continental GT (AA)	9.5	9 - 11	2094	50	10.9	28.7	10/32	31	220 AA A
	2361500	275/40ZR20	XL (BL)	(106Y)	Bentley Continental GT (AA)	9.5	9 - 11	2094	50	10.9	28.7	10/32	31	220 AA A
	2441300	275/40ZR20	XL	(106Y)	Dodge Challenger (AA)/Charger (AA)	9.5	9 - 11	2094	50	10.9	28.7	10/32	34	220 AA A
	2422600	285/40R20	(*) (e)	104Y	BMW X5 M (F)/X6 M (F)	10	9.5 - 11	1984	51	11.4	29.0	10/32	34	220 AA A
	2205900	295/40R20	(NO)	106Y	Porsche Macan (R)	10.5	10 - 11.5	2094	51	11.9	29.3	10/32	31	220 AA A
	2611600	295/40R20	XL (MGT)	110Y	Maserati Levante (R)	10.5	10 - 11.5	2337	50	11.9	29.3	10/32	32	220 AA A
	2634200	305/40ZR20	XL (NO)	(112Y)	Porsche Cayenne (R)	11	10 - 12	2469	50	12.3	29.6	10/32	34	220 AA A
	1767300	235/45R20	XL (MO)	100W	Mercedes GLK (F)	8	7.5 - 9	1764	50	9.3	28.3	10/32	29	220 AA A
	1791700	245/45ZR20	XL	103Y	Chevrolet Camaro (F) Ford Taurus (AA)	8	7.5 - 9	1929	50	9.6	28.7	10/32	32	220 AA A
	1827600	265/45ZR20	XL (B)	(108Y)	Bentley Mulsanne (AA)	9	8.5 - 10	2205	50	10.5	29.4	10/32	31	220 AA A
	2611700	265/45R20	XL (MGT)	108Y	Maserati Levante (F)(AA)	9	8.5 - 10	2205	50	10.5	29.4	10/32	31	220 AA A
	2649200	265/45ZR20	XL (MO)	108Y	Mercedes GLE (AA)	9	8.5 - 10	2205	50	10.5	29.4	10/32	31	220 AA A
	3473000	265/45R20	(NO)	104Y	Porsche Macan (F)	9	8.5 - 10	1984	51	10.5	29.4	10/32	31	220 AA A
	2634100	275/45ZR20	XL (NO)	(110Y)	Porsche Cayenne (F)	9	8.5 - 10.5	2337	50	10.7	29.8	10/32	32	220 AA A
	2822500	295/45ZR20	r-f (e)	(110Y)	Jeep Grand Cherokee (AA)	10	9.5 - 11	2337	51	11.7	30.5	10/32	42	220 AA A
	2528700	255/50R20	XL (J)(LR)	109W	Jaguar F-Pace (AA) Land Rover Range Rover Velar (AA)	8	7 - 9	2271	50	10.4	30.1	10/32	33	220 AA A
21"	2530800	295/25ZR21	XL (e)	(96Y)		10.5	10 - 11	1565	50	11.9	26.8	10/32	28	220 AA A
	2354700	305/25ZR21	XL (e)	(98Y)		11	10.5 - 11.5	1653	50	12.3	27.0	9/32	30	220 AA A
	2148100	325/25ZR21	XL (e)	(102Y)		12	11.5 - 12.5	1874	50	13.2	27.4	10/32	34	220 AA A
	1997400	355/25ZR21	XL (L)	(107Y)	Lamborghini Aventador (R)	13	12.5 - 13.5	2149	50	14.4	28.0	16/32	38	120 AA A
	2056700	255/30ZR21	XL (e)	(93Y)		9	8.5 - 9.5	1433	50	10.2	27.0	9/32	27	220 AA A
	1826700	275/30R21	XL r-f (*) (e)	98Y	BMW 5 Series GT (R)/7 Series (R)/X3 (R)/X4 (R)	9.5	9 - 10	1653	50	10.9	27.5	10/32	33	220 AA A
	2218900	275/30ZR21	XL ncs (RO1)	(98Y)	Audi A7 (AA)	9.5	9 - 10	1653	50	10.9	27.5	10/32	28	220 AA A
	2217000	285/30ZR21	XL (MGT)	(100Y)	Maserati Ghibli (R)/Quattroporte (R)	10	9.5 - 10.5	1764	50	11.4	27.8	10/32	27	160 AA A
	2417300	285/30ZR21	XL ncs (RO1)	(100Y)	Audi A6 (AA)	10	9.5 - 10.5	1764	50	11.4	27.8	10/32	30	220 AA A
	2306300	325/30R21	XL r-f (*) (e)	108Y	BMW X5 (R)/X6 (R)	11.5	11 - 12	2205	50	13.0	28.7	10/32	37	220 AA A
	2486100	325/30R21	XL (e)	108Y		11.5	11 - 12	2205	50	13.0	28.7	10/32	35	220 AA A
	1826600	245/35R21	XL r-f (*) (e)	96Y	BMW 5 Series GT (F)/7 Series (F)/X3 (F)/X4 (F)	8.5	8 - 9.5	1565	50	9.8	27.8	10/32	29	220 AA A
	2216900	245/35ZR21	XL (MGT)	(96Y)	Maserati Ghibli (F)/Quattroporte (F)	8.5	8 - 9.5	1565	50	9.8	27.8	10/32	22	220 AA A
	1809600	275/35ZR21	XL (e)	(103Y)	Chevrolet Camaro (R)	9.5	9 - 11	1929	50	10.9	28.5	10/32	33	220 AA A
	2353700	275/35ZR21	XL (B1)	(103Y)	Bentley Continental GT (AA)	9.5	9 - 11	1929	50	10.9	28.5	10/32	30	220 AA A
	2370900	275/35ZR21	XL (BL)	(103Y)	Bentley Continental Flying Spur (AA)/Continental GT (AA)	9.5	9 - 11	1929	50	10.9	28.5	10/32	30	220 AA A
	2306200	285/35R21	XL r-f (*) (e)	105Y	BMW X5 (F)/X6 (F)	10	9.5 - 11	2039	50	11.4	28.9	10/32	33	220 AA A
	2486000	285/35R21	XL (e)	105Y		10	9.5 - 11	2039	50	11.4	28.9	10/32	31	220 AA A
	1906800	295/35ZR21	XL (RO1)	107Y	Audi Q7 (AA)	10.5	10 - 11.5	2149	50	11.9	29.1	10/32	34	300 AA A
	2049400	295/35R21	XL (N1)	107Y	Porsche Cayenne (AA)	10.5	10 - 11.5	2149	50	11.9	29.1	10/32	35	300 AA A
	2205700	295/35R21	(NO)	103Y	Porsche Macan (R)	10.5	10 - 11.5	1929	51	11.9	29.1	10/32	30	300 AA A
	2611400	295/35R21	XL (MGT)	107Y	Maserati Levante (R)	10.5	10 - 11.5	2149	50	11.9	29.1	10/32	30	220 AA A
	2775500	295/35ZR21	XL (MO)	107Y	Mercedes GLE (AA)	10.5	10 - 11.5	2149	50	11.9	29.1	10/32	31	220 AA A
	2861200	295/35ZR21	XL (MO1)	(107Y)	Mercedes GLC (R)/GLC Coupe (R)	10.5	10 - 11.5	2149	50	11.9	29.1	10/32	33	220 AA A
	2634400	315/35ZR21	XL (NO)	(111Y)	Porsche Cayenne (R)	11	10.5 - 12.5	2403	50	12.6	29.6	10/32	34	220 AA A
	1809700	245/40ZR21	XL (e)	(100Y)	Chevrolet Camaro (F)	8.5	8 - 9.5	1764	50	9.8	28.7	10/32	31	220 AA A

Rim	IP Code	Size	Notes	LI/SR(e)	Homologations & Recommendations	Measuring Rim	Approved Rims	Max Load	Max PSI	SW	OD	Tread Depth	Ship LBS	UTQG
P ZERO™ (CONTINUED)														
	2181400	255/40R21	XL (R01)	102Y	Audi Q5 (AA) Volvo XC60 (AA)	9	8.5 - 10	1874	50	10.2	29.0	10/32	30	300 AA A
	2540200	265/40ZR21	XL (B)	(105Y)	Bentley Mulsanne (AA) Lincoln Mlx (AA)	9.5	9 - 10.5	2039	50	10.7	29.3	10/32	31	220 AA A
	2611500	265/40R21	XL (MGT)	105Y	Maserati Levante (F)(AA)	9.5	9 - 10.5	2039	50	10.7	29.3	10/32	31	220 AA A
	2861300	265/40ZR21	XL (M01)	(105Y)	Mercedes GLC (F)/GLC Coupe (F)	9.5	9 - 10.5	2039	50	10.7	29.3	10/32	31	220 AA A
	3471000	265/40R21	(N0)	101Y	Porsche Macan (F)	9.5	9 - 10.5	1819	51	10.7	29.3	10/32	30	220 AA A
	2634300	285/40ZR21	XL (N0)	(109Y)	Porsche Cayenne (F)	10	9.5 - 11	2271	50	11.4	30.0	9/32	32	220 AA A
	2074900	295/40ZR21	XL (M0) (e)	111Y	Mercedes GL Class (AA)	10.5	10 - 11.5	2403	50	11.9	30.3	10/32	38	220 AA A
	2667900	295/40ZR21	XL	111Y		10.5	10 - 11.5	2403	50	11.9	30.3	10/32	33	220 AA A
	2415700	315/40R21	(M0) (e)	111Y	Mercedes GLE Coupé (R)	11	10.5 - 12.5	2403	51	12.6	30.9	10/32	43	220 AA A
	2689600	265/45R21	(J)(LR)	104W	Land Rover Range Rover Velar (AA)	9	8.5 - 10	1984	51	10.5	30.4	10/32	34	220 AA A
	2415600	275/45R21	(M0) (e)	107Y	Mercedes GLE Coupé (F)	9	8.5 - 10.5	2149	51	10.7	30.7	10/32	38	220 AA A
	2463700	285/45ZR21	XL (B) (e)	(113Y)	Bentley Bentayga (AA)	9.5	9 - 10.5	2535	50	11.2	31.1	10/32	38	220 AA A
22"	2056600	335/25ZR22	XL (e)	(105Y)		12	11.5 - 12.5	2039	50	13.5	28.6	10/32	36	220 AA A
	2671300	315/30ZR22	XL (N0)	(107Y)	Porsche Cayenne (R)	11	10.5 - 11.5	2149	50	12.6	29.5	10/32	34	220 AA A
	2671200	285/35ZR22	XL (N0)	(106Y)	Porsche Cayenne (F)	10	9.5 - 11	2094	50	11.4	29.9	9/32	33	220 AA A
	2421800	325/35R22	(M0) (e)	110Y	Mercedes GLE Coupé (R)	11.5	11 - 13	2337	51	13.0	31.0	10/32	41	220 AA A
	2544700	265/40R22	XL (J)(LR)	106Y	Jaguar F-Pace (AA) Land Rover Range Rover Velar (AA)	9.5	9 - 10.5	2094	50	10.7	30.4	10/32	35	220 AA A
	3559400	265/40R22	XL ncs (J)(LR)	106Y	Jaguar F-Pace (AA) Land Rover Range Rover Velar (AA)	9.5	9 - 10.5	2094	50	10.7	30.4	10/32	36	220 AA A
	2559500	275/40R22	XL ncs (LR)	108Y	Land Rover Range Rover (AA)/Range Rover Sport (AA)	9.5	9 - 11	2205	50	10.9	30.7	10/32	37	220 AA A
	2421700	285/40R22	(M0) (e)	106Y	Mercedes GLE Coupé (F)	10	9.5 - 11	2094	51	11.4	31.0	10/32	38	220 AA A
	2463600	285/40ZR22	XL (B) (e)	(110Y)	Bentley Bentayga (AA)	10	9.5 - 11	2337	50	11.4	31.0	10/32	37	220 AA A
	2744500	285/40ZR22	XL (M01) (e)	110Y	Mercedes GL Class (AA)	10	9.5 - 11	2337	50	11.4	31.0	10/32	38	220 AA A

Rim	IP Code	Size	Notes	LI/SR(e)	Homologations & Recommendations	Measuring Rim	Approved Rims	Max Load	Max PSI	SW	OD	Tread Depth	Ship LBS	UTQG
P ZERO™ ALL SEASON														
17"	3445800	215/55R17		94V	Hyundai [Sonata (AA)] Kia [Optima (AA)]	7	6 - 7.5	1477	51	8.9	26.3	9/32	21	500 A A
18"	2559300	235/40R18	XL	95W	Ford Focus (AA)	8.5	8 - 9.5	1521	50	9.5	25.4	10/32	24	500 AA A
	3445900	235/45R18		94V	Hyundai [Sonata (AA)] Kia [Optima (AA)]	8	7.5 - 9	1477	51	9.3	26.3	10/32	22	500 A A
	3124400	215/55R18	XL (VOL)	99V		7	6 - 7.5	1709	50	8.9	27.3	9/32	25	500 A A
19"	2914800	235/40R19	XL ncs (VOL)	96V	Volvo V60 (AA)	8.5	8 - 9.5	1565	50	9.5	26.4	10/32	24	500 A A
	3158400	235/40R19	XL ncs (VOL)KS	96V	Volvo S60 (AA)	8.5	8 - 9.5	1565	50	9.5	26.4	10/32	24	500 A A
	2700400	245/40R19	XL	98Y	Chrysler 200 (AA)	8.5	8 - 9.5	1653	50	9.8	26.7	10/32	26	500 AA A
	2824400	255/40R19	XL (VOL)	100V	Volvo S90 (AA)	9	8.5 - 10	1764	50	10.2	27.0	10/32	28	500 A A
	2535200	275/40R19	(MGT)	101W	Maserati Ghibli (R)/Quattroporte (R)	9.5	9 - 11	1819	51	10.9	27.7	11/32	30	500 AA A
	3124300	235/45R19	XL ncs (VOL)	99V		8	7.5 - 9	1709	50	9.3	27.4	9/32	25	500 A A
	2535100	245/45R19	(MGT)	98W	Maserati Ghibli (F)/Quattroporte (F)	8	7.5 - 9	1653	51	9.6	27.7	11/32	26	500 AA A
20"	2475200	285/35R20	(MGT)	100W	Maserati Ghibli (R)/Quattroporte (R)	10	9.5 - 11	1764	51	11.4	27.9	11/32	32	500 AA A
	2754100	305/35ZR20	XL (e)	(107Y)	Dodge Challenger (AA)	11	10 - 12	2149	50	12.3	28.4	9/32	35	500 AA A
	2475100	245/40R20	XL (MGT)	99W	Maserati Ghibli (F)/Quattroporte (F)	8.5	8 - 9.5	1709	50	9.8	27.7	11/32	26	500 AA A
	2764100	255/40R20	XL ncs (A0)	101H	Audi [A6 (AA)/ A7 (AA)]	9	8.5 - 10	1819	50	10.2	28.0	9/32	27	500 A A
22"	3615600	315/30R22	XL ncs (B)	107W	Bentley GT (R)	11	10.5 - 11.5	2149	50	12.6	29.5	10/32	34	500 A A
	3615500	275/35R22	XL ncs (B)	104W	Bentley GT (F)	9.5	9 - 11	1984	50	10.9	29.6	10/32	29	500 A A

Rim	IP Code	Size	Notes	LI/SR(e)	Homologations & Recommendations	Measuring Rim	Approved Rims	Max Load	Max PSI	SW	OD	Tread Depth	Ship LBS	UTQG
P ZERO™ ALL SEASON PLUS														
17"	2654900	245/40R17		91Y		8.5	8 - 9.5	1356	51	9.8	24.7	10/32	24	500 AA A
	2442800	215/45R17	XL	91W		7	7 - 8	1356	50	8.4	24.6	10/32	21	500 AA A
	2654700	225/45R17	XL	94Y		7.5	7 - 8.5	1477	50	8.9	25.0	10/32	23	500 AA A
	2442000	235/45R17	XL	97W		8	7.5 - 9	1609	50	9.3	25.4	10/32	25	500 AA A
	2654800	245/45R17		95Y		8	7.5 - 9	1521	51	9.6	25.7	11/32	25	500 AA A
	2442100	225/50R17	XL	98W		7	6 - 8	1653	50	9.2	25.9	10/32	25	500 AA A
	2576200	235/50R17		96W		7.5	6.5 - 8.5	1565	51	9.6	26.3	10/32	26	500 AA A
	2576000	215/55R17	XL	98W		7	6 - 7.5	1653	50	8.9	26.3	10/32	25	500 AA A
	2575900	235/55R17		99W		7.5	6.5 - 8.5	1709	51	9.6	27.2	10/32	27	500 AA A
18"	2655300	255/35R18	XL	94Y		9	8.5 - 10	1477	50	10.2	25.0	10/32	26	500 AA A
	2655400	265/35R18	XL	97Y		9.5	9 - 10.5	1609	50	10.7	25.3	10/32	26	500 AA A
	2577200	275/35R18		95Y		9.5	9 - 11	1521	51	10.9	25.6	10/32	28	500 AA A
	2654200	225/40R18	XL	92Y		8	7.5 - 9	1389	50	9.1	25.1	10/32	23	500 AA A
	2654600	235/40R18	XL	95Y		8.5	8 - 9.5	1521	50	9.5	25.4	10/32	25	500 AA A
	2654300	245/40R18	XL	97Y		8.5	8 - 9.5	1609	50	9.8	25.7	10/32	26	500 AA A
	2656000	255/40R18	XL	99Y		9	8.5 - 10	1709	50	10.2	26.0	10/32	27	500 AA A
	2576100	215/45R18	XL	93W		7	7 - 8	1433	50	8.4	25.6	10/32	23	500 AA A
	2654400	225/45R18	XL	95Y		7.5	7 - 8.5	1521	50	8.9	25.9	10/32	24	500 AA A
	2656100	235/45R18	XL	98Y		8	7.5 - 9	1653	50	9.3	26.3	10/32	26	500 AA A
	2654500	245/45R18	XL	100Y		8	7.5 - 9	1764	50	9.6	26.7	10/32	26	500 AA A
	2655900	255/45R18		99Y		8.5	8 - 9.5	1709	51	10.0	27.0	10/32	28	500 AA A
	2655200	225/50R18		95Y		7	6 - 8	1521	51	9.2	26.9	10/32	26	500 AA A
	2575800	235/50R18	XL	101W		7.5	6.5 - 8.5	1819	50	9.6	27.3	10/32	27	500 AA A
	2576900	245/50R18		100Y		7.5	7 - 8.5	1764	51	10.0	27.7	10/32	27	500 AA A
	2442900	225/60R18		100W		6.5	6 - 8	1764	51	9.0	28.6	10/32	28	500 AA A
19"	2577000	235/35R19	XL	91Y		8.5	8 - 9.5	1356	50	9.5	25.5	10/32	24	500 AA A
	2655800	255/35R19	XL	96Y		9	8.5 - 10	1565	50	10.2	26.0	10/32	26	500 AA A
	2577800	275/35R19	XL	100Y		9.5	9 - 11	1764	50	10.9	26.6	10/32	29	500 AA A
	2577500	285/35R19	XL	103Y		10	9.5 - 11	1929	50	11.4	26.9	10/32	31	500 AA A
	2655600	245/40R19	XL	98Y		8.5	8 - 9.5	1653	50	9.8	26.7	10/32	26	500 AA A
	2577300	255/40R19	XL	100Y		9	8.5 - 10	1764	50	10.2	27.0	10/32	28	500 AA A
	2655700	275/40R19	XL	105Y		9.5	9 - 11	2039	50	10.9	27.7	10/32	30	500 AA A
	2577900	225/45R19	XL	96Y		7.5	7 - 8.5	1565	50	8.9	27.0	10/32	25	500 AA A
	2655500	245/45R19	XL	102Y		8	7.5 - 9	1874	50	9.6	27.7	10/32	27	500 AA A
20"	2576800	275/35R20	XL	102Y		9.5	9 - 11	1874	50	10.9	27.6	10/32	30	500 AA A
	2577700	245/40R20	XL	99Y		8.5	8 - 9.5	1709	50	9.8	27.7	10/32	27	500 AA A
	2655100	275/40R20	XL	106Y		9.5	9 - 11	2094	50	10.9	28.7	10/32	31	500 AA A
	2655000	245/45R20	XL	103Y		8	7.5 - 9	1929	50	9.6	28.7	10/32	29	500 AA A

Rim	IP Code	Size	Notes	LI/SR(e)	Homologations & Recommendations	Measuring Rim	Approved Rims	Max Load	Max PSI	SW	OD	Tread Depth	Ship LBS	UTQG	
P ZERO NERO™ ALL SEASON															
18"	1795700	255/35R18	XL (M0)	94H	Mercedes C Class (R)	9	8.5 - 10	1477	50	10.2	25.0	11/32	26.0	400 AA A	
	1830200	265/35R18	XL (M0)	97V	Mercedes E Class (R)	9.5	9 - 10.5	1609	50	10.7	25.3	11/32	26.0	400 AA A	
	1997900	285/35R18	(M0)	97H	Mercedes CLS (R)/SI (R)	10	9.5 - 11	1609	44	11.4	25.9	11/32	27.2	400 AA A	
	1905700	225/40R18	XL (M0)	92H	Mercedes B Class (AA)/C Class (F)/CLA (AA)	8	7.5 - 9	1389	50	9.1	25.1	10/32	22.7	400 AA A	
	1830300	245/40R18	XL (M0)	97V	Mercedes E Class (F)	8.5	8 - 9.5	1609	50	9.8	25.7	10/32	25.5	400 AA A	
	1997800	255/40R18	XL (M0)	99H	Mercedes CLS (F)/SI (F)	9	8.5 - 10	1709	50	10.2	26.0	11/32	24.7	400 AA A	
	2404200	P245/40R18	r-f	93V	Cadillac CTS (AA)	8.5	8 - 9.5	1433	51	9.8	25.7	10/32	29.7	400 AA A	
	1636700	P235/50ZR18		97W	Ford Mustang (AA)	7.5	6.5 - 8.5	1609	51	9.6	27.3	11/32	29.4	400 AA A	
	19"	2295200	255/40ZR19		96W	Ford Mustang (AA)	9	8.5 - 10	1565	51	10.2	27.0	10/32	29.2	400 AA A
	1957400	P275/40R19	XL (J)	105H	Jaguar XJ (R)	9.5	9 - 11	2039	50	10.9	27.7	11/32	30.6	400 AA A	
1873500	255/45R19	XL (A0)	104H	Audi A8 (AA)	8.5	8 - 9.5	1984	50	10.0	28.1	11/32	28.8	400 AA A		
1712400	P245/45ZR19		98W	Ford Mustang (AA)	8	7.5 - 9	1653	51	9.6	27.7	11/32	30.2	400 AA A		
1957300	P245/45R19	XL (J)	102H	Jaguar XJ (F)	8	7.5 - 9	1874	50	9.6	27.7	11/32	28.3	400 AA A		
1757300	P245/50ZR19	XL	104W	Chevrolet Camaro (AA)	7.5	7 - 8.5	1984	50	10.0	28.7	10/32	32.2	400 A A		
20"	2026200	275/35R20	XL (J)	102W	Jaguar XJ (R)	9.5	9 - 11	1874	50	10.9	27.6	11/32	29.7	400 AA A	
2026300	245/40R20	XL (J)	99W	Jaguar XJ (F)(AA)	8.5	8 - 9.5	1709	50	9.8	27.7	11/32	28.1	400 AA A		
2076700	265/40R20	XL (A0)	104H	Audi A8 (AA)	9.5	9 - 10.5	1984	50	10.7	28.3	12/32	29.0	400 AA A		
2494600	265/40R20	XL ncs (A0)	104H	Audi A8 (AA)	9.5	9 - 10.5	1984	50	10.7	28.3	12/32	30.1	400 AA A		
2441200	275/40ZR20	XL	(106Y)	Dodge Challenger (AA)/Charger (AA)	9.5	9 - 11	2094	50	10.9	28.7	11/32	33.6	400 AA A		

P ZERO NERO™ M + S														
24"	1679200	P275/25ZR24	XL (e)	96W		10	10 - 10	1565	50	11.1	29.4	10/32	30.5	400 AA A
	1779000	P405/25ZR24	XL (e)	116W		13.5	13 - 14	2756	50	15.9	32.0	11/32	50.3	400 AA A
	1694500	P255/30ZR24	XL (e)	97W		9	8.5 - 9.5	1609	50	10.2	30.1	10/32	29.1	400 AA A
	1733600	P285/30ZR24	XL (e)	103W		10	9.5 - 10.5	1929	50	11.4	30.8	10/32	31.9	400 AA A

LONG LASTING SPORT PERFORMANCE

P ZERO NERO™ GT

P ZERO NERO™ GT is designed for drivers of medium to large sedans and sporty cars that are seeking consistent performance and comfort throughout the tire life. The Pirelli P ZERO NERO™ GT tire materials and tread design have been optimized, introducing the latest technological developments.

The compound has a balanced content of silica in order to enhance wear resistance without compromising the dynamic response of the product in both dry and wet conditions.

PERFORMANCE[^]



CAR — SUMMER — PERFORMANCE



3 BETTER MILEAGE
Optimized tread compound enhances wear resistance for better mileage with excellent handling, grip, braking and spirited driving.

1 PERFORMANCE
Wide continuous ribs and asymmetric design contribute to increased pattern stiffness and stable footprint for fast cornering reaction and improved handling.

2 CONTROL
High technology profile structure promotes even footprint and pressure distribution for efficient braking in wet and dry conditions.

For detailed information please visit www.us.pirelli.com.
[^]The Performance indicators are for illustrative purposes only.

Rim	IP Code	Size	Notes	LI/SR(e)	Homologations & Recommendations	Measuring Rim	Approved Rims	Max Load	Max PSI	SW	OD	Tread Depth	Ship LBS	UTQG	
P ZERO NERO™ GT															
17"	2383800	215/40ZR17	XL	87W		7.5	7 - 8.5	1201	50	8.6	23.8	11/32	22	280 AA A	
	2384100	245/40ZR17		91Y		8.5	8 - 9.5	1356	51	9.8	24.7	10/32	22	280 AA A	
	2384200	255/40ZR17		(94Y)		9	8.5 - 10	1477	51	10.2	25.0	10/32	24	280 AA A	
	2383100	205/45R17	XL	88V		7	6.5 - 7.5	1235	50	8.1	24.3	11/32	19	280 AA A	
	2383600	205/45ZR17	XL	88W		7	6.5 - 7.5	1235	50	8.1	24.3	11/32	19	280 AA A	
	2383900	225/45ZR17	XL	94Y		7.5	7 - 8.5	1477	50	8.9	25.0	10/32	22	280 AA A	
	2384000	235/45ZR17	XL	97Y		8	7.5 - 9	1609	50	9.3	25.4	11/32	23	280 AA A	
	2373300	245/45ZR17	XL	99Y		8	7.5 - 9	1709	50	9.6	25.7	11/32	24	280 AA A	
	3754100	225/50R17	XL	98Y		7	6 - 8	1653	50	9.2	25.9	11/32	25	280 AA A	
	2373200	225/55ZR17	XL	101W		7	6 - 8	1819	50	9.2	26.8	11/32	23	280 AA A	
	18"	2384400	225/35ZR18	XL	87Y		8	7.5 - 9	1201	50	9.1	24.2	10/32	21	280 AA A
		2384700	255/35ZR18	XL	(94Y)		9	8.5 - 10	1477	50	10.2	25.0	10/32	22	280 AA A
2596400		225/40ZR18	XL	(92Y)		8	7.5 - 9	1389	50	9.1	25.1	11/32	21	280 AA A	
2384600		235/40ZR18	XL	(95Y)		8.5	8 - 9.5	1521	50	9.5	25.4	11/32	23	280 AA A	
2373500		245/40ZR18	XL	97Y		8.5	8 - 9.5	1609	50	9.8	25.7	11/32	24	280 AA A	
2373400		225/45ZR18	XL	95Y		7.5	7 - 8.5	1521	50	8.9	25.9	11/32	25	280 AA A	
2384500		235/45ZR18	XL	98Y		8	7.5 - 9	1653	50	9.3	26.3	11/32	24	280 AA A	
2373600		245/45ZR18	XL	100Y		8	7.5 - 9	1764	50	9.6	26.7	11/32	25	280 AA A	
19"		2449700	275/30ZR19	XL	(96Y)		9.5	9 - 10	1565	50	10.9	25.6	10/32	26	280 AA A
		3016400	235/35ZR19	XL	(91Y)		8.5	8 - 9.5	1356	50	9.5	25.5	11/32	21	280 AA A
		2449500	245/35ZR19	XL	(93Y)		8.5	8 - 9.5	1433	50	9.8	25.8	10/32	24	280 AA A
		2375300	255/35ZR19	XL	(96Y)		9	8.5 - 10	1565	50	10.2	26.0	11/32	25	280 AA A
	2384800	235/40ZR19	XL	(96Y)		8.5	8 - 9.5	1565	50	9.5	26.4	11/32	26	280 AA A	
	2373900	245/40ZR19	XL	(98Y)		8.5	8 - 9.5	1653	50	9.8	26.7	11/32	25	280 AA A	
20"	2520200	295/25ZR20	XL	(95Y)		10.5	10 - 11	1521	50	11.9	25.8	11/32	27	280 AA A	
	2386300	265/35ZR21	XL (e)	(101Y)		9.5	9 - 10.5	1819	50	10.7	28.3	11/32	31	280 AA A	
22"	2387400	315/25ZR22	XL (e)	(101Y)		11.5	11 - 12	1819	50	12.8	28.2	10/32	34	280 AA A	
	2386700	245/30ZR22	XL	(92Y)		8.5	8 - 9	1389	50	9.8	27.8	9/32	25	280 AA A	
	2387300	305/30ZR22	XL (e)	105Y		11	10.5 - 11.5	2039	50	12.3	29.3	10/32	35	280 AA A	
	2386800	255/35ZR22	XL (e)	99Y		9	8.5 - 10	1709	50	10.2	29.0	11/32	32	280 AA A	

P ZERO NERO™														
17"	1424100	205/40ZR17	XL	84W	Audi A2 (AA) Fiat 500 (AA)	7.5	7 - 8	1102	50	8.3	23.5	11/32	20	220 AA A
	1463000	215/45ZR17	XL	91Y	Fiat Punto (AA)	7	7 - 8	1356	50	8.4	24.6	11/32	22	220 AA A

OPTIMUM BALANCE BETWEEN PERFORMANCE AND COMFORT

The **Pirelli P ZERO ROSSO™** is designed to offer sports performance, providing outstanding steering response on dry and wet roads. It was developed for sports cars with electronic drive and stability control systems. The product features two different tread patterns, designed to provide the best sports performance:

- A directional tread pattern, for the front axle
- An asymmetric tread pattern for the rear axle

P ZERO ROSSO™

PERFORMANCE^



HOMOLOGATIONS

AUDI	MASERATI
BENTLEY	MERCEDES
BMW	PORSCHE
FERRARI	VOLKSWAGEN
LAMBORGHINI	VOLVO



DIRECTIONAL

ASYMMETRIC

CAR — SUMMER — PERFORMANCE
 SUV —

WET HANDLING ①

The directional tread pattern on the front axle is designed to provide excellent grip on both wet and dry roads, thanks to its "arrow" grooves and longitudinal channels.

HIGH HANDLING ②

The asymmetric pattern design for the rear axle promotes high levels of handling. Its semi-slick-center rib enhances driving precision in accelerating and braking, while the robust outer shoulder and intermediate tread blocks are connected by circumferential rings, enhancing dry grip.

ENHANCED CONTROL ③

The four longitudinal grooves are designed to improve control in potential hydroplaning situations.

Rim	IP Code	Size	Notes	LI/SR(e)	Homologations & Recommendations	Measuring Rim	Approved Rims	Max Load	Max PSI	SW	OD	Tread Depth	Ship LBS	UTQG
P ZERO ROSSO™														
16"	2701600	205/55ZR16	(N4)	(91Y)	Porsche 911 (F)/911 / 928 / 944 / 964 / 968 / 986 (F)(AA)/914 / 924 / 928 / 944 / 911 / 912 / 964 (F)(AA)	6.5	5.5 - 7.5	1356	51	8.4	24.9	10/32	20	220 AA A
17"	2707000	225/45ZR17	(N3)	(91Y)	Porsche 911 / 928 / 944 / 964 / 968 / 986 (AA)	7.5	7 - 8.5	1356	51	8.9	25.0	10/32	22	220 AA A
	2540300	205/50ZR17	(N3)	89Y	Porsche 911 (F)/Boxster (F)	6.5	5.5 - 7.5	1279	51	8.4	25.1	10/32	20	220 AA A
18"	2540700	285/30ZR18	(N4)	(93Y)	Porsche 911 (R)	10	9.5 - 10.5	1433	51	11.4	24.8	10/32	26	220 AA A
	2541000	295/30ZR18	XL (N4)	(98Y)	Porsche 911 (R)	10.5	10 - 11	1653	50	11.9	25.0	10/32	27	220 AA A
	2541100	315/30ZR18	(N4)	(98Y)	Porsche 911 (R)	11	10.5 - 11.5	1653	51	12.6	25.5	9/32	28	220 AA A
	2615700	335/30ZR18		(102Y)	Lamborghini Murcielago (R)	12	11.5 - 12.5	1874	51	13.5	25.9	9/32	32	220 AA A
	2615600	245/35ZR18		(88Y)	Lamborghini Murcielago (F)	8.5	8 - 9.5	1235	51	9.8	24.8	9/32	21	160 AA A
	2540600	265/35ZR18	(N4)	(93Y)	Porsche 911 (R)/968 (R)/Boxster (R)	9.5	9 - 10.5	1433	51	10.7	25.3	10/32	25	220 AA A
	1509300	275/35R18	(MO)	95Y		9.5	9 - 11	1521	51	10.9	25.6	9/32	25	220 AA A
	1591600	285/35ZR18	XL (MO)	(101Y)	Mercedes CLS (R)	10	9.5 - 11	1819	50	11.4	25.9	11/32	29	220 AA A
	2593100	295/35ZR18		(99Y)	Ferrari F550/F575 (R)	10.5	10 - 11.5	1709	51	11.9	26.1	9/32	28	160 AA A
	2540900	235/40ZR18	(N4)	(91Y)	Porsche 911 (F)/968 (F)	8.5	8 - 9.5	1356	51	9.5	25.4	10/32	24	220 AA A
	1591500	255/40ZR18	XL (MO)	(99Y)	Mercedes CLS (F)	9	8.5 - 10	1709	50	10.2	26.0	9/32	28	220 AA A
	1514800	285/40ZR18		(101Y)	Maserati Quattroporte (R)	10	9.5 - 11	1819	51	11.4	27.0	10/32	30	220 AA A
	1569500	255/45R18	(MO)	99Y	Mercedes S Class (F)(AA)	8.5	8 - 9.5	1709	51	10.0	27.0	10/32	26	220 AA A
	1571700	275/45R18	(MO)	103Y	Mercedes S Class (R)	9	8.5 - 10.5	1929	51	10.7	27.8	10/32	30	220 AA A
	0984900	255/50ZR18		102Y	Bentley Arnage (AA)	8	7 - 9	1874	51	10.4	28.1	10/32	29	220 AA A
	1363000	255/55ZR18	XL (N0)	109Y	Porsche Cayenne (AA) Volkswagen Touareg (AA)	8	7 - 9	2271	50	10.4	29.0	10/32	33	300 AA A
19"	1518500	255/35ZR19	XL (A0)	(96Y)	Audi A4 (AA)/A5 (AA)/A6 (AA)/Tt (AA)	9	8.5 - 10	1565	50	10.2	26.0	9/32	25	220 AA A
	1573200	285/35ZR19	(F)	(99Y)	Ferrari F430 (R) Maserati Quattroporte (R)	10	9.5 - 11	1709	51	11.4	26.9	10/32	29	160 AA A
	1521600	255/40R19	(*)	96W	BMW X3 (R)	9	8.5 - 10	1565	51	10.2	27.0	10/32	29	220 AA A
	1587000	275/40ZR19	XL (B1)	(105Y)	Bentley Continental Flying Spur (AA)/Continental GT (AA)	9.5	9 - 11	2039	50	10.9	27.7	10/32	29	220 AA A
	1839300	275/40ZR19	XL (BC)	(105Y)	Bentley Continental Flying Spur (AA)/Continental GT (AA)	9.5	9 - 11	2039	50	10.9	27.7	10/32	29	220 AA A
	1521500	235/45R19	(*)	95W	BMW X3 (F)	8	7.5 - 9	1521	51	9.3	27.4	11/32	27	220 AA A
	1688600	275/45ZR19	XL (N1)	108Y	Porsche Cayenne (AA) Volkswagen Touareg (AA)	9	8.5 - 10.5	2205	50	10.7	28.8	10/32	34	300 AA A
	1609700	285/45R19	(MO)	107W	Mercedes MI Class (R)	9.5	9 - 10.5	2149	51	11.2	29.1	10/32	34	300 AA A
	1521700	255/50R19	(MO)	103W	Mercedes MI Class (AA)/MI Class (F)(AA)/R Class (AA) Volvo XC90 (AA)	8	7 - 9	1929	51	10.4	29.1	10/32	31	300 AA A
	2127400	255/50R19		103W	Volvo XC90 (AA)	8	7 - 9	1929	51	10.4	29.1	10/32	30	300 AA A
20"	2540800	275/35ZR20	XL (B)	(102Y)	Bentley Continental Flying Spur (AA)/Continental GT (AA)	9.5	9 - 11	1874	50	10.9	27.6	11/32	30	220 AA A
	1688500	275/40ZR20	XL (N1)	106Y	Porsche Cayenne (AA) Volkswagen Touareg (AA)	9.5	9 - 11	2094	50	10.9	28.7	10/32	33	300 AA A
	1743900	295/40ZR20	XL (A0)	110Y	Audi Q7 (AA)	10.5	10 - 11.5	2337	50	11.9	29.3	10/32	36	300 AA A
	1574200	265/45ZR20	(MO)	104Y	Mercedes MI Class (AA)/R Class (AA)	9	8.5 - 10	1984	51	10.5	29.4	10/32	32	300 AA A
	1618000	275/45ZR20	XL (A0)	110Y	Audi Q7 (AA)	9	8.5 - 10.5	2337	50	10.7	29.8	10/32	36	300 AA A

P ZERO ROSSO™ DIREZIONALE														
18"	2593400	255/40ZR18		(95Y)	Ferrari F550/F575 (F)	9	8.5 - 10	1521	51	10.2	26.0	9/32	24	160 AA A
	2378400	245/45ZR18	XL	(100Y)	Maserati Quattroporte (F)	8	7.5 - 9	1764	50	9.6	26.7	9/32	26	220 AA A
19"	1461400	225/35ZR19		(84Y)	Ferrari F430 (F)	8	7.5 - 9	1102	51	9.1	25.2	10/32	20	220 AA A
	1515900	245/40ZR19	XL	(98Y)	Maserati Quattroporte (F)	8.5	8 - 9.5	1653	50	9.8	26.7	10/32	27	220 AA A

CINTURATO™

CINTURATO™, in itself a storied Pirelli brand, aims to achieve balance through a careful calibration of high performance attributes, durability, and environmental sensitivity within its product family. Advanced compounds that have been created to enhance grip on both wet and dry roads are combined with an eco-friendly tread compound that also reduces cabin noise* and positively impacts rolling resistance. Suitable for a wide range of premium touring cars, the CINTURATO™ Green Performance Philosophy makes it stand out as a choice that offers Pirelli's signature performance to drivers – while requiring minimum compromise.



*Reduction in noise indicated by Pirelli internal testing vs. Standard product

CINTURATO P7™

Summer OE
Performance



**CINTURATO P7™
ALL SEASON**

OE Performance



**CINTURATO P7™
ALL SEASON PLUS II**

Replacement
Performance



COMFORTABLE DRIVING FOR A LONG JOURNEY

CINTURATO P7™ has been developed for owners of high performance medium to high-powered cars. It showcases the Pirelli Green Performance philosophy, combining our focus on performance, control, driving pleasure and attention to the environment

Cinturato P7™

PERFORMANCE[^]



AVAILABLE TECHNOLOGIES



HOMOLOGATIONS

- ALFA ROMEO
- AUDI
- BMW
- FORD
- JAGUAR
- MERCEDES
- MINI
- VOLKSWAGEN
- VOLVO

CAR — SUMMER — TOURING



1 INNOVATIVE AND ADVANCED HYBRID MATERIAL
Promotes balanced pressure distribution for a comfortable ride.

2 OPTIMIZED TREAD DESIGN WITH SPECIALIZED PITCH SEQUENCING
Phasing is designed to provide reduced internal noise.

3 COMPACT CENTRAL BLOCKS AND ROBUST EXTERNAL AREAS
Engineered to reduce tire distortion during fast cornering.

4 FOUR WIDE LONGITUDINAL GROOVES
Promote water expulsion to assist with control in potential hydroplaning situations.


Rim	IP Code	Size	Notes	LI/SR(e)	Homologations & Recommendations	Measuring Rim	Approved Rims	Max Load	Max PSI	SW	OD	Tread Depth	Ship LBS	UTQG
CINTURATO P7™														
15"	2742200	195/55R15		85H	Ford [Ka (AA)/ Fiesta (AA)]	6	5.5 - 7	1135	44	7.9	23.4	11/32	19	260 AA A
16"	1860500	205/55R16	r-f	91V		6.5	5.5 - 7.5	1356	51	8.4	24.9	11/32	24	260 AA A
	2040200	205/55R16	r-f (*)	91W	BMW [1 Series (AA)/ 2 Series (AA)]	6.5	5.5 - 7.5	1356	51	8.4	24.9	11/32	23	260 AA A
	2041500	205/55R16	(MO)	91W	Mercedes [C Class (F)/ CLK (F)/ SLK (F)]	6.5	5.5 - 7.5	1356	51	8.4	24.9	11/32	20	260 AA A
	2328900	205/55R16		91V	Alfa Romeo [Giulietta (AA)] Kia [Cerato (AA)]	6.5	5.5 - 7.5	1356	51	8.4	24.9	10/32	18	260 AA A
	2440100	205/55R16	(*)	91V	BMW [1 Series (AA)/ 2 Series (AA)] Mini [Clubman (AA)]	6.5	5.5 - 7.5	1356	51	8.4	24.9	11/32	17	260 AA A
	1830100	225/55R16	XL (MO)	99Y	Mercedes [E Class (AA)]	7	6 - 8	1709	50	9.2	25.7	11/32	23	260 AA A
	2376000	205/60R16	(AO)	92W	Audi [A4 (AA)/ A5 (AA)/ A5 Sportback (AA)]	6	5.5 - 7.5	1389	51	8.2	25.7	9/32	19	260 AA A
	2706800	205/60R16	(MO)	92V	Mercedes [B Class (AA)/ C Class (AA)/ Cla (AA)/ A Class (AA)]	6	5.5 - 7.5	1389	51	8.2	25.7	8/32	18	260 AA A
17"	2153700	245/40R17	(MO)	91W	Mercedes [C Class (R)/ SLK (R)]	8.5	8 - 9.5	1356	51	9.8	24.7	11/32	21	260 AA A
	2245800	205/45R17	XL r-f (*)	88W	Mini [Mini (AA)]	7	6.5 - 7.5	1235	50	8.1	24.3	9/32	20	260 AA A
	2005700	225/45R17	r-f (*)	91V	BMW [1 Series (R)/ 3 Series (AA)]	7.5	7 - 8.5	1356	51	8.9	25.0	11/32	24	260 AA A
	2005800	225/45R17	r-f (*)	91W	BMW [3 Series (AA)]	7.5	7 - 8.5	1356	51	8.9	25.0	11/32	24	260 AA A
	2029200	225/45R17	(MO)	91V	Mercedes [B Class (AA)/ Cla (AA)/ A Class (AA)]	7.5	7 - 8.5	1356	51	8.9	25.0	11/32	20	260 AA A
	2153800	225/45R17	(MO)	91W	Mercedes [C Class (F)/ SLK (F)]	7.5	7 - 8.5	1356	51	8.9	25.0	11/32	20	260 AA A
	2288900	225/45R17	(AO)	91Y	Audi [A3 (AA)]	7.5	7 - 8.5	1356	51	8.9	25.0	11/32	19	260 AA A
	2467200	225/45R17	r-f (*) (K1)	91W	Mini [Clubman (AA)]	7.5	7 - 8.5	1356	51	8.9	25.0	11/32	23	260 AA A
	2413900	235/45R17	XL	97W		8	7.5 - 9	1609	50	9.3	25.4	11/32	21	260 AA A
	1829800	245/45R17	(MO)	95W	Mercedes [E Class (AA)]	8	7.5 - 9	1521	51	9.6	25.7	10/32	22	260 AA A
	1830000	245/45R17	XL (MO)	99Y	Mercedes [CLS (AA)/ E Class (AA)]	8	7.5 - 9	1709	50	9.6	25.7	11/32	23	260 AA A
	2005500	205/50R17	r-f (*)	89V	BMW [1 Series (F)(AA)]	6.5	5.5 - 7.5	1279	51	8.4	25.1	11/32	23	260 AA A
	2265200	205/50R17	r-f (*) (KA)	89W	BMW [1 Series (AA)/ 2 Series (AA)]	6.5	5.5 - 7.5	1279	51	8.4	25.1	11/32	21	260 AA A
	2028000	225/50R17	r-f (*)	94W	BMW [3 Series (F)/ 4 Series (F)/ X1 (AA)]	7	6 - 8	1477	51	9.2	25.9	11/32	26	260 AA A
	2302500	225/50R17	r-f (MOE)	94W	Mercedes [C Class (AA)/ C Class Coupe (AA)]	7	6 - 8	1477	51	9.2	25.9	11/32	26	260 AA A
	2307600	225/50R17	r-f (*)	94H	BMW [X1 (AA)]	7	6 - 8	1477	44	9.2	25.9	11/32	27	260 AA A
	2307700	225/50R17	r-f (*)	94V	BMW [X1 (AA)]	7	6 - 8	1477	51	9.2	25.9	11/32	27	260 AA A
	2417900	225/50R17	XL (AO)	98Y	Audi [A4 (AA)/ A5 (AA)]	7	6 - 8	1653	50	9.2	25.9	11/32	23	260 AA A
	2604700	225/50R17	XL r-f (*)	98W	BMW [3 Series (AA)/ 4 Series (AA)]	7	6 - 8	1653	50	9.2	25.9	11/32	28	260 AA A
	2001800	205/55R17	(*)	91V	Mini [Countryman (AA)/ Paceman (AA)]	6.5	5.5 - 7.5	1356	51	8.4	25.9	11/32	20	260 AA A
	2050400	205/55R17	r-f (*)	91V	Mini [Countryman (AA)/ Paceman (AA)]	6.5	5.5 - 7.5	1356	51	8.4	25.9	11/32	26	260 AA A
	1951500	225/55R17	r-f (*)	97Y	BMW [5 Series (AA)/ 6 Series Gran Coupe (AA)]	7	6 - 8	1609	51	9.2	26.8	11/32	32	260 AA A
	2145000	225/55R17	r-f (*)	97W	BMW [3 Series GT (AA)]	7	6 - 8	1609	51	9.2	26.8	11/32	29	260 AA A
	2467000	225/55R17	r-f (*) (K1)	97W	BMW [X1 (AA)/ X2 (AA)] Mini [Countryman (AA)]	7	6 - 8	1609	51	9.2	26.8	11/32	28	260 AA A
	2492600	225/55R17	(AO)	97Y	Audi [A4 Allroad (AA)]	7	6 - 8	1609	51	9.2	26.8	11/32	24	260 AA A
	2010200	245/55R17	r-f (*) (e)	102V	BMW [X3 (AA)/ X4 (AA)]	7.5	7 - 8.5	1874	51	10.0	27.6	11/32	35	260 AA A
	2050300	225/60R17	r-f (*)	99V	BMW [X3 (AA)/ X4 (AA)]	6.5	6 - 8	1709	51	9.0	27.6	11/32	34	260 AA A
18"	2245900	205/40R18	XL r-f (*)	86W	Mini [Mini (AA)]	7.5	7 - 8	1168	50	8.3	24.4	9/32	18	260 AA A
	2462500	225/40R18	XL r-f (*)	92Y	Mini [Clubman (AA)]	8	7.5 - 9	1389	50	9.1	25.1	11/32	22	260 AA A
	2011600	245/40R18	XL (AO)	97Y	Audi [A4 (AA)/ A5 (AA)]	8.5	8 - 9.5	1609	50	9.8	25.7	11/32	22	260 AA A
	2011700	245/40R18	(AO)	93Y	Audi [A4 (AA)/ A5 (AA)]	8.5	8 - 9.5	1433	51	9.8	25.7	11/32	23	260 AA A
	2302300	245/40R18	XL r-f (MOE)	97Y	Mercedes [C Class Coupe (R)]	8.5	8 - 9.5	1609	50	9.8	25.7	11/32	28	260 AA A
	2417700	245/40R18	(AO)	93Y	Audi [A4 (AA)/ A5 (AA)]	8.5	8 - 9.5	1433	51	9.8	25.7	11/32	24	260 AA A
	2445900	245/40R18	XL (J)	97Y	Jaguar [Xe (R)]	8.5	8 - 9.5	1609	50	9.8	25.7	11/32	23	260 AA A
	2714100	245/40R18	XL r-f (MOE)	97Y	Mercedes [C Class (R)]	8.5	8 - 9.5	1609	50	9.8	25.7	11/32	30	260 AA A
	1872600	255/40R18	r-f (*) (e)	95W	BMW [X1 (R)]	9	8.5 - 10	1521	51	10.2	26.0	11/32	29	260 AA A
	1873100	255/40R18	r-f (*) (e)	95V	BMW [X1 (R)]	9	8.5 - 10	1521	51	10.2	26.0	11/32	29	260 AA A
	1990600	255/40R18	r-f (*) (e)	95Y	BMW [3 Series (R)/ 4 Series (R)/ 4 Series Gran Coupe (R)]	9	8.5 - 10	1521	51	10.2	26.0	11/32	28	260 AA A
	2640100	255/40R18	r-f (AR)	95W	Alfa Romeo [Giulia (R)]	9	8.5 - 10	1521	51	10.2	26.0	11/32	29	260 AA A
	2074700	275/40R18	r-f (*)	99Y	BMW [5 Series (R)/ 6 Series Gran Coupe (R)]	9.5	9 - 11	1709	51	10.9	26.7	10/32	30	260 AA A
	2479000	275/40R18	r-f (*) (MOE)	99Y	BMW [5 Series (R)/ 8 Series Coupe (R)/ 8 Series Cabrio (R)/ 8 Series Gran Coupé (R)] Mercedes [CLS (R)/ E Class (R)/ E Class Coupe (R)]	9.5	9 - 11	1709	51	10.9	26.7	10/32	31	260 AA A
	2713500	275/40R18	XL (MO)	103Y	Mercedes [CLS (R)/ E Class (R)/ E Class Coupe (R)]	9.5	9 - 11	1929	50	10.9	26.7	10/32	26	260 AA A
	3120700	275/40R18	XL (*)	103Y	BMW [8 Series Coupe (R)/ 8 Series Cabrio (R)/ 8 Series Gran Coupé (R)]	9.5	9 - 11	1929	50	10.9	26.7	10/32	24	260 AA A
	1836900	225/45R18	r-f (*)	91W	BMW [X1 (F)(AA)]	7.5	7 - 8.5	1356	51	8.9	25.9	11/32	26	260 AA A
	1873000	225/45R18	r-f (*)	91W	BMW [X1 (F)(AA)] Mini [Countryman (AA)/ Paceman (AA)]	7.5	7 - 8.5	1356	51	8.9	25.9	11/32	26	260 AA A
	2041000	225/45R18	r-f (*)	91Y	BMW [3 Series (F)/ 4 Series (F)/ 4 Series Gran Coupe (F)]	7.5	7 - 8.5	1356	51	8.9	25.9	11/32	26	260 AA A
	2374400	225/45R18	XL r-f (MOE)	95Y	Mercedes [C Class Coupe (F)]	7.5	7 - 8.5	1521	50	8.9	25.9	11/32	27	260 AA A
	2392800	225/45R18	XL	95W		7.5	7 - 8.5	1521	50	8.9	25.9	11/32	21	260 AA A
	2406100	225/45R18	XL (J)	95Y	Jaguar [Xe (F)(AA)]	7.5	7 - 8.5	1521	50	8.9	25.9	10/32	22	260 AA A
	2544100	225/45R18	XL r-f (*)	95Y	BMW [3 Series (AA)]	7.5	7 - 8.5	1521	50	8.9	25.9	11/32	26	260 AA A
	2640200	225/45R18	r-f (AR)	91W	Alfa Romeo [Giulia (F)]	7.5	7 - 8.5	1356	51	8.9	25.9	11/32	25	260 AA A
	2732900	225/45R18	XL r-f (MOE)	95Y	Mercedes [C Class (F)]	7.5	7 - 8.5	1521	50	8.9	25.9	11/32	27	260 AA A
	2074800	245/45R18	r-f (*)	96Y	BMW [5 Series (F)/ 6 Series Gran Coupe (F)]	8	7.5 - 9	1565	51	9.6	26.7	10/32	29	260 AA A
	2479100	245/45R18	XL r-f (*) (MOE)	100Y	BMW [5 Series (F)/ 8 Series Coupe (F)/ 8 Series Cabrio (F)/ 8 Series Gran Coupé (F)] Mercedes [CLS (F)/ E Class (F)/ E Class Coupe (F)]	8	7.5 - 9	1764	50	9.6	26.7	10/32	28	260 AA A
	2479200	245/45R18	XL (*) (MO)	100Y	BMW [5 Series (AA)] Mercedes [CLS (F)(AA)/ E Class (F)(AA)/ E Class Coupe (F)(AA)]	8	7.5 - 9	1764	50	9.6	26.7	10/32	24	260 AA A
	3120600	245/45R18	XL (*)	100Y	BMW [8 Series Coupe (F)/ 8 Series Cabrio (F)/ 8 Series Gran Coupé (F)]	8	7.5 - 9	1764	50	9.6	26.7	10/32	22	260 AA A
	2245500	255/45R18	r-f (*)	99W	BMW [3 Series GT (R)]	8.5	8 - 9.5	1709	51	10.0	27.0	10/32	29	260 AA A
	2127300	275/45R18	r-f (MOE)	103W	Mercedes [S Class (R)]	9	8.5 - 10.5	1929	51	10.7	27.8	11/32	35	260 AA A
	2245600	225/50R18	r-f (*)	95W	BMW [3 Series GT (F)]	7	6 - 8	1521	51	9.2	26.9	10/32	28	260 AA A
	2467100	225/50R18	r-f (*) (K1)	95W	BMW [X1 (AA)/ X2 (AA)] Mini [Countryman (AA)]	7	6 - 8	1521	51	9.2	26.9	10/32	27	260 AA A
	2127200	245/50R18	r-f (MOE)	100W	Mercedes [S Class (F)]	7.5	7 - 8.5	1764	51	10.0	27.7	11/32	33	260 AA A
	2136900	245/50R18	r-f (*)	100W	BMW [X3 (AA)/ X4 (AA)]	7.5	7 - 8.5	1764	51	10.0	27.7	11/32	34	260 AA A
	2332000	245/50R18	r-f (*)	100Y	BMW [6 Series GT (AA)/ 7 Series (AA)]	7.5	7 - 8.5	1764	51	10.0	27.7	11/32	33	260 AA A
	2467700	245/50R18	(*)	100Y	BMW [6 Series GT (AA)/ 7 Series (AA)]	7.5	7 - 8.5	1764	51	10.0	27.7	11/32	25	260 AA A
	2701100	225/60R18	XL r-f (*)	104W	BMW [X3 (AA)/ X4 (AA)]	6.5	6 - 8	1984	50	9.0	28.6	9/32	33	260 AA A
19"	2478800	275/35R												

PERFORMANCE IN ALL FOUR SEASONS

The **CINTURATO P7™ ALL SEASON** is developed to meet the strict specifications of the top Original Equipment manufacturers, with a strong emphasis on all season performance and handling for superior grip in both wet and dry driving conditions, and excellent stability in potential hydroplaning situations. CINTURATO P7™ ALL SEASON employs the newest technologies engineered to reduce environmental impact in terms of noise and fuel consumption.

Cinturato P7™ ALL SEASON

PERFORMANCE[^]



AVAILABLE TECHNOLOGIES



HOMOLOGATIONS

ALFA ROMEO	LINCOLN
AUDI	MERCEDES
BMW	MINI
CADILLAC	PORSCHE
FIAT	VOLKSWAGEN
JAGUAR	VOLVO

CAR — ALL SEASON — TOURING



1 STEERING RESPONSE

Robust tread elements and optimized tread compound stiffness promote excellent steering response in all weather conditions.

2 ALL SEASON PERFORMANCE

Excellent water expulsion capabilities through an innovative tread pattern featuring four wide longitudinal grooves.

3 COMFORT

Pitch sequencing and phasing provided by an optimized tread design are designed to provide lower internal noise.

Rim	IP Code	Size	Notes	LI/SR(e)	Homologations & Recommendations	Measuring Rim	Approved Rims	Max Load	Max PSI	SW	OD	Tread Depth	Ship LBS	UTQG
CINTURATO P7™ ALL SEASON														
16"	2150100	195/45R16	XL	84V	Fiat 500 (AA)	6.5	6 - 7.5	1102	50	7.7	22.9	10/32	18	500 A A
	2217200	195/55R16	r-f (*)	87V	Mini Mini (AA)	6	5.5 - 7	1201	51	7.9	24.4	10/32	21	500 A A
17"	2041200	205/55R16	r-f (*)	91V	Mini Clubman (AA)	6.5	5.5 - 7.5	1356	51	8.4	24.9	10/32	24	500 A A
	2246100	205/45R17	XL r-f (*)	88V	Mini Mini (AA)	7	6.5 - 7.5	1235	50	8.1	24.3	9/32	20	500 A A
17"	2031700	225/45R17	r-f (MOE)	91H	Mercedes B Class (AA)/Cla (AA)	7.5	7 - 8.5	1356	44	8.9	25.0	11/32	24	500 A A
	2419600	225/45R17		91H	Volkswagen Golf (AA)	7.5	7 - 8.5	1356	44	8.9	25.0	11/32	23	500 A A
17"	2462400	225/45R17	r-f (*)	91V	Mini Clubman (AA)	7.5	7 - 8.5	1356	51	8.9	25.0	11/32	23	500 A A
	2864600	225/45R17	(A01)	91H	Audi A3 (AA)	7.5	7 - 8.5	1356	44	8.9	25.0	11/32	20	500 A A
17"	2220500	245/45R17	(A0)	95H	Audi A4 (AA)/A8 (AA)	8	7.5 - 9	1521	44	9.6	25.7	10/32	26	500 A A
	2041300	205/50R17	r-f (*)	89V	BMW 1 Series (AA)/2 Series (AA)	6.5	5.5 - 7.5	1279	51	8.4	25.1	11/32	23	500 A A
17"	2041100	225/50R17	r-f (*)	94V	BMW 3 Series (AA)/4 Series (AA)	7	6 - 8	1477	51	9.2	25.9	11/32	28	500 A A
	2363400	225/50R17	XL (J)	98H	Jaguar XE (AA)	7	6 - 8	1653	50	9.2	25.9	11/32	24	500 A A
17"	2374300	225/50R17	r-f (MOE)	94H	Mercedes C Class (AA)/C Class Coupe (AA)	7	6 - 8	1477	44	9.2	25.9	11/32	26	500 A A
	2640300	225/50R17	r-f (AR)	94V		7	6 - 8	1477	51	9.2	25.9	11/32	28	500 A A
17"	1999200	205/55R17	r-f (*)	91H	Mini Countryman (AA)/Paceman (AA)	6.5	5.5 - 7.5	1356	44	8.4	25.9	11/32	26	500 A A
	2720100	205/55R17	r-f (MOE)	91H		6.5	5.5 - 7.5	1356	44	8.4	25.9	11/32	24	500 A A
17"	2080500	225/55R17	XL (A0)	101V	Audi A6 (AA)	7	6 - 8	1819	50	9.2	26.8	10/32	24	500 A A
	2145100	225/55R17	r-f (*)	97H	BMW 3 Series GT (AA)	7	6 - 8	1609	44	9.2	26.8	10/32	29	500 A A
17"	2461600	225/55R17	(*)	97H	BMW X1 (AA)/X2 (AA)	7	6 - 8	1609	44	9.2	26.8	10/32	24	500 A A
	2478100	225/55R17	r-f (*) (MOE)	97H	Mercedes CLS (AA)/E Class (AA)/E Class Coupe (AA)	7	6 - 8	1609	44	9.2	26.8	10/32	29	500 A A
17"	1999000	245/55R17	r-f (*) (e)	102H	BMW X3 (AA)/X4 (AA)	7.5	7 - 8.5	1874	44	10.0	27.6	10/32	35	500 A A
	2050500	225/60R17	r-f (*)	99H	BMW X3 (AA)/X4 (AA)	6.5	6 - 8	1709	44	9.0	27.6	10/32	34	500 A A
18"	2325300	225/40R18	XL r-f (*)	92V	BMW 2 Series (AA)	8	7.5 - 9	1389	50	9.1	25.1	10/32	22	500 A A
	2345400	225/40R18	XL	92H	Volkswagen Golf (AA)/Jetta (AA)	8	7.5 - 9	1389	50	9.1	25.1	10/32	22	500 A A
18"	2398700	225/40R18	XL (A0)	92H	Audi A3 (AA)	8	7.5 - 9	1389	50	9.1	25.1	10/32	21	500 A A
	2498200	225/40R18	XL r-f (MOE)	92H	Mercedes B Class (AA)/Cla (AA)	8	7.5 - 9	1389	50	9.1	25.1	10/32	24	500 A A
18"	2038100	245/40R18	XL	97V	Volvo S80 (AA)/V70 (AA)	8.5	8 - 9.5	1609	50	9.8	25.7	11/32	24	500 A A
	2220400	245/40R18	(A0)	93H	Audi A4 (AA)	8.5	8 - 9.5	1433	44	9.8	25.7	11/32	25	500 A A
18"	2374100	245/40R18	XL r-f (MOE)	97H	Mercedes C Class (R)/C Class Coupe (R)	8.5	8 - 9.5	1609	50	9.8	25.7	11/32	29	500 A A
	2417600	245/40R18	XL (A0)	97H	Audi A4 (AA)/A5 (AA)	8.5	8 - 9.5	1609	50	9.8	25.7	11/32	25	500 A A
18"	3120500	275/40R18	XL r-f (*)	103H	BMW 8 Series Coupe (R)	9.5	9 - 11	1929	50	10.9	26.7	10/32	31	500 A A
	2048900	225/45R18	r-f (*)	91V	BMW 3 Series (AA)/4 Series (AA)	7.5	7 - 8.5	1356	51	8.9	25.9	11/32	26	500 A A
18"	2363300	225/45R18	XL (J)	95H	Mini Countryman (AA)/Paceman (AA)	7.5	7 - 8.5	1521	50	8.9	25.9	11/32	23	500 A A
	2374200	225/45R18	XL r-f (MOE)	95H	Jaguar XE (AA)	7.5	7 - 8.5	1521	50	8.9	25.9	11/32	27	500 A A
18"	2639800	225/45R18	r-f (AR)	91V	Mercedes C Class (F)/C Class Coupe (F)	7.5	7 - 8.5	1521	50	8.9	25.9	11/32	26	500 A A
	2745400	225/45R18	XL r-f (*)	95H	Alfa Romeo Giulia (AA)	7.5	7 - 8.5	1356	51	8.9	25.9	11/32	26	500 A A
18"	2814000	225/45R18	XL (*)	95H	BMW 3-Series / 4-Series Gran Coupe (AA)	7.5	7 - 8.5	1521	50	8.9	25.9	11/32	25	500 A A
	2324500	235/45R18	XL	98V	BMW 3-Series / 4-Series Gran Coupe (AA)	7.5	7 - 8.5	1521	50	8.9	25.9	11/32	21	500 A A
18"	2131000	245/45R18	XL (A0)	100H	Volvo S60 (AA)/V60 (AA)	8	7.5 - 9	1653	50	9.3	26.3	11/32	24	500 A A
	2477900	245/45R18	XL r-f (*) (MOE)	100H	Audi A4 Allroad (AA)/A6 (AA)	8	7.5 - 9	1764	50	9.6	26.7	11/32	25	500 A A
18"	2693300	245/45R18	XL (VOL)	100V	BMW 5 Series (AA)/8 Series Coupe (F) Mercedes CLS (AA)/E Class (AA)/E Class Coupe (AA)	8	7.5 - 9	1764	50	9.6	26.7	11/32	29	500 A A
	2145200	225/50R18	XL r-f (*)	99V	Volvo S90 (AA)/V90 (AA)	8	7.5 - 9	1764	50	9.6	26.7	11/32	25	500 A A
18"	2461000	225/50R18	r-f (*)	95V	BMW 3 Series GT (AA)	7	6 - 8	1709	50	9.2	26.9	10/32	29	500 A A
	2461500	225/50R18	(*)	95V	BMW X1 (AA)/X2 (AA) Mini Countryman (AA)	7	6 - 8	1521	51	9.2	26.9	10/32	27	500 A A
18"	2137100	245/50R18	r-f (*)	100V	BMW X1 (AA) Mini Countryman (AA)	7	6 - 8	1521	51	9.2	26.9	10/32	23	500 A A
	2469100	245/50R18	r-f (*) (KA)	100V	BMW X3 (AA)/X4 (AA)	7.5	7 - 8.5	1764	51	10.0	27.7	11/32	34	500 A A
19"	2617600	225/60R18	XL r-f (*)	104H	BMW 6 Series GT (AA)/7 Series (AA)	7.5	7 - 8.5	1764	51	10.0	27.7	11/32	32	500 A A
	2146800	255/35R19	XL r-f (e)	96V	BMW X3 (AA)/X4 (AA)	6.5	6 - 8	1984	50	9.0	28.6	9/32	34	500 A A
19"	2485000	255/35R19	XL (J)	96H	Cadillac CTS (AA)	9	8.5 - 10	1565	50	10.2	26.0	11/32	28	500 A A
	3584100	255/35R19	XL ncs (J)	96H	Jaguar XE (R)	9	8.5 - 10	1565	50	10.2	26.0	11/32	26	500 A A
19"	3120400	275/35R19	XL r-f (*)	100H	Jaguar XE (R)	9	8.5 - 10	1565	50	10.2	26.0	11/32	27	500 A A
	2418000	225/40R19	XL r-f (*)	93V	BMW 8-Series / 8-Series Coupe / 8-Series Gran Coupe (R)	9.5	9 - 11	1764	50	10.9	26.6	10/32	29	500 A A
19"	2814200	225/40R19	XL r-f (*)	93H	BMW 4 Series (AA)	8	7.5 - 9	1433	50	9.1	26.1	9/32	25	500 A A
	2859600	225/40R19	XL r-f (AR)	93V	BMW 3-Series / 4-Series Gran Coupe (AA)	8	7.5 - 9	1433	50	9.1	26.1	9/32	23	500 A A
19"	3584200	225/40R19	XL ncs (J)	93H	Alfa Romeo Giulia (AA)	8	7.5 - 9	1433	50	9.1	26.1	9/32	25	500 A A
	2324400	235/40R19	XL	96V	Jaguar XE (F)	8	7.5 - 9	1433	50	9.1	26.1	9/32	24	500 A A
19"	2477800	245/40R19	XL r-f (*) (MOE)	98H	Volvo S60 (AA)/V60 (AA)	8.5	8 - 9.5	1565	50	9.5	26.4	11/32	24	500 A A
	2141400	255/40R19	XL (A0)	100H	BMW 5 Series (AA); Mercedes CLS (AA)/E Class (AA)/E Class Coupe (AA); BMW [8-Series / 8-Series Coupe / 8-Series Gran Coupe (F)]	8.5	8 - 9.5	1653	50	9.8	26.7	10/32	28	500 A A
19"	2181300	275/40R19	r-f (MOE)	101H	Audi A7 (AA)	9	8.5 - 10	1764	50	10.2	27.0	11/32	28	500 A A
	2157200	285/40R19	(NO)	103V	Mercedes S Class (R)	9.5	9 - 11	1819	44	10.9	27.7	10/32	34	500 A A
19"	2369400	225/45R19	XL r-f (*)	96V	Porsche Panamera (R)	10	9.5 - 11	1929	51	11.4	28.0	9/32	29	500 A A
	2745300	225/45R19	XL r-f (*)	96H	BMW 3 Series GT (AA)	7.5	7 - 8.5	1565	50	8.9	27.0	9/32	27	500 A A
19"	2181700	245/45R19	XL r-f (MOE)	102H	BMW X2 (AA)	7.5	7 - 8.5	1565	50	8.9	27.0	9/32	26	500 A A
	2467400	245/45R19	XL r-f (*)	102V	Mercedes S Class (F)	8	7.5 - 9	1874	50	9.6	27.7	11/32	33	500 A A
19"	2764200	245/45R19	XL ncs (A0)	102H	BMW 6 Series GT (AA)/7 Series (AA)	8	7.5 - 9	1874	50	9.6	27.7	11/32	30	500 A A
	2157100	255/45R19	(NO)	100V	Audi [A6 (AA) / A7 (AA)]	8	7.5 - 9	1874	50	9.6	27.7	11/32	27	500 A A
19"	2636600	255/45R19	XL ncs (A0)	104H	Porsche Panamera (F)	8.5	8 - 9.5	1764	51	10.0	28.1	10/32	27	500 A A
	3122500	255/45R19		100V	Audi A8 (AA)	8.5	8 - 9.5	1984	50	10.0	28.1	10/32	29	500 A A
19"	2617700	245/50R19	XL r-f (*)	105H	Lincoln Mkcs (AA)	8.5	8 - 9.5	1764	51	10.0	28.1	10/32	27	500 A A
	2617800	245/50R19	XL (*)	105H	BMW X3 (AA)/X4 (AA)	7.5	7 - 8.5	2039	50	10.0	28.7	9/32	35	500 A A
20"	3103200	255/35R20	XL ncs (VOL)	97V	BMW X3 (AA)/X4 (AA)	7.5	7 - 8.5	2039	50	10.0	28.7	9/32	30	500 A A
	3567000	255/35R20	XL ncs (J)	97H	Volvo S90 (AA)/V90 (AA)	9	8.5 - 10	1609	50	10.2	27.0	11/32	26	500 A A
20"	2128500	295/35R20	XL (NO)	105V	Jaguar XF (AA)	9	8.5 - 10	1609	50	10.2	27.0	11/32	26	500 A A
	2500400	315/35R20	XL s-i (NO)	110V	Porsche Panamera (R)	10.5	10 - 11.5	2039	50	11.9	28.1	10/32	33	500 A A
20"	2500600	315/35R20	XL (NO)	110V	Porsche Panamera (R)	11	10.5 - 12.5	2337	50	12.6	28.7	11/32	39	500 A A
	2128400	255/40R20	XL (NO)	101V	Porsche Panamera (R)	11</								

ONE TIRE. FOUR SEASONS. NO COMPROMISES

The **CINTURATO P7™ ALL SEASON PLUS** is an all season touring tire developed for exceptional performance by both luxury and standard touring models. This tire was engineered for a wide range of weather conditions, even light snow, while maintaining an environmentally friendly approach. Drivers who appreciate quality engineering will enjoy the CINTURATO P7™ ALL SEASON PLUS tires eco-friendly tread compound and technologically advanced polymers designed to enhance grip on both wet and dry roads.

NEW

The **CINTURATO P7™ ALL SEASON PLUS II** is Pirelli's enhanced Touring All-Season tire developed for the drivers of premium and touring sedans and coupes. Part of Pirelli's Plus line of products, the CINTURATO P7™ ALL SEASON PLUS II is designed to better meet the needs of drivers in the North American market with a new tread compound and an optimized footprint with further enhanced wet braking and handling, while maintaining the mileage, comfort, noise and winter performance of the previous generation.

CAR — ALL SEASON — TOURING

Cinturato P7™
ALL SEASON PLUS

NEW &
Cinturato P7™
ALL SEASON PLUS II

PERFORMANCE[^]



WARRANTY PROTECTIONS

70K Miles | **Pirelli Confidence Plus Plan**

70,000
Mile Limited
Treadwear
Warranty*

Cinturato P7™
ALL SEASON PLUS

HIGH MILEAGE ①
Optimized profile and innovative materials are engineered for lower rolling resistance and weight which promote reduced fuel consumption and CO2 emissions in addition to improved mileage.**

ALL SEASON PERFORMANCE ②
Excellent water expulsion capabilities through an innovative tread pattern featuring four wide longitudinal grooves.

COMFORT ③
Pitch sequencing and phasing provided by an optimized tread design are designed to provide lower internal noise.

Cinturato P7™
ALL SEASON PLUS II

PLUS II ADDITIONAL FEATURES:

- **WET PERFORMANCE**
The introduction of a silica functionalized polymer with higher silica content aims to improve wet performance and fuel consumption.
- **HANDLING PERFORMANCE**
Developed utilizing the latest technological innovations to deliver exceptional performance and handling in a wide range of weather conditions including wet, dry and light snow.

* For detailed information please visit www.us.pirelli.com.
** As compared to the product's previous generation
[^]The Performance indicators are for illustrative purposes only.


Rim	IP Code P7AS+	IP Code P7AS+ II	Size	Notes	LI/SR(e)	Homologations & Recommendations	Measuring Rim	Approved Rims	Max Load	Max PSI	SW	OD	Tread Depth	Ship LBS	UTQG	
CINTURATO P7™ ALL SEASON PLUS & CINTURATO P7™ ALL SEASON PLUS II																
16"	2339700	3593900	195/55R16		87V		6	5.5 - 7	1201	51	7.91	24.4	11/32	18	700 A A	
	2340100	3594000	205/50R16		87H		6.5	5.5 - 7.5	1201	44	8.43	24.1	11/32	19	700 A A	
	2855400	3593700	205/55R16		91V		6.5	5.5 - 7.5	1356	51	8.43	24.9	11/32	21	700 A A	
	3066900	3593800	205/55R16		91H		6.5	5.5 - 7.5	1356	44	8.43	24.9	11/32	21	700 A A	
	3067200	3593300	205/60R16		92H		6	5.5 - 7.5	1389	44	8.23	25.7	11/32	21	700 A A	
	3067500	3593400	205/60R16		92V		6	5.5 - 7.5	1389	51	8.23	25.7	11/32	21	700 A A	
	2362300	3591500	215/55R16	XL	97H		7	6 - 7.5	1609	50	8.90	25.3	11/32	23	700 A A	
	2362600	3592100	215/60R16		95V		6.5	6 - 7.5	1521	51	8.70	26.1	11/32	23	700 A A	
	2362700	3592200	215/60R16		95H		6.5	6 - 7.5	1521	44	8.70	26.1	11/32	23	700 A A	
	2254900	3591900	225/55R16		95H		7	6 - 8	1521	44	9.17	25.7	11/32	25	700 A A	
	2253500	3590600	225/60R16		98H		6.5	6 - 8	1653	44	8.98	26.6	11/32	25	700 A A	
	17"	2361900	3593100	205/50R17	XL	93H		6.5	5.5 - 7.5	1433	50	8.43	25.1	11/32	22	700 A A
		2362500	3593200	205/50R17	XL	93V		6.5	5.5 - 7.5	1433	50	8.43	25.1	11/32	22	700 A A
		2339100	3593500	215/45R17	XL	91V		7	7 - 8	1356	50	8.39	24.6	11/32	18	700 A A
		2362200	3593600	215/50R17		91V		7	6 - 7.5	1356	51	8.90	25.5	11/32	22	700 A A
		2338100	3592600	215/55R17		94H		7	6 - 7.5	1477	44	8.90	26.3	11/32	23	700 A A
2362100		3593000	215/55R17		94V		7	6 - 7.5	1477	51	8.90	26.3	11/32	23	700 A A	
2288300		3592400	225/45R17	XL	94H		7.5	7 - 8.5	1477	50	8.86	25.0	11/32	20	700 A A	
2309600		3592500	225/45R17	XL	94V		7.5	7 - 8.5	1477	50	8.86	25.0	11/32	20	700 A A	
2362000		3592900	225/50R17		94V		7	6 - 8	1477	51	9.17	25.9	11/32	23	700 A A	
2253600		3591000	225/55R17		97H		7	6 - 8	1609	44	9.17	26.8	11/32	25	700 A A	
2253700		3591100	225/55R17		97V		7	6 - 8	1609	51	9.17	26.8	11/32	25	700 A A	
2340200		3590100	225/60R17		99H		6.5	6 - 8	1709	44	8.98	27.6	11/32	12	700 A A	
2362800		3590400	225/60R17		99V		6.5	6 - 8	1709	51	8.98	27.6	11/32	29	700 A A	
3519800		3737500	225/65R17		102H		6.5	6 - 8	1874	44	8.98	28.5	11/32	32	700 A A	
2338200		3591200	235/45R17	XL	97H		8	7.5 - 9	1609	50	9.29	25.4	11/32	24	700 A A	
2338300		3591300	235/45R17	XL	97V		8	7.5 - 9	1609	50	9.29	25.4	11/32	24	700 A A	
2340300	3591700	235/50R17		96V		7.5	6.5 - 8.5	1565	51	9.65	26.3	11/32	25	700 A A		
2362400	3590300	235/55R17		99H		7.5	6.5 - 8.5	1709	44	9.65	27.2	11/32	20	700 A A		
2403800	3590500	245/45R17	XL	99H		8	7.5 - 9	1709	50	9.57	25.7	11/32	25	700 A A		
2340400	3590200	245/50R17		99V		7.5	7 - 8.5	1709	51	9.96	26.7	11/32	27	700 A A		
18"	2755100	3591800	215/50R18	XL	96V		7	6 - 7.5	1565	50	8.90	26.5	11/32	22	700 A A	
	3117200	3592300	215/55R18		95H		7	6 - 7.5	1521	44	8.90	27.3	11/32	24	700 A A	
	2339000	3592000	225/45R18	XL	95V		7.5	7 - 8.5	1521	50	8.86	25.9	11/32	25	700 A A	
	2338900	3590700	225/55R18		98H		7	6 - 8	1653	44	9.17	27.8	11/32	12	700 A A	
	2340000	3594400	225/60R18		100H		6.5	6 - 8	1764	44	8.98	28.6	11/32	30	700 A A	
	2338600	3592700	235/45R18		94H		8	7.5 - 9	1477	44	9.29	26.3	11/32	24	700 A A	
	2339200	3592800	235/45R18		94V		8	7.5 - 9	1477	51	9.29	26.3	11/32	25	700 A A	
	2339300	3591400	235/50R18		97V		7.5	6.5 - 8.5	1609	51	9.65	27.3	11/32	27	700 A A	
	2337600	3594500	245/45R18	XL	100V		8	7.5 - 9	1764	50	9.57	26.7	11/32	26	700 A A	
	2337700	3594100	245/50R18		100V		7.5	7 - 8.5	1764	51	9.96	27.7	11/32	29	700 A A	
	19"	2337900	3589800	225/55R19		99H		7	6 - 8	1709	44	9.17	28.8	11/32	29	700 A A
		2338500	3591600	235/40R19	XL	96V		8.5	8 - 9.5	1565	50	9.49	26.4	11/32	27	700 A A
		3739800	235/45R19		95H		8	7.5 - 9	1521	44	9.29	27.4	11/32	26	700 A A	
2339400		3590800	245/40R19	XL	98V		8.5	8 - 9.5	1653	50	9.76	26.7	11/32	18	700 A A	
2339500		3590900	245/45R19		98V		8	7.5 - 9	1653	51	9.57	27.7	11/32	29	700 A A	
2337800		3594200	255/40R19	XL	100V		9	8.5 - 10	1764	50	10.24	27.0	11/32	25	700 A A	
20"	2339800	3594300	255/45R19		100V		8.5	8 - 9.5	1764	51	10.04	28.1	11/32	29	700 A A	
	2339900	3590000	245/40R20	XL	99V		8.5	8 - 9.5	1709	50	9.76	27.7	11/32	24	700 A A	
	2338400	3589900	245/45R20		99V		8	7.5 - 9	1709	51	9.57	28.7	11/32	29	700 A A	

ENGINEERED TO LAST LONGER WITH FUEL SAVING PERFORMANCE

P4™ FOUR SEASONS PLUS is an all season tire dedicated to coupes, sedans and minivans. Created utilizing innovative materials and processes, its compound contains over 18 different components calibrated to achieve an optimal balance between high mileage and all season performance.

P4™
FOUR SEASONS Plus

PERFORMANCE^



WARRANTY PROTECTIONS



90K Miles



**Pirelli
Confidence
Plus Plan**



CAR — ALL SEASON — TOURING



1 EXCELLENT ALL SEASON TRACTION

Variable angle grooves aim to provide a mechanical grip for improved steering response, especially in wet weather and light snow conditions.

2 EXTENDED TREAD LIFE
Reinforced shoulders enhance stability to promote high mileage, even treadwear and fuel savings.

4 DURABILITY

The continuous central rib improves both tire durability and overall handling.

3 CONTROL

The central longitudinal grooves are designed to maximize water expulsion for outstanding control.

Rim	IP Code	Size	Notes	LI/SR(e)	Homologations & Recommendations	Measuring Rim	Approved Rims	Max Load	Max PSI	SW	OD	Tread Depth	Ship LBS	UTQG	
P4™ FOUR SEASONS PLUS															
15"	3088500	195/60R15		88H		6	5.5 - 7	1235	44	7.9	24.2	12/32	19	620 A A	
	3088600	195/65R15		91H		6	5.5 - 7	1356	44	7.9	25.0	12/32	20	620 A A	
	2509000	P185/60R15		84T		5.5	5 - 6.5	1102	44	7.4	23.7	10/32	18	760 B B	
	2509100	P185/65R15		88T		5.5	5 - 6.5	1235	44	7.4	24.4	12/32	18	760 B B	
	2509300	P195/60R15		88T		6	5.5 - 7	1235	44	7.9	24.2	12/32	19	760 B B	
	2509500	P195/65R15		91T		6	5.5 - 7	1356	44	7.9	25.0	12/32	20	760 B B	
	2509700	P205/65R15		94H		6	5.5 - 7.5	1477	44	8.2	25.5	12/32	22	620 A A	
16"	3066800	205/55R16		91H		6.5	5.5 - 7.5	1356	44	8.4	24.9	12/32	21	620 A A	
	3067100	205/60R16		92H		6	5.5 - 7.5	1389	44	8.2	25.7	12/32	21	620 A A	
	2622000	215/55R16		97H		7	6 - 7.5	1609	50	8.9	25.3	12/32	23	620 A A	
	2621500	215/60R16		95V		6.5	6 - 7.5	1521	51	8.7	26.1	12/32	22	620 A A	
	2621400	225/65R16		100T		6.5	6 - 8	1764	44	9.0	27.5	12/32	24	620 A A	
	2621200	235/65R16		103T		7	6.5 - 8.5	1929	44	9.4	28.0	12/32	30	760 A B	
	3068400	P205/55R16		91T		6.5	5.5 - 7.5	1356	44	8.4	24.9	12/32	21	760 B B	
	2510500	P205/65R16		94T		6	5.5 - 7.5	1477	44	8.2	26.5	12/32	23	760 B B	
	2535300	P215/60R16		95H		6.5	6 - 7.5	1521	44	8.7	26.1	12/32	22	620 A A	
	2510600	P215/60R16		95T		6.5	6 - 7.5	1521	44	8.7	26.1	12/32	23	760 B B	
	2510700	P215/65R16		98T		6.5	6 - 7.5	1653	44	8.7	27.0	12/32	25	760 B B	
	2510800	P225/60R16		98T		6.5	6 - 8	1653	44	9.0	26.6	12/32	25	760 B B	
	17"	2622100	215/50R17		95V		7	6 - 7.5	1521	50	8.9	25.5	12/32	24	620 A A
		2621900	215/55R17		94V		7	6 - 7.5	1477	51	8.9	26.3	12/32	23	620 A A
		2909800	215/60R17		96T		6.5	6 - 7.5	1565	44	8.7	27.2	12/32	26	760 B B
		2621600	225/50R17		94V		7	6 - 8	1477	51	9.2	25.9	12/32	24	620 A A
2909900		225/55R17		97T		7	6 - 8	1609	44	9.2	26.8	12/32	26	760 B B	
	2511300	P225/60R17		99T		6.5	6 - 8	1709	44	9.0	27.6	12/32	26	760 B B	

P600														
15"	1044400	235/60R15		98W	Jaguar [XJs (AA)]	7	6.5 - 8.5	1653	51	9.45	26.10	10/32	25	180 A A

P6000														
15"	2201500	215/60R15	(N2)	94W	Porsche 914 / 924 / 928 / 944 / 911 / 912 (R)	6.5	6 - 7.5	1477	51	8.70	25.16	10/32	21	180 A A
	2201400	195/65R15	(N2)	91W	Porsche 914 / 924 / 928 / 944 / 911 / 912 (F)	6	5.5 - 7	1356	51	7.91	25.00	10/32	19	180 A A
	2134800	185/70R15	(N2)	89W	Porsche 914 / 924 / 928 / 944 / 911 / 912 (F)	5.5	#N/A	1279	51	7.44	25.24	10/32	17	180 A A

P600 POWERGY														
17"	1368200	235/50ZR17		96Y	JAGUAR S-TYPE (AA)	7.5	6.5 - 8.5	1565	51	9.6	26.3	10/32	25	180 A A
18"	1330600	235/50ZR18		97W	JAGUAR XJ (AA)	7.5	6.5 - 8.5	1609	51	9.6	27.3	10/32	25	180 A A

SCORPION™

The SCORPION™ family provides top quality product options for the modern light truck and SUV/CUV driver. Pirelli's constant commitment to functional innovation takes into account the varied needs of these drivers and has tailored the range to enhance performance and durability consistent with their high expectations. Drivers of both the most modern SUVs and also the most aggressive and demanding 4x4's can find excellent fitment options within the same product family. Taking advantage of the latest materials, structures and tread pattern innovations, Scorpion delivers Pirelli premium performance for both on-road and off-road applications.



**SCORPION™ ZERO
ALL SEASON**

OE High Performance



**SCORPION™ ZERO
ALL SEASON PLUS**

Replacement High
Performance



SCORPION™ VERDE

Summer OE
Performance



**SCORPION™ VERDE
ALL SEASON**

OE Touring
Performance



**SCORPION™ VERDE
ALL SEASON PLUS II**

SUV/CUV Replacement
Touring Performance



**SCORPION™
ALL TERRAIN PLUS**

All Terrain
Performance



Rim	IP Code	Size	Notes	LI/SR(e)	Homologations & Recommendations	Measuring Rim	Approved Rims	Max Load	Max PSI	SW	OD	Tread Depth	Ship LBS	UTQG
SCORPION ZERO™ ALL SEASON														
18	2720000	235/55R18	r-f (MOE)	100H		7.5	6.5 - 8.5	1764	44	9.6	28.1	-1/32	32	500 A A
	2682500	235/60R18	(VOL)	103V	Volvo XC60 (AA)	7	6.5 - 8.5	1929	51	9.4	29.1	10/32	29	500 A A
	3580300	245/60R18		105H	Kia [Telluride (AA)]	7	7 - 8.5	2039	44	9.8	29.6	9/32	30	500 A A
	2809400	265/60R18		110V	Ford [Explorer (AA)]	8	7.5 - 9.5	2337	51	10.7	30.5	9/32	36	500 A A
19"	2711500	255/50R19	XL (MO)	107H	Mercedes-Benz GLE (AA)	8	7 - 9	2149	50	10.4	29.1	10/32	34	500 A A
	2811800	265/50R19	XL (*)	110H	BMW X5 / X6 (AA)	8.5	7.5 - 9.5	2337	50	10.9	29.5	9/32	40	500 A A
	2682400	235/55R19	XL ncs (VOL)	105V	Volvo XC60 (AA)	7.5	6.5 - 8.5	2039	50	9.6	29.2	10/32	30	500 A A
	2759900	235/55R19	XL (J)(LR)	105W	Jaguar E-Pace (AA)	7.5	6.5 - 8.5	2039	50	9.6	29.2	10/32	28	500 A A
	3103100	235/55R19	XL (VOL)	105V	Volvo XC60 (AA)	7.5	6.5 - 8.5	2039	50	9.6	29.2	10/32	29	500 A A
	3432900	255/55R19	XL (LR)	111W	Land Rover [Range Rover Velar (AA)]	8	7 - 9	2403	50	10.4	30.0	9/32	34	500 A A
	2858100	275/55R19	(MO)	111V	Mercedes G Wagon (AA)	8.5	7.5 - 9.5	2403	51	11.2	30.9	10/32	37	500 A A
	3746300	255/65R19	XL (LR)	114V		7.5	7 - 9	2601	50	10.2	32.1	9/32	36	500 A A
20"	2739400	245/45R20	XL ncs (VOL)	103V	Volvo V90 CC (AA)	8	7.5 - 9	1929	50	9.6	28.7	10/32	28	500 A A
	2752900	245/45R20	XL (J)(LR)	103W	Jaguar E-Pace (AA)	8	7.5 - 9	1929	50	9.6	28.7	10/32	29	500 A A
	3085600	245/45R20	XL (VOL)	103H	Volvo XC40 (AA)	8	7.5 - 9	1929	50	9.6	28.7	10/32	29	500 A A
	2811700	275/45R20	XL r-f (*)	110H	BMW X5/ X6 (AA)	9	8.5 - 10.5	2337	50	10.7	29.8	9/32	39	500 A A
	3518100	295/45R20	r-f	(110Y)	Jeep [Grand Cherokee (AA)]	10	9.5 - 11	2337	51	11.7	30.5	9/32	43	500 A A
	3642200	235/50R20	XL ncs (J)(LR)	104W	Jaguar E-Pace (AA)	7.5	6.5 - 8.5	1984	50	9.6	29.3	10/32	30	500 A A
	2884900	245/50R20		102V	Kia [Telluride (AA)]	7.5	7 - 8.5	1874	51	10.0	29.7	9/32	30	500 A A
	3432200	255/50R20	XL ncs (LR)	109W	Land Rover [Range Rover Velar (AA)]	8	7 - 9	2271	50	10.4	30.1	9/32	34	500 A A
	2711300	275/50R20	(MO)	109H	Mercedes-Benz GLE (AA)	8.5	7.5 - 9.5	2271	44	11.2	30.9	10/32	38	500 A A
	3149600	275/50R20	XL (MO)	113V	Mercedes G Wagon (AA)	8.5	7.5 - 9.5	2535	50	11.2	30.9	10/32	37	500 A A
	3432600	255/55R20	XL (LR)	110Y	Land Rover Range Rover Sport (AA)	8	7 - 9	2337	50	10.4	31.0	10/32	33	500 A A
	2809500	255/55R20		107H	Ford [Explorer (AA)]	8	7 - 9	2149	44	10.4	31.0	10/32	35	500 A A
	3432700	255/55R20	XL (LR)	110W	Land Rover [Discovery (AA)/ Range Rover (AA)]	8	7 - 9	2337	50	10.4	31.0	10/32	34	500 A A
	3828300	255/55R20	XL ncs (LR)	110W	Land Rover [Discovery (AA)]	8	7 - 9	2337	50	10.4	31.0	10/32	34	500 A A
	3746200	255/60R20	XL (LR)	113V		7.5	7 - 9	2535	50	10.2	32.0	9/32	36	500 A A
21"	2682300	255/40R21	XL ncs (VOL)	102V	Volvo XC60 (AA)	9	8.5 - 10	1874	50	10.2	29.0	10/32	30	500 A A
	2744800	285/40R21	XL (A0)	109H		10	9.5 - 11	2271	50	11.4	30.0	10/32	34	500 A A
	2822000	295/40R21	XL (J)	111Y	Jaguar F-Pace (R)	10.5	10 - 11.5	2403	50	11.9	30.3	10/32	36	500 A A
	2711200	315/40R21	(MO)	111H	Mercedes-Benz GLE (R)	11	10.5 - 12.5	2403	44	12.6	30.9	10/32	37	500 A A
	2857400	315/40R21	XL (L)	(115Y)	Lamborghini Urus (R)	11	10.5 - 12.5	2679	50	12.6	30.9	10/32	36	400 A A
	3535300	245/45R21	XL ncs (J)(LR)	104W	Jaguar E-Pace (AA)	8	7.5 - 9	1984	50	9.6	29.6	10/32	30	500 A A
	2689800	265/45R21	(J)(LR)	104W	Land Rover Range Rover Velar (AA)	9	8.5 - 10	1984	51	10.5	30.4	10/32	34	500 A A
	2821900	265/45R21	XL (J)(LR)	108Y	Jaguar F-Pace (F)	9	8.5 - 10	2205	50	10.5	30.4	10/32	34	500 A A
	2924800	265/45R21		104T	Volkswagen Atlas (AA)	9	8.5 - 10	1984	44	10.5	30.4	10/32	32	500 A A
	2711400	275/45R21	(MO)	107H	Mercedes-Benz GLE (F)	9	8.5 - 10.5	2149	44	10.7	30.7	10/32	32	500 A A
	2809600	275/45R21	XL ncs	110W	Ford [Aviator (AA)/ Explorer (AA)]	9	8.5 - 10.5	2337	50	10.7	30.7	10/32	37	500 A A
	3432400	275/45R21	XL ncs (LR)	110W	Land Rover [Discovery (AA)/ Range Rover (AA)]	9	8.5 - 10.5	2337	50	10.7	30.7	10/32	36	500 A A
	3432500	275/45R21	XL ncs (LR)	110Y	Land Rover [Range Rover Sport (AA)]	9	8.5 - 10.5	2337	50	10.7	30.7	10/32	36	500 A A
	3245000	285/45R21	XL (L)	(113Y)	Lamborghini Urus (F)	9.5	9 - 10.5	2535	50	11.2	31.1	10/32	34	500 A A
22"	3244600	265/35R22	XL ncs (VOL)	102V	Volvo XC60 (AA)	9.5	9 - 10.5	1874	50	10.7	29.3	10/32	31	500 A A
	2822200	295/35R22	XL (J)	108Y	Jaguar F-Pace (R)	10.5	10 - 11.5	2205	50	11.9	30.1	10/32	37	500 A A
	2689700	265/40R22	XL (J)(LR)	106Y	Land Rover Range Rover Velar (AA)	9.5	9 - 10.5	2094	50	10.7	30.4	10/32	34	500 A A
	2822100	265/40R22	XL (J)(LR)	106Y	Jaguar F-Pace (F)	9.5	9 - 10.5	2094	50	10.7	30.4	10/32	34	500 A A
	3644500	265/40R22	XL ncs (J)(LR)	106Y	Land Rover Range Rover Velar (AA)	9.5	9 - 10.5	2094	50	10.7	30.4	10/32	35	500 A A
	3432300	275/40R22	XL ncs (LR)	108Y	Land Rover Range Rover Sport (AA)	9.5	9 - 11	2205	50	10.9	30.7	9/32	34	500 A A
	3432100	285/40R22	XL ncs (LR)	110Y	Land Rover Discovery (AA)	10	9.5 - 11	2337	50	11.4	31.0	9/32	35	500 A A
	2661900	275/45R22	XL	112V	Ford [F-150 (AA)]	9	8.5 - 10.5	2469	50	10.7	31.8	9/32	38	500 A A
23"	2761200	275/40R23	XL ncs (LR)	109Y	Land Rover Range Rover (AA)	9.5	9 - 11	2271	50	10.9	31.7	10/32	36	500 A A

Rim	IP Code	Size	Notes	LI/SR(e)	Homologations & Recommendations	Measuring Rim	Approved Rims	Max Load	Max PSI	SW	OD	Tread Depth	Ship LBS	UTQG
SCORPION ZERO™ ALL SEASON PLUS														
19"	2566600	255/50R19	XL	107Y		8	7 - 9	2149	50	10.4	29.1	11/32	32	500 A A
	2566700	265/50R19	XL	110Y		8.5	7.5 - 9.5	2337	50	10.9	29.5	11/32	34	500 A A
20"	2566500	235/55R19	XL	105Y		7.5	6.5 - 8.5	2039	50	9.6	29.2	11/32	31	500 A A
	2567200	275/40R20	XL	106Y		9.5	9 - 11	2094	50	10.9	28.7	11/32	34	500 A A
	2567300	295/40R20	XL	110Y		10.5	10 - 11.5	2337	50	11.9	29.3	11/32	37	500 A A
	2566900	255/45R20	XL	105Y		8.5	8 - 9.5	2039	50	10.0	29.1	11/32	32	500 A A
	2567000	265/45R20	XL	108Y		9	8.5 - 10	2205	50	10.5	29.4	11/32	33	500 A A
	2567100	275/45R20	XL	110Y		9	8.5 - 10.5	2337	50	10.7	29.8	11/32	33	500 A A
21"	2566800	255/50R20	XL	109Y		8	7 - 9	2271	50	10.4	30.1	11/32	34	500 A A
	2567600	295/35R21	XL	107Y		10.5	10 - 11.5	2149	50	11.9	29.1	11/32	37	500 A A
	2567400	265/40R21	XL	105Y		9.5	9 - 10.5	2039	50	10.7	29.3	11/32	34	500 A A
	2567500	295/40R21	XL	111Y		10.5	10 - 11.5	2403	50	11.9	30.3	11/32	38	500 A A
22"	2568200	295/30R22	XL	103Y		10.5	10 - 11	1929	50	11.9	29.0	11/32	36	500 A A
	2567900	265/35R22	XL	102Y		9.5	9 - 10.5	1874	50	10.7	29.3	11/32	33	500 A A
	2568000	285/35R22	XL	106Y		10	9.5 - 11	2094	50	11.4	29.9	11/32	37	500 A A
	2567800	265/40R22	XL	106Y		9.5	9 - 10.5	2094	50	10.7	30.4	11/32	35	500 A A

ALL SEASON PERFORMANCE FOR PICK-UPS, SUVS AND CUVS

The **SCORPION ZERO™ ASIMMETRICO** is engineered for striking performance in on-road conditions. Developed to offer SUVs and CUVs dynamic performance, its aggressive look makes it an excellent tuning product.

SCORPION ZERO™
ASIMMETRICO

PERFORMANCE[^]



AVAILABLE TECHNOLOGIES

PNCS
 Comfortable driving

HOMOLOGATIONS

- AUDI
- DODGE
- FORD
- LAND ROVER
- MERCEDES
- PORSCHE
- TESLA
- VOLKSWAGEN
- VOLVO

SUV/LT — ALL SEASON — PERFORMANCE



HANDLING ①

Advanced construction technology and sophisticated manufacturing techniques promote stability when cornering, exceptional handling on wet and dry roads, and strong grip when braking.

INCREASED GRIP ②

Asymmetric tread design with Z profile promotes traction and braking control on all surfaces.

APPEARANCE ③

Aggressive appearance makes the **SCORPION ZERO™ ASIMMETRICO** an outstanding choice for performance and tuning.

Rim	IP Code	Size	Notes	LI/SR(e)	Homologations & Recommendations	Measuring Rim	Approved Rims	Max Load	Max PSI	SW	OD	Tread Depth	Ship LBS	UTQG
SCORPION ZERO™ ASIMMETRICO														
17"	1767000	255/55R17	(MO)	104V	Mercedes GLK (R)	8	7 - 9	1984	51	10.4	28.0	10/32	32	420 A A
	1766900	235/60R17	(MO)	102V	Mercedes GLK (F)(AA)	7	6.5 - 8.5	1874	51	9.4	28.1	10/32	30	420 A A
18"	1748300	P255/55R18	XL (A0)	109H	Audi Q7 (AA)	8	7 - 9	2271	50	10.4	29.0	10/32	36	300 AA A
19"	1754300	235/45R19	XL	99V	Volvo V60 Cc (AA)/Xc70 (AA)	8	7.5 - 9	1709	50	9.3	27.4	10/32	29	420 A A
	2658600	235/45R19	XL ncs	99V	Volvo V60 Cc (AA)	8	7.5 - 9	1709	50	9.3	27.4	10/32	29	420 A A
	1619700	255/50ZR19	XL	107Y	Land Rover Range Rover Sport (AA) Volvo XC90 (AA)	8	7 - 9	2149	50	10.4	29.1	10/32	34	420 A A
20"	1629900	275/40ZR20	XL	106Y	Land Rover Range Rover Sport (AA)	9.5	9 - 11	2094	50	10.9	28.7	10/32	35	420 A A
	1788400	235/45R20	XL (MO)	100H	Mercedes GLK (AA)	8	7.5 - 9	1764	50	9.3	28.3	10/32	29	420 A A
	1825300	255/45R20	XL	105V	Volvo XC60 (AA)/XC90 (AA)	8.5	8 - 9.5	2039	50	10.0	29.1	10/32	33	420 A A
	1748200	275/45R20	XL (A0)	110H	Audi Q7 (AA)	9	8.5 - 10.5	2337	50	10.7	29.8	10/32	35	520 A A
	2814400	275/50R20	XL (MO1)	113W	Mercedes G Wagon (AA)	8.5	7.5 - 9.5	2535	50	11.2	30.9	10/32	38	420 A A
21"	2814300	285/45R21	XL (MO1)	113W	Mercedes G Wagon (AA)	9.5	9 - 10.5	2535	50	11.2	31.1	10/32	39	420 A A
22"	2075800	295/30ZR22	XL	103W		10.5	10 - 11	1929	50	11.9	29.0	10/32	36	420 AA A
	2754300	265/35ZR22	XL ncs (T0)	102W	Tesla Model X (F)	9.5	9 - 10.5	1874	50	10.7	29.3	10/32	35	420 A A
	2754400	285/35ZR22	XL ncs (T0)	106W	Tesla Model X (R)	10	9.5 - 11	2094	50	11.4	29.9	10/32	38	420 A A
	2781700	305/35ZR22	XL (e)	(110Y)		11	10 - 12	2337	50	12.3	30.4	10/32	38	420 A A
	3136900	295/40R22	XL (MO1)	112W	Mercedes G Wagon (AA)	10.5	10 - 11.5	2469	50	11.9	31.3	10/32	40	420 A A
	1487100	305/40ZR22	XL (e)	114W	Dodge Ram (AA)	11	10 - 12	2601	50	12.3	31.6	10/32	41	420 AA A
	2075700	P275/45R22	XL	112V	Ford F-150 (AA)/F-150 Lobo Supercrew (AA)	9	8.5 - 10.5	2469	50	10.7	31.8	10/32	41	420 A A
24"	1619300	285/35ZR24	XL (e)	108W		10	9.5 - 11	2205	50	11.4	31.9	10/32	36	420 AA A
	1561400	305/35ZR24	XL (e)	112W		11	10 - 12	2469	50	12.3	32.4	10/32	43	420 AA A
26"	1756500	295/30R26	XL (e)	107W		10.5	10 - 11	2149	50	11.9	33.0	14/32	37	420 AA A
	1631400	305/30R26	XL (e)	109V		11	10.5 - 11.5	2271	50	12.3	33.2	10/32	40	420 AA A
28"	1825600	295/25R28	XL (e)	103V		10.5	10 - 11	1929	50	11.9	33.8	10/32	37	420 AA A

SCORPION ZERO™														
18"	1417600	255/55R18	XL (N0)	109V	Porsche Cayenne (AA) Volkswagen Touareg (AA)	8	7 - 9	2271	50	10.4	29.0	10/32	34	400 A A
	1780200	235/60R18		103V	Land Rover Freelander (AA)	7	6.5 - 8.5	1929	51	9.4	29.1	10/32	31	400 A A
	1780300	255/60R18	XL	112V	Land Rover Discovery (AA)/Range Rover (AA)	7.5	7 - 9	2469	50	10.2	30.0	10/32	35	400 A A
19"	1780400	255/55R19	XL	111V	Land Rover Discovery (AA)/Range Rover (AA)	8	7 - 9	2403	50	10.4	30.0	10/32	34	400 A A
	1560200	275/55R19	(MO)	111V	Mercedes G Wagon (AA)	8.5	7.5 - 9.5	2403	51	11.2	30.9	10/32	39	460 A A
20"	1780500	255/50R20	XL	109Y	Land Rover Discovery (AA)	8	7 - 9	2271	50	10.4	30.1	10/32	34	400 A A
21"	1721900	295/40R21	XL (MO) (e)	111V	Mercedes GL Class (AA)	10.5	10 - 11.5	2403	50	11.9	30.3	10/32	38	300 A A
	2741600	295/40R21	XL	111V		10.5	10 - 11.5	2403	50	11.9	30.3	10/32	38	420 A A

PERFORMANCE FOR SUVS AND CROSSOVERS

SCORPION™ VERDE

Pirelli **SCORPION™ VERDE** is an SUV and crossover product that provides excellent grip and stability in a wide range of road conditions. The low rolling resistance and reduced weight are designed to promote lower fuel consumption and CO2 emissions**, with the goal of combining savings, respect for the environment, comfort and control on most road surfaces.



PERFORMANCE[^]



AVAILABLE TECHNOLOGIES



HOMOLOGATIONS

- AUDI
- BMW
- JEEP
- MASERATI
- MERCEDES
- PORSCHE
- VOLKSWAGEN
- VOLVO

SUV — SUMMER — TOURING

1 OPTIMIZED PROFILE AND INNOVATIVE MATERIALS

Designed to reduce fuel consumption and CO2 emissions.**

2 DEDICATED SHOULDER PROFILE

Aimed at improving vehicle stability, including in large SUVs.

For detailed information please visit www.us.pirelli.com.

**As compared to the product's previous generation.

[^]The Performance indicators are for illustrative purposes only.

Rim	IP Code	Size	Notes	LI/SR(e)	Homologations & Recommendations	Measuring Rim	Approved Rims	Max Load	Max PSI	SW	OD	Tread Depth	Ship LBS	UTQG
SCORPION™ VERDE														
17"	2697800	235/55R17	(AO)	99V	Audi Q3 (AA)	7.5	6.5 - 8.5	1709	51	9.6	27.2	11/32	26	400 AA A
	2737500	235/65R17	XL (VOL)	108V		7	6.5 - 8.5	2205	50	9.4	29.1	10/32	29	400 AA A
18"	2410700	235/50R18	(R01)	97Y	Audi Q3 (AA)	7.5	6.5 - 8.5	1609	51	9.6	27.3	11/32	26	400 AA A
	2706900	235/50R18	(AO)	97V	Audi Q3 (AA)	7.5	6.5 - 8.5	1609	51	9.6	27.3	11/32	26	400 AA A
	2298200	255/55R18	XL r-f (*)	109V	BMW X5 (AA)/X6 (AA)	8	7 - 9	2271	50	10.4	29.0	10/32	40	400 AA A
	2298300	255/55R18	XL (*)	109V	BMW X5 (AA)/X6 (AA)	8	7 - 9	2271	50	10.4	29.0	10/32	32	400 AA A
	2494200	255/55R18	(NO)	105W	Porsche Macan (R)	8	7 - 9	2039	51	10.4	29.0	10/32	32	400 AA A
	2494300	235/60R18	(NO)	103W	Porsche Macan (F)	7	6.5 - 8.5	1929	51	9.4	29.1	11/32	31	400 AA A
	2496100	235/60R18	(MO)	103V	Mercedes GLC (AA)/GLC Coupe (AA)	7	6.5 - 8.5	1929	51	9.4	29.1	11/32	28	400 AA A
	2612500	255/60R18	XL (MGT)	112W	Maserati Levante (AA)	7.5	7 - 9	2469	50	10.2	30.0	11/32	33	400 AA A
	2728600	255/60R18		108W	Volkswagen Touareg (AA)	7.5	7 - 9	2205	51	10.2	30.0	11/32	31	400 AA A
	2506800	265/60R18		110H	Jeep Grand Cherokee (AA)	8	7.5 - 9.5	2337	44	10.7	30.5	11/32	36	400 AA A
19"	2613300	255/45R19	s-i	100V	Volkswagen Tiguan (AA)	8.5	8 - 9.5	1764	51	10.0	28.1	11/32	30	400 AA A
	2298000	285/45R19	XL r-f (*)	111W	BMW X5 (R)/X6 (R)	9.5	9 - 10.5	2403	50	11.2	29.1	9/32	39	400 AA A
	2519800	235/50R19	s-i	99V	Volkswagen Tiguan (AA)	7.5	6.5 - 8.5	1709	51	9.6	28.3	11/32	30	400 AA A
	2205300	255/50R19	(NO)	103Y	Porsche Macan (R)	8	7 - 9	1929	51	10.4	29.1	11/32	33	400 AA A
	2298100	255/50R19	XL r-f (*)	107W	BMW X5 (F)/X6 (F)	8	7 - 9	2149	50	10.4	29.1	9/32	38	400 AA A
	2904800	255/50R19	(MO)	103V	Mercedes GLC / Eqc (R)	8	7 - 9	1929	51	10.4	29.1	11/32	31	400 AA A
	1954000	255/50R19	(MO)	103W	Mercedes [MI Class (AA)]	8	7 - 9	1929	51	10.4	29.1	11/32	30	400 AA A
	2468600	265/50R19	XL	110W	Volkswagen Touareg (AA)	8.5	7.5 - 9.5	2337	50	10.9	29.5	10/32	37	400 AA A
	2205400	235/55R19	(NO)	101Y	Porsche Macan (F)	7.5	6.5 - 8.5	1819	51	9.6	29.2	11/32	31	400 AA A
	2489700	235/55R19	r-f (MOE)	101V	Mercedes GLC (AA)/GLC Coupe (AA)	7.5	6.5 - 8.5	1819	51	9.6	29.2	11/32	35	400 AA A
	2489800	235/55R19	(MO)	101V	Mercedes GLC (AA)/GLC Coupe (AA)	7.5	6.5 - 8.5	1819	51	9.6	29.2	10/32	30	400 AA A
	3256600	235/55R19	(MO)	101V	Mercedes GLC (AA)/ GLC (F)/ GLC Coupe (AA) / Eqc (AA)	7.5	6.5 - 8.5	1819	51	9.6	29.2	11/32	28	400 AA A
	2323000	255/55R19	XL (AO)	111Y	Audi Q7 (AA)	8	7 - 9	2403	50	10.4	30.0	11/32	36	400 AA A
	2560600	255/55R19	XL (AO)	111V	Audi Q7 (AA)	8	7 - 9	2403	50	10.4	30.0	11/32	35	400 AA A
20"	2613200	255/40R20	XL s-i	101V	Volkswagen Tiguan (AA)	9	8.5 - 10	1819	50	10.2	28.0	11/32	32	400 AA A
	2632300	235/45R20	XL s-i	100V	Volkswagen Tiguan (AA)	8	7.5 - 9	1764	50	9.3	28.3	11/32	30	400 AA A
	2638200	255/45R20	(AO)	101W	Audi Q5 (AA)	8.5	8 - 9.5	1819	51	10.0	29.1	11/32	32	400 AA A
	2789300	255/45R20	r-f (MOE)	101W	Mercedes GLC (AA)/GLC Coupe (AA)	8.5	8 - 9.5	1819	51	10.0	29.1	11/32	34	400 AA A
	2733400	265/45R20	(MO)	104Y	Mercedes GLE (AA)	9	8.5 - 10	1984	51	10.5	29.4	11/32	32	400 AA A
	2468500	275/45R20	XL	110W	Volkswagen Touareg (AA)	9	8.5 - 10.5	2337	50	10.7	29.8	10/32	35	400 AA A
	2323200	285/45R20	XL (AO)	112Y	Audi Q7 (AA)	9.5	9 - 10.5	2469	50	11.2	30.1	11/32	38	400 AA A
	2913700	235/50R20	(MO) elt	100W	Mercedes GLC / Eqc(F)	7.5	6.5 - 8.5	1764	51	9.6	29.3	11/32	27	400 AA A
	2440300	275/50R20	(MO)	109W	Mercedes GLE Coupé (AA)	8.5	7.5 - 9.5	2271	51	11.2	30.9	10/32	37	400 AA A
21"	2298900	275/40R21	XL	107Y		9.5	9 - 11	2149	50	10.9	29.6	11/32	35	400 AA A
	2550200	275/40R21	XL	107Y	Volvo XC90 (AA)	9.5	9 - 11	2149	50	10.9	29.6	11/32	33	400 AA A
	2760900	275/40R21	XL ncs (VOL)	107Y	Volvo XC90 (AA)	9.5	9 - 11	2149	50	10.9	29.6	11/32	35	400 AA A
	2423000	285/40R21	XL (AO)	109Y	Audi Q7 (AA)	10	9.5 - 11	2271	50	11.4	30.0	11/32	37	400 AA A
22"	2765300	275/35R22	XL (VOL)	104W	Volvo XC90 (AA)	9.5	9 - 11	1984	50	10.9	29.6	11/32	33	400 AA A
	2800100	275/35R22	XL ncs (VOL)	104W	Volvo XC90 (AA)	9.5	9 - 11	1984	50	10.9	29.6	11/32	34	400 AA A


Rim	IP Code	Size	Notes	LI/SR(e)	Homologations & Recommendations	Measuring Rim	Approved Rims	Max Load	Max PSI	SW	OD	Tread Depth	Ship LBS	UTQG
SCORPION™ VERDE ALL SEASON														
16"	2190000	215/70R16		100H	Mitsubishi ASX (AA)	6.5	5.5 - 7	1764	44	8.7	27.9	10/32	28	600 A A
	2678500	225/70R16	XL	107H	Jeep Compass (AA)/Renegade (AA)	6.5	6 - 7.5	2149	50	9.0	28.4	11/32	31	600 A A
	2815100	215/65R16	XL	102H	Jeep Compass (AA)/Renegade (AA)	6.5	6 - 7.5	1874	50	8.7	27.0	10/32	26	600 A A
	3746700	215/65R16	(KS)	98V		6.5	6 - 7.5	1653	51	8.7	27.0	11/32	28	600 A A
17"	2268200	235/60R16		100H		7	6.5 - 8.5	1764	44	9.4	27.1	10/32	29	600 A A
	3285100	P265/70R17		103H		8	7 - 9	1929	44	10.7	31.7	11/32	42	600 A A
	2744200	215/65R17		99H	Volkswagen Tiguan (AA)	6.5	6 - 7.5	1709	44	8.7	28.0	11/32	29	600 A A
	2369200	235/65R17	XL	108V	Kia Sorento (AA)	7	6.5 - 8.5	2205	50	9.4	29.1	11/32	33	600 A A
18"	1953600	235/55R17		99V		7.5	6.5 - 8.5	1709	51	9.6	27.2	11/32	29	600 A A
	2685500	235/70R18	XL (LR)	110V	Land Rover Discovery (AA)	7	6 - 8	2337	50	9.4	31.0	10/32	33	600 A A
	2523700	235/65R18	XL (J)	110H	Jaguar F-Pace (AA)	7	6.5 - 8.5	2337	50	9.4	30.0	11/32	30	600 A A
	2919000	235/65R18	XL (J)	110V	Jaguar I-Pace (AA)	7	6.5 - 8.5	2337	50	9.4	30.0	11/32	30	600 A A
	3119100	225/60R18	XL	104H	Jeep Compass (AA)/ Renegade (AA)	6.5	6 - 8	1984	50	9.0	28.6	10/32	30	600 A A
	1916600	235/60R18		103H	Volvo XC60 (AA)/XC90 (AA)	7	6.5 - 8.5	1929	44	9.4	29.1	11/32	29	600 A A
	2056000	P235/60R18	XL (LR)	107V	Ford Edge (AA) Land Rover Range Rover Evoque (AA)	7	6.5 - 8.5	2149	50	9.4	29.1	11/32	31	600 A A
	2205200	235/60R18	(NO)	103V	Porsche Macan (F)	7	6.5 - 8.5	1929	51	9.4	29.1	11/32	31	520 A A
	2423300	235/60R18	XL (LR)	107V	Land Rover Discovery Sport (AA)	7	6.5 - 8.5	2149	50	9.4	29.1	11/32	34	600 A A
	2489900	235/60R18	(MOE) r-f	103H	Mercedes GLC (AA)/GLC Coupe (AA)	7	6.5 - 8.5	1929	44	9.4	29.1	11/32	35	520 A A
	2496200	235/60R18	XL (LR)	107H	Land Rover Discovery Sport (AA)	7	6.5 - 8.5	2149	50	9.4	29.1	11/32	34	520 A A
	2765000	235/60R18	(VOL)	103H	Volvo XC90 (AA)	7	6.5 - 8.5	1929	44	9.4	29.1	11/32	30	600 A A
	3496100	235/60R18	r-f (MOE)	103V	Mercedes GLC (AA)/ GLC Coupe (AA)	7	6.5 - 8.5	1929	51	9.4	29.1	11/32	35	600 A A
	19"	1862400	255/60R18	XL	112H		7.5	7 - 9	2469	50	10.2	30.0	11/32	38
2332100		225/55R18		98V		7	6 - 8	1653	51	9.2	27.8	11/32	29	600 A A
2744300		235/55R18		100H	Volkswagen Tiguan (AA)	7.5	6.5 - 8.5	1764	44	9.6	28.1	11/32	31	600 A A
1806300		255/55R18	XL	109H	Volkswagen Touareg (AA)	8	7 - 9	2271	50	10.4	29.0	11/32	36	600 A A
2205100		255/55R18	(NO)	105V	Porsche Macan (R)	8	7 - 9	2039	51	10.4	29.0	11/32	30	520 A A
2297900		255/55R18	XL (*) r-f	109H	BMW X5 (AA)/X6 (AA)	8	7 - 9	2271	50	10.4	29.0	11/32	42	520 A A
1953400		235/50R18		97V	Volvo V60 CC (AA)/XC70 (AA)	7.5	6.5 - 8.5	1609	51	9.6	27.3	11/32	27	600 A A
2252200		235/50R18	(AO)	97H	Audi Q3 (AA)	7.5	6.5 - 8.5	1609	44	9.6	27.3	11/32	26	600 A A
2119400		235/65R19	XL (LR)	109V	Land Rover Range Rover (AA)/Range Rover Sport (AA)	7	6.5 - 8.5	2271	50	9.4	31.1	10/32	31	600 A A
2685600		255/60R19	XL (LR)	113V	Land Rover Discovery (AA)	7.5	7 - 9	2535	50	10.2	31.0	10/32	34	600 A A
1959800		P235/55R19	XL (LR)	105V	Land Rover Discovery Sport (AA)/Range Rover Evoque (AA)	7.5	6.5 - 8.5	2039	50	9.6	29.2	11/32	31	600 A A
2205000		235/55R19	(NO)	101V	Porsche Macan (F)	7.5	6.5 - 8.5	1819	51	9.6	29.2	11/32	31	520 A A
2489500		235/55R19	(MOE) r-f	101H	Mercedes GLC (AA)/GLC Coupe (AA)	7.5	6.5 - 8.5	1819	44	9.6	29.2	11/32	34	520 A A
2744400		235/55R19	XL (AR)	105V	Alfa Romeo Stelvio (AA)	7.5	6.5 - 8.5	2039	50	9.6	29.2	11/32	27	600 A A
3137000	235/55R19	r-f (MOE)	101V	Mercedes GLC (AA)/GLC Coupe (AA)	7.5	6.5 - 8.5	1819	51	9.6	29.2	11/32	39	600 A A	
3496200	235/55R19	r-f (MOE)	101V	Mercedes GLC (AA)/ GLC Coupe (AA)	7.5	6.5 - 8.5	1819	51	9.6	29.2	11/32	34	600 A A	
20"	1862500	255/55R19	XL	111H		8	7 - 9	2403	50	10.4	30.0	11/32	38	600 A A
	2422800	255/55R19	XL (AOE) r-f	111H	Audi Q7 (AA)	8	7 - 9	2403	50	10.4	30.0	11/32	44	600 A A
	2603900	255/55R19	XL (NO)	111V	Porsche Cayenne (F)	8	7 - 9	2403	50	10.4	30.0	11/32	32	520 A A
	2591400	235/50R19	XL (VOL) ncs	103V	Volvo V90 CC (AA)	7.5	6.5 - 8.5	1929	50	9.6	28.3	11/32	29	600 A A
	2744100	235/50R19		99H	Volkswagen Tiguan (AA)	7.5	6.5 - 8.5	1709	44	9.6	28.3	10/32	28	600 A A
	1953900	255/50R19	XL (MO)	107H	Mercedes ML Class (AA)	8	7 - 9	2149	50	10.4	29.1	11/32	35	600 A A
	2204900	255/50R19	(NO)	103V	Porsche Macan (R)	8	7 - 9	1929	51	10.4	29.1	11/32	30	520 A A
	2297800	255/50R19	XL (*) r-f	107H	BMW X5 (AA)/X6 (AA)	8	7 - 9	2149	50	10.4	29.1	11/32	41	520 A A
	1805000	265/50R19	XL (NO)	110V	Porsche Cayenne (AA)	8.5	7.5 - 9.5	2337	50	10.9	29.5	11/32	38	520 A A
	1805100	265/50R19	XL	110H	Volkswagen Touareg (AA)	8.5	7.5 - 9.5	2337	50	10.9	29.5	11/32	38	600 A A
	2612300	265/50R19	XL (MGT)	110W	Maserati Levante (F)(AA)	8.5	7.5 - 9.5	2337	50	10.9	29.5	11/32	33	600 A A
	2604000	275/50R19	XL (NO)	112V	Porsche Cayenne (R)	8.5	7.5 - 9.5	2469	50	11.2	29.9	11/32	33	520 A A
	2861600	235/45R19		95H	Jeep Compass (AA)/Renegade (AA)	8	7.5 - 9	1521	44	9.3	27.4	11/32	26	600 A A
	2612200	295/45R19	XL (MGT)	113W	Maserati Levante (R)	10	9.5 - 11	2535	50	11.7	29.5	11/32	35	600 A A
21"	1863900	255/40R19		96H	Volkswagen Tiguan (AA)	9	8.5 - 10	1565	44	10.2	27.0	11/32	29	600 A A
	2154900	255/55R20	XL (LR)	110W	Land Rover Discovery (AA)/Range Rover (AA)	8	7 - 9	2337	50	10.4	31.0	10/32	34	600 A A
	2166700	255/55R20	XL (LR)	110Y	Land Rover Range Rover Sport (AA)	8	7 - 9	2337	50	10.4	31.0	10/32	34	600 A A
	3256600	255/55R20	XL	110W		8	7 - 9	2337	50	10.4	31.0	11/32	33	600 A A
	2372900	245/50R20		102V	Ford Edge (AA)	7.5	7 - 8.5	1874	51	10.0	29.7	10/32	33	600 A A
	2523500	255/50R20	XL (J)(LR)	109W	Jaguar F-Pace (AA) Land Rover Range Rover Velar (AA)	8	7 - 9	2271	50	10.4	30.1	10/32	33	600 A A
	2354200	265/50R20		107V	Jeep Grand Cherokee (AA)	8.5	7.5 - 9.5	2149	51	10.9	30.5	11/32	35	600 A A
	2154200	275/50R20	(MO)	109H	Mercedes GL Class (AA)/GLE Coupé (AA)	8.5	7.5 - 9.5	2271	44	11.2	30.9	11/32	40	600 A A
	2463900	275/50R20	XL (B) (e)	113W(e)	Bentley Bentayga (AA)	8.5	7.5 - 9.5	2535	50	11.2	30.9	11/32	37	460 A A
	2354500	285/50R20	XL	116V		9	8 - 10	2756	50	11.7	31.3	10/32	41	600 A A
	1953700	P245/45R20		99V	Land Rover Range Rover Evoque (AA)	8	7.5 - 9	1709	51	9.6	28.7	11/32	30	600 A A
	2664100	245/45R20	XL (LR)	103V	Land Rover Discovery Sport (AA)	8	7.5 - 9	1929	50	9.6	28.7	11/32	30	600 A A
	2637800	255/45R20	(AO)	101H	Audi Q5 (AA)	8.5	8 - 9.5	1819	44	10.0	29.1	10/32	33	600 A A
	1954300	265/45R20	XL (MO) (e)	108H(e)	Mercedes ML Class (AA)/R Class (AA)	9	8.5 - 10	2205	50	10.5	29.4	11/32	33	520 A A
2011400	265/45R20	XL (MOE) r-f (e)	108H(e)	Mercedes ML Class (AA)	9	8.5 - 10	2205	50	10.5	29.4	11/32	37	520 A A	
2204800	265/45R20	(NO)	104V	Porsche Macan (F)	9	8.5 - 10	1984	51	10.5	29.4	11/32	31	520 A A	
2611900	265/45R20	XL (MGT)	108W	Maserati Levante (F)(AA)	9	8.5 - 10	2205	50	10.5	29.4	11/32	31	600 A A	
1806100	275/45R20	XL (NO)	110V	Porsche Cayenne (AA)	9	8.5 - 10.5	2337	50	10.7	29.8	11/32	35	520 A A	
2287500	275/45R20	XL (N1)	110V	Porsche Cayenne (F)	9	8.5 - 10.5	2337	50	10.7	29.8	11/32	33	520 A A	
2765100	275/45R20	XL (VOL)	110V	Volvo XC90 (AA)	9	8.5 - 10.5	2337	50	10.7	29.8	11/32	34	600 A A	
2748000	295/45ZR20	r-f	(110Y)	Dodge Durango (AA) Jeep Grand Cherokee (AA)	10	9.5 - 11	2337	51	11.7	30.5	11/32	45	600 A A	
2204700	295/40R20	(NO)	106V	Porsche Macan (R)	10.5	10 - 11.5	2094	51	11.9	29.3	11/32	34	520 A A	
2611800	295/40R20	XL (MGT)	110W	Maserati Levante (R)	10.5	10 - 11.5	2337	50	11.9	29.3	11/32	35	600 A A	
2603800	305/40R20	XL (N1)	112V	Porsche Cayenne (R)	11	10 - 12	2469	50	12.3	29.6	9/32	34	520 A A	
2166800	275/45R21	XL (LR)	110Y	Land Rover Range Rover (AA)/Range Rover Sport (AA)	9	8.5 - 10.5	2337	50	10.7	30.7	10/32	37	520 A A	
2220300	275/45R21	XL (LR)	110W	Land Rover Discovery (AA)/Range Rover (AA)	9	8.5 - 10.5	2337	50	10.7	30.7	10/32	38	520 A A	
3257700	275/45R21	XL ncs (LR)	110W	Land Rover Discovery (AA)	9	8.5 - 10.5	2337	50	10.7	30.7	10/32	37	520 A A	
2463800	285/45R21	XL (B) (e)	113W(e)	Bentley Bentayga (AA)	9.5	9 - 10.5	2535							

MORE MILES PER SUV, QUIET COMFORT CONTROL AND BETTER MILEAGE

The **Pirelli SCORPION™ VERDE ALL SEASON PLUS** provides exceptional performance and handling in a wide range of weather conditions. Engineered to be the right choice for your SUV or CUV, it was designed for reduced rolling resistance to improve fuel economy, promote savings at the gas pump and reduce environmental impact.**

NEW

The **SCORPION™ VERDE ALL SEASON PLUS II** is Pirelli's enhanced Touring All-Season tire developed for the drivers of crossovers, sport utility vehicles, and pick-up trucks. Part of Pirelli's Plus line of products, the SCORPION™ VERDE ALL SEASON PLUS II is designed to better meet the needs of drivers in the North American market with a new tread compound and an optimized footprint with further enhanced wet braking and handling, while maintaining the mileage, comfort, noise and winter performance of the previous generation.

 SUV/LT —  ALL SEASON —  TOURING


SCORPION VERDE™
ALL SEASON PLUS

&

NEW

SCORPION VERDE™
ALL SEASON PLUS II

PERFORMANCE[^]



WARRANTY PROTECTIONS

 **65K Miles**

 **Pirelli Confidence Plus Plan**

65,000
Mile Limited Treadwear Warranty*

SCORPION VERDE™
ALL SEASON PLUS

CONTROL ①
Excellent water expulsion and greater lateral stability is due to four longitudinal grooves and high lateral siping density.

REDUCED NOISE ②
Engineered for decreased external and cabin noise thanks to optimized pitch sequence and phasing.

EFFICIENT ③
Rolling resistance reduction to aid in achieving improved fuel consumption and decreased environmental impact.**

OPTIMIZED FOOTPRINT ④
The new compound is designed to promote better adjustment of the contact patch to the road surfaces and transfer of the braking and steering maneuvers to the ground, especially in wet and humid conditions.

SCORPION VERDE™
ALL SEASON PLUS II

PLUS II ADDITIONAL FEATURES:

- **WET PERFORMANCE**
The introduction of a silica functionalized polymer with higher silica content aims to improve wet performance and fuel consumption.
- **HANDLING PERFORMANCE**
Developed utilizing the latest technological innovations to deliver exceptional performance and handling in a wide range of weather conditions including wet, dry and light snow.

* For detailed information please visit www.us.pirelli.com.

**As compared to the product's previous generation.

[^]The Performance indicators are for illustrative purposes only.

Rim	IP Code SVAS+	IP Code SVAS+ II	Size	Notes	LI/SR(e)	Homologations & Recommendations	Measuring Rim	Approved Rims	Max Load	Max PSI	SW	OD	Tread Depth	Ship LBS	UTQG
SCORPION™ VERDE ALL SEASON PLUS & SCORPION™ VERDE ALL SEASON PLUS II															
16"	2826100	3598400	215/70R16		100T		6.5	5.5 - 7	1764	44	8.7	27.9	10/32	27	740 A A
	2826000	3598000	225/70R16		103T		6.5	6 - 7.5	1929	44	9.0	28.4	10/32	28	740 A A
	2447200	3597200	235/70R16		106T		7	6 - 8	2094	44	9.4	29.0	11/32	31	740 A A
17"	2447900	3597300	255/60R17		106V		7.5	7 - 9	2094	51	10.2	29.1	11/32	35	740 A A
	2446100	3598100	225/65R17		102H		6.5	6 - 8	1874	44	9.0	28.5	11/32	29	740 A A
	2447000	3597700	235/65R17		104H		7	6.5 - 8.5	1984	44	9.4	29.1	11/32	32	740 A A
18"	2449000	3595700	245/65R17	XL	111H		7	7 - 8.5	2403	50	9.8	29.5	11/32	32	740 A A
	2569900	3595400	265/65R17		112T		8	7.5 - 9.5	2469	44	10.7	30.6	11/32	36	740 A A
	3266100	3595000	265/70R17		115T		8	7 - 9	2679	44	10.7	31.7	11/32	38	740 A A
	2446400	3597600	235/55R18	XL	104V		7.5	6.5 - 8.5	1984	50	9.6	28.1	11/32	30	740 A A
	2447700	3596500	255/55R18	XL	109H		8	7 - 9	2271	50	10.4	29.0	11/32	35	740 A A
	2447800	3596600	255/55R18	XL	109V		8	7 - 9	2271	50	10.4	29.0	11/32	35	740 A A
	2446700	3597800	235/60R18		103H		7	6.5 - 8.5	1929	44	9.4	29.1	11/32	32	740 A A
	2446800	3596900	235/60R18	XL	107V		7	6.5 - 8.5	2149	50	9.4	29.1	11/32	32	740 A A
	2489200	3597500	245/60R18		105H		7	7 - 8.5	2039	44	9.8	29.6	12/32	33	740 A A
	2507200	3596200	265/60R18		110H		8	7.5 - 9.5	2337	44	10.7	30.5	11/32	38	740 A A
19"	2447100	3597100	235/65R18		106H		7	6.5 - 8.5	2094	44	9.4	30.0	11/32	32	740 A A
	2507000	3595800	255/65R18		111T		7.5	7 - 9	2403	44	10.2	31.1	11/32	37	740 A A
	2507100	3595200	265/65R18		114H		8	7.5 - 9.5	2601	44	10.7	31.5	11/32	36	740 A A
	2570000	3594800	275/65R18		116T		8	7.5 - 9.5	2756	44	11.0	32.1	11/32	40	740 A A
	2446300	3594600	235/50R19		99V		7.5	6.5 - 8.5	1709	51	9.6	28.3	10/32	30	740 A A
	2447400	3597000	255/50R19	XL	107H		8	7 - 9	2149	50	10.4	29.1	11/32	36	740 A A
	2448200	3596000	265/50R19	XL	110V		8.5	7.5 - 9.5	2337	50	10.9	29.5	11/32	38	740 A A
	2446500	3597400	235/55R19	XL	105V		7.5	6.5 - 8.5	2039	50	9.6	29.2	11/32	32	740 A A
	2507400	3597900	245/55R19		103H		7.5	7 - 8.5	1929	44	10.0	29.6	12/32	33	740 A A
	2507500	3595900	275/55R19		111V		8.5	7.5 - 9.5	2403	51	11.2	30.9	11/32	40	740 A A
20"	2448000	3596700	255/60R19		109H		7.5	7 - 9	2271	44	10.2	31.1	11/32	35	740 A A
	2448100	3596800	265/45R20	XL	108H		9	8.5 - 10	2205	50	10.5	29.4	11/32	34	740 A A
	2448500	3596100	275/45R20	XL	110V		9	8.5 - 10.5	2337	50	10.7	29.8	11/32	36	740 A A
	3116900	3598300	245/50R20		102V		7.5	7 - 8.5	1874	51	10.0	29.7	11/32	32	740 A A
	2447600	3596400	255/50R20	XL	109H		8	7 - 9	2271	50	10.4	30.1	11/32	35	740 A A
	2448300	3595500	265/50R20	XL	111V		8.5	7.5 - 9.5	2403	50	10.9	30.5	11/32	36	740 A A
	2448800	3594700	285/50R20	XL	116V		9	8 - 10	2756	50	11.7	31.3	10/32	41	740 A A
	2446600	3598200	235/55R20		102H		7.5	6.5 - 8.5	1874	44	9.6	30.2	11/32	33	740 A A
	2507600	3596300	255/55R20	XL	110H		8	7 - 9	2337	50	10.4	31.0	10/32	36	740 A A
	2570200	3595300	275/55R20		113H		8.5	7.5 - 9.5	2535	44	11.2	31.9	11/32	39	740 A A
22"	2570100	3594900	275/60R20		115H		8	7.5 - 9.5	2679	44	11.0	33.0	11/32	41	740 A A
	2448700	3595100	285/45R22	XL	114H		9.5	9 - 10.5	2601	50	11.2	32.1	10/32	40	740 A A
	2448700	3595100	285/45R22	XL	114H		9.5	9 - 10.5	2601	50	11.2	32.1	10/32	40	740 A A
2448600	3595600	275/50R22		111H		8.5	7.5 - 9.5	2403	44	11.2	32.9	11/32	42	740 A A	

ALL TERRAIN PERFORMANCE FOR PICK-UP TRUCKS AND SUVS

Pirelli's new **SCORPION™ ALL TERRAIN PLUS** offers light truck and SUV drivers a durable, high performance driving experience in a wide range of challenging on or off-road conditions. The product features a self-cleaning pattern aimed at increasing integrity while delivering excellent wet, snow and mud traction.

SCORPION™
ALLTERRAIN Plus

PERFORMANCE^



WARRANTY PROTECTIONS

50K Miles

Pirelli Confidence Plus Plan

50,000
Mile Limited Treadwear Warranty*



ALL SIZES AVAILABLE WITH SNOWFLAKE MARKING

SUV/LT — ALL SEASON — ALL TERRAIN

1 DEEP TREAD GROOVES WITH CONICAL STONE EJECTORS

Excellent mud and snow traction facilitated by deep tread grooves with conical stone ejectors to provide a self-cleaning pattern aimed at increasing contact patch integrity.

2 DURABILITY

Enhanced durability and resistance to cutting and chipping supported by an innovative new compound.**

3 APPEARANCE

Tread pattern delivers an aggressive look while maintaining balanced performance for on and off road conditions.

5 HANDLING

Alternating blocks with sharp and blunt edges are designed to provide improved traction on a variety of terrains.

4 SHOULDER BLOCKS

Reinforced shoulder blocks for higher cut and chip resistance.

* For detailed information please visit www.us.pirelli.com.
** As compared to the product's previous generation.
^The Performance indicators are for illustrative purposes only.

Rim	IP Code	Size	Notes	LI/SR(e)	Homologations & Recommendations	Measuring Rim	Approved Rims	Max Load	Max PSI	SW	OD	Tread Depth	Ship LBS	UTQG
SCORPION™ ALL TERRAIN PLUS														
16"	2721300	235/70R16	RB	106T		7	6 - 8	2094	44	9.4	29	13/32	33	640 A B
	2721400	245/70R16	XL RB	111T		7	6.5 - 8	2403	50	9.8	30	13/32	35	640 A B
	2721600	255/70R16	RB	111T		7.5	6.5 - 8.5	2403	44	10.2	30	13/32	37	640 A B
	2721700	265/70R16	RB	112T		8	7 - 9	2469	44	10.7	31	13/32	39	640 A B
	2724500	265/75R16	RB	116T		7.5	7 - 9	2756	44	10.5	32	13/32	55	640 A B
17"	2724900	225/65R17	RB	102H		6.5	6 - 8	1874	44	9.0	29	13/32	30	640 A B
	2722200	245/65R17	XL RB	111T		7	7 - 8.5	2403	50	9.8	30	13/32	36	640 A B
	2721900	245/70R17	RB	110T		7	6.5 - 8	2337	44	9.8	31	13/32	35	640 A B
	2722000	265/70R17	RB	115T		8	7 - 9	2679	44	10.7	32	13/32	42	640 A B
18"	2725300	265/60R18	RW	110H		8	7.5 - 9.5	2337	44	10.7	31	13/32	42	640 A B
	2722600	265/65R18	RW	114T		8	7.5 - 9.5	2601	44	10.7	32	13/32	42	640 A B
	2722700	275/65R18	RW	116T		8	7.5 - 9.5	2756	44	11.0	32	13/32	45	640 A B
20"	2722900	275/55R20	RW	113T		8.5	7.5 - 9.5	2535	44	11.2	32	13/32	44	640 A B
	2722800	275/60R20	RW	115T		8	7.5 - 9.5	2679	44	11.0	33	13/32	47	640 A B

Rim	IP Code	Size	Notes	LI/SR(e)	Homologations & Recommendations	Measuring Rim	Approved Rims	Max Load	Max Dual	Max PSI	Load Range	SW	OD	Tread Depth	Ship LBS	UTQG
SCORPION™ ALL TERRAIN PLUS - LT METRICS																
16"	2723100	LT245/75R16	RB	120/116R		7	6.5 - 8.0	3042	2778	80	E	9.8	31	15/32"	45	NONE
	2726000	LT265/75R16	RB	123/120S		7.5	7.0 - 8.0	3415	3085	80	E	10.5	32	15.5/32"	48	NONE
17"	2723500	LT265/70R17	RB	121/118S		8	7.0 - 8.5	3195	2910	80	E	10.7	32	15.5/32"	49	NONE
	2723600	LT285/70R17	RB	121/118R		8.5	7.5 - 9.0	3195	2910	65	E	11.5	33	15/32"	56	NONE
	2723700	LT315/70R17	RB	121/118S		9.5	8.0 - 11.0	3195	2910	65	E	12.7	34	15.5/32"	63	NONE
	2726300	LT235/80R17	RB	120/117R		6.5	6.0 - 7.5	3085	2835	80	E	9.3	32	15.5/32"	45	NONE
18"	2726400	LT275/70R18	RW	125/122S		8	7.0 - 8.5	3640	3305	80	E	11	33	15/32"	59	NONE
20"	2723900	LT275/65R20	RW	126/123S		8	7.5 - 9.5	3750	3415	80	E	11	34	15/32"	59	NONE
	2726600	LT285/55R20	RW	122/119T		9	8.0 - 10.0	3305	3000	80	E	11.7	32	15.5/32"	51	NONE

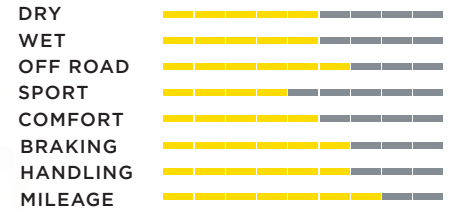
ALL TERRAIN PERFORMANCE FOR PICK-UP TRUCKS AND SUVS

SCORPION™ ATR

The Pirelli **SCORPION™ ATR** is a versatile all terrain tire for use on a wide range of surfaces. It is designed for demanding off-road driving on uneven surfaces, while maintaining confident braking and handling on all terrains.



PERFORMANCE[^]



WARRANTY PROTECTIONS

 **50K Miles**

50,000
Mile Limited Treadwear Warranty*

HOMOLOGATIONS

FORD
JEEP
MERCEDES

 SUV/LT —  ALL SEASON —  ALL TERRAIN

1 GREAT TRACTION ON UNEVEN TERRAIN

Wide and rugged shoulder blocks engineered to provide stability and improved lateral grip for braking efficiency and traction on uneven terrain.

3 STABLE AND COMFORTABLE ON ALL ROAD TERRAINS

The strong internal structure and reinforced sidewalls are designed to give a stable and comfortable ride across a wide range of roads and terrains, with lower internal cabin noise.

2 SELF-CLEANING GROOVES FOR CONTINUOUS TRACTION

The curved central grooves are designed to increase grip on irregular surfaces and clear mud and stones for excellent performance.

* For detailed information please visit www.us.pirelli.com. Mileage warranty not valid for Original Equipment, LT sizes and Commercial use.

[^]The Performance indicators are for illustrative purposes only.

Rim	IP Code	Size	Notes	LI/SR(e)	Homologations & Recommendations	Measuring Rim	Approved Rims	Max Load	Max PSI	SW	OD	Tread Depth	Ship LBS	UTQG
SCORPION™ ATR														
15"	2869200	205/70R15	(KS)	96T		6	5 - 7	1565	44	8.2	26.3	11/32	25	440 B B
	2530000	P225/75R15	XL	105T		6	6 - 7.5	2039	50	8.8	28.3	13/32	32	520 B B
	2748100	P235/75R15		105T		6.5	6 - 8	2039	44	9.3	28.9	13/32	39	520 A B
16"	2530100	P225/70R16		101T		6.5	6 - 7.5	1819	44	9.0	28.4	13/32	31	520 B B
	2530200	P255/70R16		109T		7.5	6.5 - 8.5	2271	44	10.2	30.1	13/32	36	520 A B
	2530300	P275/70R16		114T		8	7 - 9	2601	44	11.0	31.2	13/32	43	520 B B
17"	1727300	P255/65R17		110T		7.5	7 - 9	2337	44	10.2	30.1	14/32	36	520 B B
	2524600	225/60R17		99H	Jeep Compass (AA)/ Renegade (AA)	6.5	6 - 8	1709	44	9.0	27.6	12/32	27	520 B B
	1616300	P265/70R17		113T		8	7 - 9	2535	44	10.7	31.7	13/32	45	520 A B
18"	2784300	275/65R18		116H	Ford F-150 (AA)	8	7.5 - 9.5	2756	44	11.0	32.1	13/32	46	520 B B
	2135800	255/60R18	XL	112T		7.5	7 - 9	2469	50	10.2	30.0	13/32	38	520 B B
	1831200	P265/60R18		110H	Jeep Grand Cherokee (AA)	8	7.5 - 9.5	2337	44	10.7	30.5	13/32	39	520 B B
20"	1852000	P275/55R20		111S	Ford F-150 Lobo Supercrew (AA)	8.5	7.5 - 9.5	2403	44	11.2	31.9	13/32	43	520 B B
	3121800	275/50R20	XL (M0) (e)	113H	Mercedes G Wagon (AA)	8.5	7.5 - 9.5	2535	50	11.2	30.9	13/32	42	520 B B
	3566000	275/50R20	XL (M01) (e)	113V	Mercedes G Wagon (AA)	8.5	7.5 - 9.5	2535	50	11.2	30.9	13/32	42	520 B B
22"	2625900	325/55R22		116H	Mercedes G Wagon (AA)	10	9 - 11.5	2756	44	13.2	36.1	16/32	66	520 B B

Rim	IP Code	Size	Notes	LI/SR(e)	Homologations & Recommendations	Measuring Rim	Approved Rims	Max Load	Max Dual	Max PSI	Load Range	SW	OD	Tread Depth	Ship LBS	UTQG
SCORPION™ ATR FLOTATION / LIGHT TRUCK																
15"	1582500	31X10.50R15	RW	109S		8.5	7.0 - 9.0	2271		44.0		10.50	31	16/32	44	NONE
16"	1617500	LT225/75R16	RB	110S		6	6 - 7.5	2337	2149	44.0	D	8.78	29	16/32	39	NONE
	1617300	LT245/75R16	RB	120R		7	6.5 - 8	3086	2756	80.0	E	9.76	30	16/32	46	NONE
	1523100	LT285/75R16	RW	122R		8	7.5 - 9.5	3305	2998	44.0	D	11.26	33	16/32	53	NONE
	1617100	LT235/85R16	RW	120R		6.5	6 - 8	3086	2778	80.0	E	9.25	32	16/32	47	NONE
17"	1616200	LT245/70R17	RB	119R		7	6.5 - 8	2998	2756	80.0	E	9.76	31	16/32	46	NONE
	1617000	LT265/70R17		121S		8	7 - 9	3197	2910	44.0	E	10.71	32	16/32	51	NONE
24"	1577300	LT325/45R24	RB	120S		11	10 - 12	3086	2833	44.0	E	12.83	36	16/32	63	NONE

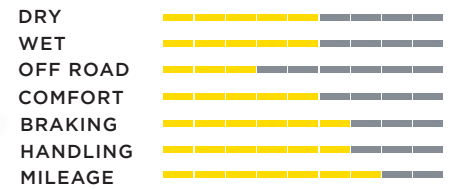
ALL SEASON OEM PERFORMANCE FOR SUVS AND LIGHT TRUCKS

SCORPION™ STR

The **SCORPION™ STR** is an ideal balance for road and moderate off road use. It combines the strength traditionally associated with Pirelli's on road performance with effective off road capabilities. The SCORPION™ STR was designed to meet the high Original Equipment Manufacturer product requirements making it the ultimate choice for SUVs, off road vehicles and light trucks.



PERFORMANCE[^]



WARRANTY PROTECTIONS

65K Miles

65,000
Mile Limited Treadwear Warranty*

HOMOLOGATIONS

BMW
FORD
LINCOLN

SUV/LT — ALL SEASON — TOURING

1 **COMFORTABLE DRIVING EXPERIENCE**
The continuous central rib is engineered to provide uniform treadwear with ride comfort and reduced noise on all roads and terrains.

2 **GOOD HANDLING IN DIFFERING TERRAIN CONDITIONS**
Inclined blocks combined with intensive siping are designed to improve traction, handling, steering and brake response in varied terrain conditions.

* For detailed information please visit www.us.pirelli.com. Mileage warranty not valid for Original Equipment, LT sizes and Commercial use.
[^]The Performance indicators are for illustrative purposes only.

Rim	IP Code	Size	Notes	LI/SR(e)	Homologations & Recommendations	Measuring Rim	Approved Rims	Max Load	Max PSI	SW	OD	Tread Depth	Ship LBS	UTQG
SCORPION™ STR														
16"	1413600	P265/70R16	RB	112H		8	7 - 9	2469	44	10.7	30.6	12/32	40	520 A A
17"	1395100	235/55R17	RB (*)	99H	BMW X3 (AA) Toyota Rav4 (AA)	7.5	6.5 - 8.5	1709	44	9.6	27.2	11/32	26	400 A A
18"	1503700	235/50R18	RB (*)	97H	BMW X3 (AA)	7.5	6.5 - 8.5	1609	44	9.6	27.3	11/32	26	400 A A
	1570100	P255/70R18	RW (A)	112S	Ford Expedition (AA) Lincoln Navigator (AA)	7.5	6.5 - 8.5	2469	44	10.2	32.1	12/32	39	520 A A
	1625500	P255/70R18	RB (A)	112H	Ford Expedition (AA) Lincoln Navigator (AA)	7.5	6.5 - 8.5	2469	44	10.2	32.1	12/32	39	520 A A
20"	1993600	P245/50R20	RB	102H	Ford Edge (AA)	7.5	7 - 8.5	1874	44	10.0	29.7	12/32	27	520 A A
	1555300	P275/55R20	RB	111H	Ford Expedition (AA) Lincoln Navigator (AA)	8.5	7.5 - 9.5	2403	44	11.2	31.9	12/32	40	520 A A
	1993600	P245/50R20	RB	102H	Ford Edge / Lincoln MKX	7.5	7.0 - 8.5	1874	44	9.9	29.6	12/32	32	520 A A

Rim	IP Code	Size	Notes	LI/SR(e)	Homologations & Recommendations	Measuring Rim	Approved Rims	Max Load	Max Dual	Max PSI	Load Range	SW	OD	Tread Depth	Ship LBS	UTQG
SCORPION™ STR / LIGHT TRUCK																
16"	1442300	LT265/75R16	RB (A)	123R	Ford Excursion / F250 / F350	7.5	7.0 - 8.0	3415	3085	80.0	E	10.6	31	15/32	48	NONE
17"	1475100	LT265/70R17	RB (A)	121S	Ford Excursion / F250 / F350	8	7.0 - 8.5	3195	2910	80.0	E	10.7	32	15/32	48	NONE

WINTER

Pirelli's Winter range aims to provide the best aspects of Pirelli's high performance driving philosophy during the most challenging winter weather conditions. With an increased focus on stability and achieving ideal braking distances, Pirelli's winter product offerings bring control to the forefront to tackle a more unforgiving environment. Advanced compounds and specialized tread patterns are crafted to manage both lower temperatures and snow accumulation to maintain optimal performance.



P ZERO™ WINTER

High Performance in Winter Conditions



WINTER SOTTOZERO™ 3

Premium & Prestige OE Winter Performance



CINTURATO™ WINTER

Comprehensive Winter Performance



ICE ZERO™ FR

Comprehensive Winter Performance



SCORPION™ WINTER

SUV / CUV OE Winter Performance



Rim	IP Code	Size	Notes	LI/SR(e)	Homologations & Recommendations	Measuring Rim	Approved Rims	Max Load	Max PSI	SW	OD	Tread Depth	Ship LBS	UTQG
P ZERO™ WINTER														
18"	3733300	245/40R18	XL	97V		8.5	8 - 9.5	1609	50	9.8	25.7	10/32	24	NONE
	3733200	245/45R18	XL	100V		8	7.5 - 9	1764	50	9.6	26.7	10/32	26	NONE
19"	3732300	235/35R19	XL	91V		8.5	8 - 9.5	1356	50	9.5	25.5	10/32	15	NONE
	3733000	245/35R19	XL	93V		8.5	8 - 9.5	1433	50	9.8	25.8	10/32	20	NONE
	3732900	255/35R19	XL	96V		9	8.5 - 10	1565	50	10.2	26.0	10/32	24	NONE
	3580200	255/35R19	XL (M01)	96V	Mercedes [C Class (F)/ C Class Coupe (F)]	9	8.5 - 10	1565	50	10.2	26.0	10/32	21	NONE
	3733100	245/40R19	XL	98V		8.5	8 - 9.5	1653	50	9.8	26.7	10/32	23	NONE
	3033600	285/40R19	XL (M01)	107V	Mercedes [GT4 (R)]	10	9.5 - 11	2149	50	11.4	28.0	10/32	33	NONE
	3033700	255/45R19	XL (M01)	104V	Mercedes [GT4 (F)]	8.5	8 - 9.5	1984	50	10.0	28.1	10/32	29	NONE
20"	3732400	255/30R20	XL	92W		9	8.5 - 9.5	1389	50	10.2	26.1	10/32	16	NONE
	3797600	285/30R20	XL (M01)	99W	Mercedes [C Class (R) / C Class Coupe (R)]	10	9.5 - 10.5	1709	50	11.4	26.8	10/32	24	NONE
	3867800	245/35R20		91V		8.5	8 - 9.5	1356	51	9.8	26.8	10/32	21	NONE
	2884000	245/35R20	(NA0)	91V	Porsche [911 (F)]	8.5	8 - 9.5	1356	51	9.8	26.8	10/32	23	NONE
	3867900	255/35R20	XL	97W		9	8.5 - 10	1609	50	10.2	27.0	10/32	22	NONE
	3732500	275/35R20	XL	102W		9.5	9 - 11	1874	50	10.9	27.6	10/32	27	NONE
	3732600	285/35R20	XL	104W		10	9.5 - 11	1984	50	11.4	27.9	10/32	29	NONE
21"	2884200	295/30R21	(NA0)	98V	Porsche [911 (R)]	10.5	10 - 11	1653	51	11.9	28.0	10/32	31	NONE
	3868000	305/30R21		100V		11	10.5 - 11.5	1764	51	12.3	28.2	10/32	29	NONE
22"	2857600	285/30R22	XL ncs (A0)	101W	Audi [A6 (Aa)]	10	9.5 - 10.5	1819	50	11.4	28.8	10/32	31	NONE

Rim	IP Code	Size	Notes	LI/SR(e)	Homologations & Recommendations	Measuring Rim	Approved Rims	Max Load	Max PSI	SW	OD	Tread Depth	Ship LBS	UTQG	
WINTER SOTTOZERO™ 3															
16"	2572900	215/45R16	0	86H		7	7 - 8	1168	44	8.4	23.6	10/32	18	NONE	
	2461900	205/55R16	(*) r-f	91H	Mini Clubman (AA)	6.5	5.5 - 7.5	1356	44	8.4	24.9	10/32	24	NONE	
	2486600	205/55R16	0	91H	Volkswagen Golf (AA)	6.5	5.5 - 7.5	1356	44	8.4	24.9	10/32	21	NONE	
	2662000	205/55R16	(MO)	91H	Mercedes B Class (AA)/CLA (AA)	6.5	5.5 - 7.5	1356	44	8.4	24.9	10/32	21	NONE	
	2192200	215/55R16	0	93H		7	6 - 7.5	1433	44	8.9	25.3	10/32	20	NONE	
	2192300	215/55R16	XL	97H	Volvo S60 (AA)/V60 (AA)	7	6 - 7.5	1609	50	8.9	25.3	10/32	20	NONE	
	2351200	225/55R16	0	95H		7	6 - 8	1521	44	9.2	25.7	10/32	24	NONE	
	2351300	225/55R16	XL	99H		7	6 - 8	1709	50	9.2	25.7	10/32	24	NONE	
	2463000	225/55R16	(MOE) r-f	95H	Mercedes C Class (AA)/C Class Coupe (AA)	7	6 - 8	1521	44	9.2	25.7	10/32	29	NONE	
	2444900	205/60R16	XL s-i	96H	Volkswagen Touran (AA)	6	5.5 - 7.5	1565	50	8.2	25.7	10/32	23	NONE	
	2653100	205/60R16	XL (K1)	96H	Ford Focus (AA) Volvo S60 (AA)/V40 CC (AA)/V60 (AA)	6	5.5 - 7.5	1565	50	8.2	25.7	10/32	22	NONE	
	2728800	205/60R16	r-f	92H		6	5.5 - 7.5	1389	44	8.2	25.7	11/32	28	NONE	
	2862300	205/60R16	XL (*)	96H	BMW [3 Series (AA)]	6	5.5 - 7.5	1565	50	8.2	25.7	11/32	21	NONE	
	2719700	205/60R16	(MO)	92H	Mercedes [B Class (AA)/ CLA (AA)/ A Class (AA)]	6	5.5 - 7.5	1389	44	8.2	25.7	11/32	19	NONE	
	2350800	215/60R16	XL	99H		6.5	6 - 7.5	1709	50	8.7	26.1	10/32	23	NONE	
	2445000	215/60R16	s-i	95H	Volkswagen Passat (AA)	6.5	6 - 7.5	1521	44	8.7	26.1	10/32	26	NONE	
	2573000	235/60R16	0	100H		7	6.5 - 8.5	1764	44	9.4	27.1	10/32	32	NONE	
	2485200	205/65R16	(MO)	95H	Mercedes CLS (AA)/E Class (AA)/E Class Coupe (AA)	6	5.5 - 7.5	1521	44	8.2	26.5	10/32	21	NONE	
	3626500	215/65R16	(KS)	98H		6.5	6 - 7.5	1653	44	8.7	27.0	10/32	26	NONE	
	17"	2573100	205/40R17	XL	84H		7.5	7 - 8	1102	50	8.3	23.5	10/32	14	NONE
		2573200	215/40R17	XL	87H		7.5	7 - 8.5	1201	50	8.6	23.8	10/32	16	NONE
		2853600	255/40R17	XL (N2)	98V	Porsche 911 / 928 / 944 / 964 / 968 / 986 (R)	9	8.5 - 10	1653	50	10.2	25.0	10/32	24	NONE
		2375400	205/45R17	XL r-f	88V		7	6.5 - 7.5	1235	50	8.1	24.3	10/32	22	NONE
		2413100	205/45R17	XL	88V		7	6.5 - 7.5	1235	50	8.1	24.3	10/32	16	NONE
		2573300	215/45R17	XL	91H		7	7 - 8	1356	50	8.4	24.6	10/32	18	NONE
		2192100	225/45R17	XL	94H		7.5	7 - 8.5	1477	50	8.9	25.0	10/32	20	NONE
		2202000	225/45R17	XL	94V		7.5	7 - 8.5	1477	50	8.9	25.0	10/32	20	NONE
		2462100	225/45R17	(*) r-f	91H	Mini Clubman (AA)	7.5	7 - 8.5	1356	44	8.9	25.0	10/32	24	NONE
		2789200	225/45R17	(KS)	91H		7.5	7 - 8.5	1356	44	8.9	25.0	10/32	20	NONE
		2853500	225/45R17	XL (N2)	94V	Porsche 911 / 928 / 944 / 964 / 968 / 986 (R)	7.5	7 - 8.5	1477	50	8.9	25.0	10/32	20	NONE
		2351900	235/45R17	XL	97V		8	7.5 - 9	1609	50	9.3	25.4	10/32	23	NONE
		2352200	245/45R17	XL	99V		8	7.5 - 9	1709	50	9.6	25.7	10/32	24	NONE
2350400		205/50R17	XL	93V	Volvo V40 (AA)	6.5	5.5 - 7.5	1433	50	8.4	25.1	10/32	22	NONE	
2853400		205/50R17	XL (N2)	93V	Porsche 911 / 928 / 944 / 964 / 968 / 986 (F)	6.5	5.5 - 7.5	1433	50	8.4	25.1	10/32	22	NONE	
2350600		215/50R17	XL	95V	Volvo S60 (AA)/V60 (AA)	7	6 - 7.5	1521	50	8.9	25.5	10/32	22	NONE	
2192400		225/50R17	XL	98V	Volvo S80 (AA)/V70 (AA)	7	6 - 8	1653	50	9.2	25.9	10/32	23	NONE	
2201800		225/50R17		94H		7	6 - 8	1477	44	9.2	25.9	10/32	23	NONE	
2445300		225/50R17	XL (A0)	98H	Audi A4 (AA)/A5 (AA)	7	6 - 8	1653	50	9.2	25.9	10/32	22	NONE	
2563800		225/50R17	XL (J)	98H	Jaguar XE (AA)	7	6 - 8	1653	50	9.2	25.9	10/32	22	NONE	
2752000		225/50R17	XL r-f (*)	98H	BMW 3-Series / 3-Series Touring / 4-Series / 4-Series Cabrio (AA)	7	6 - 8	1653	50	9.2	25.9	10/32	26	NONE	
2563900		205/55R17	XL (J)	95H	Jaguar XE (AA)	6.5	5.5 - 7.5	1521	50	8.4	25.9	10/32	22	NONE	
2719800		205/55R17	(MO)	91H		6.5	5.5 - 7.5	1356	44	8.4	25.9	9/32	20	NONE	
2350700		215/55R17	XL	98V		7	6 - 7.5	1653	50	8.9	26.3	10/32	24	NONE	
2445100		215/55R17	s-i	94H	Volkswagen Arteon (AA)/Beetle (AA)/Passat (AA)/Touran (AA)	7	6 - 7.5	1477	44	8.9	26.3	10/32	24	NONE	
2789100		215/55R17	XL (KS)	98H		7	6 - 7.5	1653	50	8.9	26.3	10/32	24	NONE	
2351500		225/55R17	XL	101V		7	6 - 8	1819	50	9.2	26.8	10/32	26	NONE	
2461200		225/55R17	(*) r-f	97H	BMW X1 (AA) Mini Countryman (AA)	7	6 - 8	1609	44	9.2	26.8	10/32	28	NONE	
2461300		225/55R17	(*)	97H	BMW X1 (AA)/X2 (AA)	7	6 - 8	1609	44	9.2	26.8	10/32	23	NONE	
2479800		225/55R17	(*) (MOE) r-f	97H	BMW 5 Series (AA) Mercedes CLS (AA)/E Class (AA)/E Class Coupe (AA)	7	6 - 8	1609	44	9.2	26.8	10/32	29	NONE	
2479900		225/55R17	(*) (MO)	97H	BMW 5 Series (AA) Mercedes CLS (AA)/E Class (AA)/E Class Coupe (AA)	7	6 - 8	1609	44	9.2	26.8	10/32	24	NONE	
2352000		235/55R17	XL	103V	Ford S-Max (AA)	7.5	6.5 - 8.5	1929	50	9.6	27.2	10/32	27	NONE	
2352600	235/55R17		99H		7.5	6.5 - 8.5	1709	44	9.6	27.2	10/32	27	NONE		
2461400	205/60R17	(*)	93H	BMW X1 (AA)/X2 (AA)	6	5.5 - 7.5	1433	44	8.2	26.7	10/32	21	NONE		
2467600	225/60R17	(*)	99H	BMW 6 Series GT (AA)/7 Series (AA)	6.5	6 - 8	1709	44	9.0	27.6	10/32	26	NONE		
2763900	225/60R17	(A0)	99H	Audi A6 (AA)/A7 (AA)	6.5	6 - 8	1709	44	9.0	27.6	10/32	27	NONE		
18"	2397900	255/35R18	XL (M0)	94V	Mercedes SLK (R)	9	8.5 - 10	1477	50	10.2	25.0	10/32	23	NONE	
	2853800	265/35R18	XL (N4)	97V	Porsche 911 / 928 / 944 / 964 / 968 / 986 (R)	9.5	9 - 10.5	1609	50	10.7	25.3	10/32	23	NONE	
	2413000	205/40R18	XL	86V		7.5	7 - 8	1168	50	8.3	24.4	10/32	19	NONE	
	2517100	205/40R18	XL r-f	86V		7.5	7 - 8	1168	50	8.3	24.4	10/32	18	NONE	
	3586000	215/40R18	XL	89V		7.5	7 - 8.5	1279	50	8.6	24.8	10/32	21	NONE	
	2414400	225/40R18	XL (A0)	92V	Audi A3 (AA) Volkswagen Golf (AA)	8	7.5 - 9	1389	50	9.1	25.1	10/32	23	NONE	
	2462000	225/40R18	XL (*) r-f	92V	Mini Clubman (AA)	8	7.5 - 9	1389	50	9.1	25.1	10/32	23	NONE	

Rim	IP Code	Size	Notes	LI/SR(e)	Homologations & Recommendations	Measuring Rim	Approved Rims	Max Load	Max PSI	SW	OD	Tread Depth	Ship LBS	UTQG
WINTER SOTTOZERO™ 3 (CONTINUED)														
	2554100	225/40R18	XL	92H	Volkswagen Golf (AA)	8	7.5 - 9	1389	50	9.1	25.1	10/32	23	NONE
	2853700	225/40R18	XL (N4)	92V	Porsche 911 / 928 / 944 / 964 / 968 / 986 (F)	8	7.5 - 9	1389	50	9.1	25.1	10/32	21	NONE
	3149000	225/40R18	XL (KS)	92V		8	7.5 - 9	1389	50	9.1	25.1	10/32	20	NONE
	2398000	235/40R18	XL (MO)	95V	Mercedes C Class (AA)/Cla (AA)/SLK (F) Volvo S60 (AA)/V60 (AA)	8.5	8 - 9.5	1521	50	9.5	25.4	10/32	20	NONE
	2309700	245/40R18	XL (AO)	97V	Audi A4 (AA)/A5 (AA)	8.5	8 - 9.5	1609	50	9.8	25.7	10/32	25	NONE
	2424700	245/40R18	XL r-f	97V		8.5	8 - 9.5	1609	50	9.8	25.7	10/32	30	NONE
	2444800	245/40R18	XL (MO)	97V	Mercedes C Class (R)/C Class Coupe (R)	8.5	8 - 9.5	1609	50	9.8	25.7	10/32	25	NONE
	2563500	245/40R18	XL (J)	97H	Jaguar XE (R)	8.5	8 - 9.5	1609	50	9.8	25.7	10/32	25	NONE
	2207900	255/40R18	r-f (AR)	95H	Alfa Romeo Giulia (R)	9	8.5 - 10	1521	44	10.2	26.0	10/32	29	NONE
	2813900	255/40R18	XL r-f (*)	99V	BMW [3 Series (R)/ 3 Series Touring (R)]	9	8.5 - 10	1709	50	10.2	26.0	10/32	27	NONE
	2397400	275/40R18	XL (J)	103V	Jaguar F-Type (R)	9.5	9 - 11	1929	50	10.9	26.7	10/32	28	NONE
	2713600	275/40R18	XL (MO)	103V	Mercedes CLS (R)/E Class (R)/E Class Coupe (R)	9.5	9 - 11	1929	50	10.9	26.7	10/32	26	NONE
	2729200	275/40R18	XL r-f (e)	103V(e)		9.5	9 - 11	1929	50	10.9	26.7	10/32	36	NONE
	3120300	275/40R18	XL r-f (*)	103V	BMW 8 Series Coupe (R)	9.5	9 - 11	1929	50	10.9	26.7	11/32	31	NONE
	2351100	225/45R18	XL	95V	Volvo V40 Cc (AA)	7.5	7 - 8.5	1521	50	8.9	25.9	10/32	24	NONE
	2463100	225/45R18	XL (MOE) r-f	95H	Mercedes C Class (AA)/C Class Coupe (AA)	7.5	7 - 8.5	1521	50	8.9	25.9	10/32	26	NONE
	2544800	225/45R18	XL (MO)	95H	Mercedes C Class (AA)/C Class Coupe (AA)	7.5	7 - 8.5	1521	50	8.9	25.9	10/32	24	NONE
	2544900	225/45R18	XL (MO)	95V	Mercedes C Class (F)/C Class Coupe (F)	7.5	7 - 8.5	1521	50	8.9	25.9	10/32	24	NONE
	2563700	225/45R18	XL (J)	95H	Jaguar XE (F)(AA)	7.5	7 - 8.5	1521	50	8.9	25.9	10/32	24	NONE
	2719600	225/45R18	(MO)	91H		7.5	7 - 8.5	1356	44	8.9	25.9	10/32	20	NONE
	2821000	225/45R18	(AR) r-f	91H	Alfa Romeo Giulia (F)(AA)	7.5	7 - 8.5	1356	44	8.9	25.9	10/32	25	NONE
	2751900	225/45R18	XL r-f (*)	95V	BMW [3 Series (F)/ 3 Series Touring (F)]	7.5	7 - 8.5	1521	50	8.9	25.9	10/32	26	NONE
	2814100	225/45R18	XL r-f (*)	95H	BMW [3 Series (AA)/ 3 Series Touring (AA)]	7.5	7 - 8.5	1521	50	8.9	25.9	10/32	26	NONE
	2538800	235/45R18	s-i	94V	Volkswagen Beetle (AA)/Passat (AA)	8	7.5 - 9	1477	51	9.3	26.3	10/32	23	NONE
	3634800	235/45R18	XL	98V		8	7.5 - 9	1653	50	9.3	26.3	11/32	23	NONE
	3608800	235/45R18	XL ncs (TO) elt	98V	Tesla [Model 3 (AA)]	8	7.5 - 9	1653	50	9.3	26.3	11/32	23	NONE
	2479600	245/45R18	XL (*) (MOE) r-f	100V	BMW 5 Series (AA)/8 Series Coupe (F) Mercedes CLS (AA)/E Class (AA)/E Class Coupe (AA)	8	7.5 - 9	1764	50	9.6	26.7	10/32	29	NONE
	2479700	245/45R18	XL (*) (MO)	100V	BMW 5 Series (AA) Mercedes CLS (F)(AA)/E Class (F)(AA)/E Class Coupe (F)(AA)	8	7.5 - 9	1764	50	9.6	26.7	10/32	22	NONE
	2513400	245/45R18	XL (J)	100V	Jaguar F-Type (F)/XF (AA) Volvo S90 (AA)/V90 (AA)	8	7.5 - 9	1764	50	9.6	26.7	10/32	25	NONE
	2753000	245/45R18	s-i	96V		8	7.5 - 9	1565	51	9.6	26.7	10/32	27	NONE
	2564800	275/45R18	XL (MGT)	107V	Maserati Ghibli (R)	9	8.5 - 10.5	2149	50	10.7	27.8	10/32	31	NONE
	2729300	215/50R18	0	92V		7	6 - 7.5	1389	51	8.9	26.5	10/32	22	NONE
	2393600	225/50R18	XL (AO)	99H	Audi Q3 (AA)	7	6 - 8	1709	50	9.2	26.9	10/32	24	NONE
	2461100	225/50R18	(*) r-f	95H	BMW X1 (AA)/X2 (AA)	7	6 - 8	1521	44	9.2	26.9	10/32	28	NONE
	2564700	235/50R18	XL (MGT)	101V	Maserati Ghibli (F)(AA)	7.5	6.5 - 8.5	1819	50	9.6	27.3	10/32	27	NONE
	2463500	245/50R18	XL (MOE) r-f	104V	Mercedes S Class (AA)	7.5	7 - 8.5	1984	50	10.0	27.7	10/32	35	NONE
	2467300	245/50R18	(*) r-f	100H	BMW 6 Series GT (AA)/7 Series (AA)	7.5	7 - 8.5	1764	44	10.0	27.7	10/32	36	NONE
	2467500	245/50R18	(*)	100H	BMW 6 Series GT (AA)/7 Series (AA)	7.5	7 - 8.5	1764	44	10.0	27.7	10/32	27	NONE
	2428000	215/55R18	XL (MO)	99V	Mercedes GLA Class (AA)	7	6 - 7.5	1709	50	8.9	27.3	10/32	25	NONE
	2434900	215/55R18		95H		7	6 - 7.5	1521	44	8.9	27.3	10/32	25	NONE
	2573400	225/55R18	0	98H		7	6 - 8	1653	44	9.2	27.8	10/32	27	NONE
	2763800	225/55R18	XL (AO)	102V	Audi A6 (AA)/A7 (AA)	7	6 - 8	1874	50	9.2	27.8	10/32	26	NONE
	2618300	225/60R18	XL (*) r-f	104H	BMW X3 (AA)/X4 (AA)	6.5	6 - 8	1984	50	9.0	28.6	10/32	34	NONE
	2618400	225/60R18	XL (*)	104H	BMW X3 (AA)/X4 (AA)	6.5	6 - 8	1984	50	9.0	28.6	10/32	26	NONE
	2573500	225/60R18		100H		6.5	6 - 8	1764	44	9.0	28.6	10/32	27	NONE
19"	2404500	235/35R19	XL	91W	Mclaren 650S (F)/MP4-12C (F)/P1 (F)	8.5	8 - 9.5	1356	50	9.5	25.5	10/32	20	NONE
	2553200	235/35R19	XL (R01)	91V	Audi A3 (AA)	8.5	8 - 9.5	1356	50	9.5	25.5	10/32	24	NONE
	2689300	235/35R19	XL (MC)	91W	Mclaren 540C (F)/570GT (F)/570S (F)	8.5	8 - 9.5	1356	50	9.5	25.5	10/32	21	NONE
	2499400	245/35R19	XL (L)	93W	Lamborghini Huracan (F)	8.5	8 - 9.5	1433	50	9.8	25.8	10/32	23	NONE
	2530700	245/35R19	XL r-f (e)	93H(e)		8.5	8 - 9.5	1433	50	9.8	25.8	10/32	26	NONE
	2564000	255/35R19	XL (J)	96H	Jaguar XE (R)	9	8.5 - 10	1565	50	10.2	26.0	10/32	24	NONE
	2729100	255/35R19	XL r-f (e)	96H(e)		9	8.5 - 10	1565	50	10.2	26.0	10/32	28	NONE
	3138400	255/35R19	r-f (AR)	92H	Alfa Romeo Giulia (R)	9	8.5 - 10	1389	44	10.2	26.0	10/32	27	NONE
	2397500	275/35R19	(J)	96V	Jaguar F-Type (R)	9.5	9 - 11	1565	51	10.9	26.6	10/32	26	NONE
	2896300	275/35R19	XL (*) (MOE) r-f	100V	BMW 5 Series (R)/ 8 Series Coupe (R) Mercedes CLS (R)/ E Class (R)/ E Class Coupe (R)	9.5	9 - 11	1764	50	10.9	26.6	10/32	30	NONE
	2551900	305/35R19	(L)	102W	Lamborghini Huracan (R)	11	10 - 12	1874	51	12.3	27.4	10/32	30	NONE
	2530600	225/40R19	XL r-f (e)	93H(e)		8	7.5 - 9	1433	50	9.1	26.1	10/32	27	NONE
	2563600	225/40R19	XL (J)	93H	Jaguar XE (F)	8	7.5 - 9	1433	50	9.1	26.1	10/32	23	NONE
	2691400	225/40R19	XL (AO)	93V	Audi TT (AA)	8	7.5 - 9	1433	50	9.1	26.1	10/32	23	NONE
	2984800	225/40R19	XL (MO)	93H		8	7.5 - 9	1433	50	9.1	26.1	10/32	20	NONE
	3138500	225/40R19	r-f (AR)	89H	Alfa Romeo Giulia (F)	8	7.5 - 9	1279	44	9.1	26.1	10/32	25	NONE


Rim	IP Code	Size	Notes	LI/SR(e)	Homologations & Recommendations	Measuring Rim	Approved Rims	Max Load	Max PSI	SW	OD	Tread Depth	Ship LBS	UTQG
WINTER SOTTOZERO™ 3 (CONTINUED)														
	2742600	235/40R19	XL	96V		8.5	8 - 9.5	1565	50	9.5	26.4	10/32	22	NONE
	3559100	235/40R19	XL ncs (T0) elt	96V	Tesla [Model 3 (AA)]	8.5	8 - 9.5	1565	50	9.5	26.4	10/32	23	NONE
	2397600	245/40R19	(J)	94V	Jaguar F-Type (F)	8.5	8 - 9.5	1477	51	9.8	26.7	10/32	24	NONE
	2485300	245/40R19	XL (*) (MOE) r-f	98V	BMW 5 Series (F)/8 Series Coupe (F) Mercedes CLS (F)/E Class (F)/E Class Coupe (F)	8.5	8 - 9.5	1653	50	9.8	26.7	10/32	28	NONE
	2681900	245/40R19	XL (J)	98H	Jaguar XF (AA)	8.5	8 - 9.5	1653	50	9.8	26.7	10/32	23	NONE
	2377000	255/40R19	XL (R01)	100V	Audi Q3 (AA)	9	8.5 - 10	1764	50	10.2	27.0	10/32	26	NONE
	2393000	255/40R19	r-f (e)	96V(e)		9	8.5 - 10	1565	51	10.2	27.0	10/32	32	NONE
	2569600	275/40R19	(MGT)	101W	Maserati Ghibli (R)/Quattroporte (R)	9.5	9 - 11	1819	51	10.9	27.7	10/32	30	NONE
	2728900	275/40R19	XL r-f	105V		9.5	9 - 11	2039	50	10.9	27.7	10/32	33	NONE
	2392900	225/45R19	XL r-f (e)	96V(e)		7.5	7 - 8.5	1565	50	8.9	27.0	10/32	30	NONE
	3266200	225/45R19	XL r-f (*)	96V	BMW [X2 (AA)]	7.5	7 - 8.5	1565	50	8.9	27.0	10/32	26	NONE
	2428100	235/45R19	XL (M0)	99V	Mercedes GLA Class (AA)	8	7.5 - 9	1709	50	9.3	27.4	10/32	26	NONE
	2530500	235/45R19	r-f	95H		8	7.5 - 9	1521	44	9.3	27.4	10/32	29	NONE
	2398300	245/45R19	XL (*) r-f (e)	102V(e)	BMW 6 Series GT (AA)/7 Series (AA)	8	7.5 - 9	1874	50	9.6	27.7	10/32	31	NONE
	2463400	245/45R19	XL (MOE) r-f	102V	Mercedes S Class (AA)	8	7.5 - 9	1874	50	9.6	27.7	10/32	30	NONE
	2569500	245/45R19	(MGT)	98W	Maserati Ghibli (F)/Quattroporte (F)	8	7.5 - 9	1653	51	9.6	27.7	10/32	27	NONE
	2678200	245/45R19	XL (M0)	102V	Mercedes S Class (AA)	8	7.5 - 9	1874	50	9.6	27.7	10/32	27	NONE
	2763700	245/45R19	XL (A0)	102V	Audi A6 (AA)/A7 (AA)	8	7.5 - 9	1874	50	9.6	27.7	10/32	26	NONE
	2897200	245/45R19	XL r-f	102V		8	7.5 - 9	1874	50	9.6	27.7	10/32	33	NONE
	2424400	255/45R19	XL (M0)	104V	Mercedes S Class (AA)	8.5	8 - 9.5	1984	50	10.0	28.1	10/32	27	NONE
	2618500	245/50R19	XL (*) r-f	105V	BMW X3 (AA)/X4 (AA)	7.5	7 - 8.5	2039	50	10.0	28.7	10/32	34	NONE
20"	2309900	245/30R20	XL (L)	90W	Lamborghini Huracan (F)	8.5	8 - 9	1323	50	9.8	25.8	10/32	22	NONE
	2499600	255/30R20	XL (L)	92W	Lamborghini Aventador (F)	9	8.5 - 9.5	1389	50	10.2	26.1	10/32	18	NONE
	2413200	265/30R20	XL	94W		9.5	9 - 10	1477	50	10.7	26.3	10/32	26	NONE
	2495300	285/30R20	XL (J)	99V	Jaguar F-Type (R)	10	9.5 - 10.5	1709	50	11.4	26.8	10/32	24	NONE
	2516100	295/30R20	XL (J)	101W	Jaguar F-Type (R)	10.5	10 - 11	1819	50	11.9	27.0	10/32	28	NONE
	2310000	305/30R20	XL (L)	103W	Lamborghini Huracan (R) McLaren 650S (R)/MP4-12C (R)/P1 (R)	11	10.5 - 11.5	1929	50	12.3	27.2	10/32	29	NONE
	3647200	235/35R20	XL	92W		8.5	8 - 9.5	1389	50	9.5	26.5	9/32	22	NONE
	2416300	255/35R20	XL (*)	97V	BMW 5 Series (AA)/6 Series (AA)	9	8.5 - 10	1609	50	10.2	27.0	10/32	26	NONE
	2495200	255/35R20	XL (J)	97V	Jaguar F-Type (F)	9	8.5 - 10	1609	50	10.2	27.0	10/32	22	NONE
	2515800	255/35R20	XL (J)	97W	Jaguar F-Type (F)/XF (AA)	9	8.5 - 10	1609	50	10.2	27.0	10/32	25	NONE
	2775000	275/35R20	XL r-f	102V		9.5	9 - 11	1874	50	10.9	27.6	10/32	32	NONE
	2310900	285/35R20	XL (M0)	104V	Mercedes S Class (R)	10	9.5 - 11	1984	50	11.4	27.9	10/32	28	NONE
	2560000	285/35R20	XL (MC)	104W	McLaren 540C (R)/570GT (R)/570S (R)	10	9.5 - 11	1984	50	11.4	27.9	10/32	31	NONE
	2572100	285/35R20	(MGT)	100W	Maserati Ghibli (R)/Quattroporte (R)	10	9.5 - 11	1764	51	11.4	27.9	10/32	29	NONE
	2572000	245/40R20	XL (MGT)	99W	Maserati Ghibli (F)/Quattroporte (F)	8.5	8 - 9.5	1709	50	9.8	27.7	10/32	24	NONE
	2774900	245/40R20	XL r-f	99V		8.5	8 - 9.5	1709	50	9.8	27.7	10/32	30	NONE
	2370800	255/40R20	XL (M0)	101V	Mercedes S Class (F)	9	8.5 - 10	1819	50	10.2	28.0	10/32	27	NONE
	3123800	255/40R20	XL (A0)	101W	Audi A6 (AA)/ A7 (AA)	9	8.5 - 10	1819	51	10.2	28.0	11/32	26	NONE
	3585900	275/40R20	XL r-f	106V		9.5	9 - 11	2094	50	10.9	28.7	9/32	37	NONE
	3256300	245/45R20	XL r-f	103V		8	7.5 - 9	1929	50	9.6	28.7	10/32	32	NONE
	2532800	255/45R20	XL (*) r-f (e)	105V(e)	Rolls-Royce Dawn (AA)/Ghost (AA)/Wraith (AA)	8.5	8 - 9.5	2039	50	10.0	29.1	10/32	35	NONE
21"	2499700	355/25R21	XL (L)	107W	Lamborghini Aventador (R)	13	12.5 - 13.5	2149	50	14.4	28.0	10/32	33	NONE
	2428400	285/30R21	XL (R01)ncs	100W	Audi A6 (AA)	10	9.5 - 10.5	1764	50	11.4	27.8	10/32	31	NONE
	2571900	285/30R21	XL (MGT)	100W	Maserati Ghibli (R)/Quattroporte (R)	10	9.5 - 10.5	1764	50	11.4	27.8	10/32	30	NONE
	2523000	315/30R21	XL (N0)	105V	Porsche Panamera (R)	11	10.5 - 11.5	2039	50	12.6	28.5	10/32	32	NONE
	2571800	245/35R21	XL (MGT)	96W	Maserati Ghibli (F)/Quattroporte (F)	8.5	8 - 9.5	1565	50	9.8	27.8	10/32	25	NONE
	2413300	265/35R21	XL	101W		9.5	9 - 10.5	1819	50	10.7	28.3	9/32	28	NONE
	2405200	275/35R21	XL	103W		9.5	9 - 11	1929	50	10.9	28.5	10/32	30	NONE
	2522700	275/35R21	XL (N0)	103V	Porsche Panamera (F)	9.5	9 - 11	1929	50	10.9	28.5	10/32	29	NONE
	2615500	275/35R21	XL (R01)	103W	Audi A8 (AA)	9.5	9 - 11	1929	50	10.9	28.5	10/32	29	NONE
	2679400	305/35R21	XL (B)	109W	Bentley GT (R)	11	10 - 12	2271	50	12.3	29.4	10/32	33	NONE
	3585700	245/40R21	XL r-f (e)	100V		8.5	8 - 9.5	1764	50	9.8	28.7	9/32	33	NONE
	2679500	265/40R21	XL (B)	105W	Bentley GT (F)	9.5	9 - 10.5	2039	50	10.7	29.3	10/32	30	NONE

THE OPTIMAL ROUTE TO YOUR WINTER DESTINATION

The Pirelli **WINTER SOTTOZERO™ SERIE II** is an ideal choice for sports cars and top end vehicles, balancing performance, control and respect for the environment. Its asymmetric tread pattern is divided into two distinct elements; the inner area promotes water expulsion while the external area, with its more rigid and spaced blocks, is designed to provide high levels of grip on snow.

WINTER SOTTOZERO Serie II

PERFORMANCE[^]



AVAILABLE TECHNOLOGIES

RUN FLAT

No pressure drive

HOMOLOGATIONS

ALFA ROMEO	JAGUAR
ALPINA	LAMBORGHINI
ASTON MARTIN	MASERATI
AUDI	MCLAREN
BENTLEY	MERCEDES
BMW	MINI
FERRARI	PORSCHE

 CAR —  WINTER —  POWER CONTROL



1 OVERALL WINTER PERFORMANCE

The patented sipe construction technology aims to increase the contact area which, combined with tire rigidity even on irregular roads, is designed to improve grip, stability and braking performance.

2 SNOW CONTROL

The inclined internal grooves reduce cabin noise and increase lateral grip, for improved snow traction.

3 CONTROL IN WET AND DRY CONDITIONS

The longitudinal external grooves are designed to reduce the risk of hydroplaning while two central ribs increase tire rigidity to enhance handling in dry conditions.

Rim	IP Code	Size	Notes	LI/SR(e)	Homologations & Recommendations	Measuring Rim	Approved Rims	Max Load	Max PSI	SW	OD	Tread Depth	Ship LBS	UTQG
WINTER SOTTOZERO™ SERIE II W210														
16"	2073000	225/55R16	(AO)(MO)	95H	Audi A4 (AA) Mercedes E Class (AA)	7	6 - 8	1521	44	9.2	25.7	11/32	22	NONE
	2072900	205/60R16	(AO)(MO)	92H	Audi A4 (AA) Mercedes E Class (AA)	6	5.5 - 7.5	1389	44	8.2	25.7	11/32	21	NONE
	2001600	225/60R16	(AO)	98H	Audi A6 (AA)	6.5	6 - 8	1653	44	9.0	26.6	11/32	24	NONE
17"	2056900	225/45R17	(MO)	91H	Mercedes C Class (AA)/SLK (AA)	7.5	7 - 8.5	1356	44	8.9	25.0	11/32	20	NONE
	1817400	245/45R17	XL (MO)	99H	Mercedes E Class (AA)/SI (AA)	8	7.5 - 9	1709	50	9.6	25.7	11/32	25	NONE
	1919800	205/50R17	XL (MOE) r-f	93H	Mercedes B Class (AA)/Cla (AA)	6.5	5.5 - 7.5	1433	50	8.4	25.1	11/32	23	NONE
	1957200	205/50R17	XL (MO)	93H	Mercedes B Class (AA)/Cla (AA)	6.5	5.5 - 7.5	1433	50	8.4	25.1	11/32	19	NONE
	1877000	225/50R17	r-f(*)	94H	BMW 3 Series (AA)/4 Series (AA)/5 Series (AA)/X1 (AA)	7	6 - 8	1477	44	9.2	25.9	11/32	28	NONE
	1954700	225/50R17	(*)	94H	BMW 3 Series (AA)/4 Series (AA)/X1 (AA)	7	6 - 8	1477	44	9.2	25.9	11/32	23	NONE
	2160000	205/55R17	(*)	91H	Mini Countryman (AA)/Paceman (AA)	6.5	5.5 - 7.5	1356	44	8.4	25.9	11/32	22	NONE
	2281800	205/55R17	(*) r-f	91H	Mini Countryman (AA)/Paceman (AA)	6.5	5.5 - 7.5	1356	44	8.4	25.9	11/32	27	NONE
	2049200	225/55R17	(*)	97H	BMW 3 Series GT (AA)/5 Series (AA)	7	6 - 8	1609	44	9.2	26.8	11/32	25	NONE
	2051800	225/55R17	(AO)	97H	Audi A4 Allroad (AA)/A6 (AA)	7	6 - 8	1609	44	9.2	26.8	11/32	25	NONE
	2159900	225/55R17	(*) r-f	97H	BMW 3 Series GT (AA)/5 Series (AA)	7	6 - 8	1609	44	9.2	26.8	11/32	30	NONE
	2001500	235/55R17	(AO)	99H	Audi A7 (AA)	7.5	6.5 - 8.5	1709	44	9.6	27.2	11/32	24	NONE
	2075500	215/60R17	(AO)	96H	Audi Q3 (AA)	6.5	6 - 7.5	1565	44	8.7	27.2	11/32	25	NONE
	2001400	225/60R17	(*)	99H	BMW X3 (AA)/X4 (AA)	6.5	6 - 8	1709	44	9.0	27.6	11/32	29	NONE
	2281900	225/60R17	(*) r-f	99H	BMW X3 (AA)/X4 (AA)	6.5	6 - 8	1709	44	9.0	27.6	10/32	36	NONE
	2157800	205/65R17	(*) (KA)	96H	BMW X3 (AA)/X4 (AA)	6	5.5 - 7.5	1565	44	8.2	27.5	11/32	25	NONE
	1951900	225/65R17	(AO)	102H	Audi Q5 (AA)	6.5	6 - 8	1874	44	9.0	28.1	11/32	29	NONE
18"	1817600	245/40R18	XL (MO)	97H	Mercedes E Class (AA)	8.5	8 - 9.5	1609	50	9.8	25.7	11/32	25	NONE
	1935200	255/40R18	r-f (e)	95H(e)		9	8.5 - 10	1521	44	10.2	26.0	10/32	29	NONE
	2281700	225/45R18	(*) r-f	91H	BMW X1 (AA)	7.5	7 - 8.5	1356	44	8.9	25.9	10/32	25	NONE
	2414000	225/45R18	XL (MOE) r-f	95H	Mercedes C Class (AA)/C Class Coupe (AA)	7.5	7 - 8.5	1521	50	8.9	25.9	10/32	25	NONE
	2008800	225/50R18	XL (AO)	99H	Audi A6 (AA)	7	6 - 8	1709	50	9.2	26.9	11/32	24	NONE
	2282000	245/50R18	(*) r-f	100H	BMW 5 Series GT (AA)/7 Series (AA)/X3 (AA)/X4 (AA)	7.5	7 - 8.5	1764	44	10.0	27.7	10/32	35	NONE
	1885500	235/55R18	XL (AO)	104H	Audi A8 (AA) Volkswagen Tiguan (AA)	7.5	6.5 - 8.5	1984	50	9.6	28.1	11/32	29	NONE
19"	1817700	235/50R19	XL (AO)	103H	Audi A8 (AA) Volkswagen Tiguan (AA)	7.5	6.5 - 8.5	1929	50	9.6	28.3	11/32	28	NONE
	1928500	235/50R19	(MO)	99H	Mercedes GLK (AA)	7.5	6.5 - 8.5	1709	44	9.6	28.3	11/32	28	NONE

WINTER SOTTOZERO™ SERIE II W240														
16"	2924000	225/50R16	XL (N1)	96V		7	6 - 8	1565	50	9.2	24.9	11/32	22	NONE
	2027800	205/55R16	XL (N1)	94V	Porsche 914 / 924 / 928 / 944 / 911 / 912 / 964 (F)/Boxster (F)	6.5	5.5 - 7.5	1477	50	8.4	24.9	11/32	20	NONE
17"	1822500	235/50R17	(NO)	96V	Porsche Boxster (R)/Cayman (R)	7.5	6.5 - 8.5	1565	51	9.6	26.3	10/32	27	NONE
	1822400	205/55R17	(NO)	91V	Porsche Boxster (F)/Cayman (F)	6.5	5.5 - 7.5	1356	51	8.4	25.9	10/32	22	NONE
	2157300	245/55R17	(MO)	102V	Mercedes S Class (AA)	7.5	7 - 8.5	1874	51	10.0	27.6	11/32	26	NONE
18"	1842300	245/35R18	XL r-f (e)	92V		8.5	8 - 9.5	1389	50	9.8	24.8	11/32	22	NONE
	1859000	255/35R18	XL r-f (e)	94V		9	8.5 - 10	1477	50	10.2	25.0	10/32	27	NONE
	2659100	285/35R18	XL (MO)	101V	Mercedes [C Class (R)/ C Class Coupe (R)]	10	9.5 - 11	1819	50	11.4	25.9	10/32	27	NONE
	1850200	295/35R18	(N2)	99V	Porsche 911 (R)	10.5	10 - 11.5	1709	51	11.9	26.1	10/32	28	NONE
	2135900	225/40R18	XL r-f(*) (e)	92V	BMW 1 Series (AA)/2 Series (AA) Mini Clubman (AA)	8	7.5 - 9	1389	50	9.1	25.1	11/32	24	NONE
	1821900	235/40R18	(N1)	91V	Porsche 911 (F)/Boxster (F)/Cayman (F)	8.5	8 - 9.5	1356	51	9.5	25.4	11/32	22	NONE
	1850000	235/40R18	(N2)	91V	Porsche 911 (F)	8.5	8 - 9.5	1356	51	9.5	25.4	11/32	22	NONE
	2592200	245/40R18	XL (MO)	97V	Mercedes C Class (F)/C Class Coupe (F)	8.5	8 - 9.5	1609	50	9.8	25.7	11/32	25	NONE
	1822000	255/40R18	(N1)	95V	Porsche Boxster (R)/Cayman (R)	9	8.5 - 10	1521	51	10.2	26.0	10/32	25	NONE
	1865500	255/40R18	XL (MO)	99V	Mercedes C Class (F)/C Class Coupe (F)/E Class (AA)/SI (AA)	9	8.5 - 10	1709	50	10.2	26.0	10/32	27	NONE
	1822100	265/40R18	(N1)	97V	Ferrari 348 (R)/F355 (R) Porsche 911 (R)	9.5	9 - 10.5	1609	51	10.7	26.3	10/32	26	NONE
	2592100	265/40R18	XL (MO)	101V	Mercedes C Class (R)/C Class Coupe (R)	9.5	9 - 10.5	1819	50	10.7	26.3	10/32	26	NONE
	2285200	215/45R18	XL (MO)	93V	Mercedes Cla (AA)	7	7 - 8	1433	50	8.4	25.6	11/32	22	NONE
	2354900	225/45R18	XL (*) r-f	95V	BMW 3 Series (AA)/4 Series (AA)	7.5	7 - 8.5	1521	50	8.9	25.9	11/32	26	NONE
	1864600	235/45R18	(NO)	94V	Porsche 718 Boxster (F)/718 Cayman (F)/Boxster (F)/Cayman (F)	8	7.5 - 9	1477	51	9.3	26.3	11/32	23	NONE
	1962300	235/45R18	XL	98V		8	7.5 - 9	1653	50	9.3	26.3	11/32	24	NONE
	2093900	245/45R18	XL r-f(*) (e)	100V	BMW 5 Series (AA)	8	7.5 - 9	1764	50	9.6	26.7	11/32	30	NONE
	1864800	265/45R18	(NO)	101V	Porsche 718 Boxster (R)/718 Cayman (R)/Boxster (R)/Cayman (R)	9	8.5 - 10	1819	51	10.5	27.4	11/32	30	NONE
	1841000	275/45R18	(NO)	103V	Porsche Panamera (R)	9	8.5 - 10.5	1929	51	10.7	27.8	11/32	28	NONE
	1840900	245/50R18	(NO)	100V	Porsche Panamera (F)	7.5	7 - 8.5	1764	51	10.0	27.7	10/32	28	NONE
19"	2693900	285/30R19	XL (AR)	98V	Alfa Romeo Giulia (R)	10	9.5 - 10.5	1653	50	11.4	25.8	10/32	26	NONE
	3285400	285/30R19	XL (MO)	98V	Mercedes C Class (R)/C Class Coupe (R)	10	9.5 - 10.5	1653	50	11.4	25.8	10/32	26	NONE
	1822200	295/30R19	XL (N1)	100V	Porsche 911 (R)	10.5	10 - 11	1764	50	11.9	26.0	10/32	29	NONE
	1962000	295/30R19	XL (L)	100V	Lamborghini Gallardo (R)	10.5	10 - 11	1764	50	11.9	26.0	10/32	28	NONE
	1821800	235/35R19	(N1)	87V	Mclaren 650S (F)/MP4-12C (F) Porsche 911 (F)	8.5	8 - 9.5	1201	51	9.5	25.5	10/32	22	NONE
	1857700	235/35R19	XL (L)	91V	Lamborghini Gallardo (F)	8.5	8 - 9.5	1356	50	9.5	25.5	10/32	22	NONE
	2694000	245/35R19	XL (AR)	93V	Alfa Romeo Giulia (F)	8.5	8 - 9.5	1433	50	9.8	25.8	10/32	22	NONE
	1863100	255/35R19	XL (MO)	96V	Mercedes C Class (F)/C Class Coupe (F)/CLS (F)/E Class (F)/GT (F)/SI (F)(AA)	9	8.5 - 10	1565	50	10.2	26.0	10/32	27	NONE

Rim	IP Code	Size	Notes	LI/SR(e)	Homologations & Recommendations	Measuring Rim	Approved Rims	Max Load	Max PSI	SW	OD	Tread Depth	Ship LBS	UTQG
WINTER SOTTOZERO™ SERIE II W240 (CONTINUED)														
	1931600	285/35R19	(N0)	99V	Porsche 911 (R)	10	9.5 - 11	1709	51	11.4	26.9	10/32	29	NONE
	1864400	295/35R19	(N0)	100V	Porsche 911 (R)	10.5	10 - 11.5	1764	51	11.9	27.1	10/32	29	NONE
	2647900	295/35R19	XL (M0)	104V	Mercedes GT (R)	10.5	10 - 11.5	1984	50	11.9	27.1	10/32	30	NONE
	1864500	235/40R19	(N0)	92V	Porsche 911 (F)	8.5	8 - 9.5	1389	51	9.5	26.4	11/32	24	NONE
	2714200	235/40R19	XL (A0)	96V	Audi A4 (AA)/A5 (AA)	8.5	8 - 9.5	1565	50	9.5	26.4	11/32	26	NONE
	2012000	255/40R19	XL (*)	100V	BMW 5 Series (AA)/6 Series (AA)	9	8.5 - 10	1764	50	10.2	27.0	12/32	27	NONE
	1863200	275/40R19	XL (M0)	105V	Mercedes S Class (R)	9.5	9 - 11	2039	50	10.9	27.7	10/32	29	NONE
	2155500	275/40R19	XL r-f(*) (e)	105V	BMW 5 Series GT (R)/7 Series (R)/X3 (R)/X4 (R)	9.5	9 - 11	2039	50	10.9	27.7	11/32	36	NONE
	2391100	285/40R19	(N0)	103V	Porsche Panamera (R)	10	9.5 - 11	1929	51	11.4	28.0	10/32	28	NONE
	2049900	245/45R19	XL r-f(*) (e)	102V	BMW 5 Series GT (AA)/7 Series (F)(AA)/X3 (F)(AA)/X4 (F)(AA)	8	7.5 - 9	1874	50	9.6	27.7	10/32	33	NONE
	2391000	255/45R19	(N0)	100V	Porsche Panamera (F)	8.5	8 - 9.5	1764	51	10.0	28.1	10/32	29	NONE
20"	2265700	275/30R20	XL r-f	97V		9.5	9 - 10	2271	50	10.9	26.5	10/32	29	NONE
	1864300	295/30R20	(N0)	97V	Porsche 911 (R)	10.5	10 - 11	1609	51	11.9	27.0	10/32	30	NONE
	1864700	245/35R20	(N0)	91V	Porsche 911 (F)	8.5	8 - 9.5	1356	51	9.8	26.8	10/32	24	NONE
	2265800	245/35R20	XL r-f	95V		8.5	8 - 9.5	1819	50	9.8	26.8	10/32	27	NONE
	2313600	265/35R20	XL	99V		9.5	9 - 10.5	1709	50	10.7	27.3	11/32	30	NONE
	1877700	275/35R20	XL	102V	Jaguar XJ (R)	9.5	9 - 11	1874	50	10.9	27.6	10/32	28	NONE
	2809100	275/35R20	XL r-f (*) (e)	102V		9.5	9 - 11	1874	50	10.9	27.6	10/32	34	NONE
	1848800	285/35R20	XL (N0)	104V	Porsche Panamera (R)	10	9.5 - 11	1984	50	11.4	27.9	10/32	30	NONE
	2391300	285/35R20	XL (N1)	104V	Porsche Panamera (R)	10	9.5 - 11	1984	50	11.4	27.9	10/32	30	NONE
	1877800	245/40R20	XL	99V	Jaguar XJ (F) Mercedes S Class (AA)	8.5	8 - 9.5	1709	50	9.8	27.7	11/32	25	NONE
	2809000	245/40R20	XL r-f (*) (e)	99V	BMW [6 Series GT (F)/ 7 Series (F)]	8.5	8 - 9.5	1709	50	9.8	27.7	10/32	31	NONE
	1848900	255/40R20	XL (N0)	101V	Porsche Panamera (F)	9	8.5 - 10	1819	50	10.2	28.0	10/32	28	NONE
	2145900	255/40R20	XL (A0)	101V	Audi A6 Allroad (AA)	9	8.5 - 10	1819	50	10.2	28.0	11/32	29	NONE
	2391200	255/40R20	XL (N1)	101V	Porsche Panamera (F)	9	8.5 - 10	1819	50	10.2	28.0	10/32	28	NONE
	2209700	265/40R20	XL	104V		9.5	9 - 10.5	1984	50	10.7	28.3	11/32	32	NONE
	3114400	275/40R20	XL	106V		9.5	9 - 11	2094	50	10.9	28.7	10/32	31	NONE

WINTER SOTTOZERO™ SERIE II W270														
19	2539600	245/35R19	XL (F)	93W	Ferrari LaFerrari (F)	8.5	8 - 9.5	1433	50	9.8	25.8	11/32	22	NONE
	2914100	245/35R19	XL (MC)	93W	Mclaren 720S (F)/Senna (F)	8.5	8 - 9.5	1433	50	9.8	25.8	11/32	20	NONE
	1929900	255/35R19	XL (L)	96W	Lamborghini Aventador (F)	9	8.5 - 10	1565	50	10.2	26.0	11/32	28	NONE
	1814700	265/35R19	XL (M0)	98W	Mercedes GT (F)/Sls (F)	9.5	9 - 10.5	1653	50	10.7	26.3	10/32	27	NONE
	1821400	275/35R19	XL (AM9)	100W	Aston Martin V8 Vantage (R) Jaguar XK (R)	9.5	9 - 11	1764	50	10.9	26.6	11/32	30	NONE
	2815000	275/35R19	XL (M0)	100W	Mercedes GT (F)	9.5	9 - 11	1764	50	10.9	26.6	10/32	27	NONE
	1821100	235/40R19	XL (AM9)	96W	Aston Martin V8 Vantage (F)	8.5	8 - 9.5	1565	50	9.5	26.4	11/32	28	NONE
20"	2714300	275/30R20	XL (A0)	97W	Audi A4 (AA)/A5 (AA)	9.5	9 - 10	1609	50	10.9	26.5	10/32	27	NONE
	2788000	285/30R20	XL (ALP)	99W	Alpina B5 (R)	10	9.5 - 10.5	1709	50	11.4	26.8	10/32	29	NONE
	1821700	295/30R20	XL (AMS)	101W	Aston Martin DB9 (R)/DBS (R)/Virage (R) Mclaren 650S (R)/MP4-12C (R) Mercedes Sls (R)	10.5	10 - 11	1819	50	11.9	27.0	10/32	28	NONE
	2116000	295/30R20	XL (M0)	101W	Mercedes GT (R)/Sls (R)	10.5	10 - 11	1819	50	11.9	27.0	10/32	27	NONE
	2914200	295/30R20	XL (MC)	101W	Mclaren 720S (R)	10.5	10 - 11	1819	50	11.9	27.0	10/32	28	NONE
	2814800	305/30R20	XL (M0)	103W	Mercedes GT (R)	11	10.5 - 11.5	1929	50	12.3	27.2	10/32	31	NONE
	3563100	305/30R20	XL (MC)	103W	Mclaren [Senna (R)]	11	10.5 - 11.5	1929	50	12.3	27.2	10/32	31	NONE
	2814900	325/30R20	XL (M0)	106W	Mercedes GT (R)	11.5	11 - 12	2094	50	13.0	27.7	10/32	33	NONE
	1930000	335/30R20	(L)	104W	Lamborghini Aventador (R)	12	11.5 - 12.5	1984	51	13.5	28.0	10/32	38	NONE
	2506200	335/30R20	(F)	104W	Ferrari LaFerrari (R)	12	11.5 - 12.5	1984	51	13.5	28.0	10/32	36	NONE
	1938600	235/35R20	XL	92W	Ferrari California (F)/California T (F)/F458 (F)/F488 (F)/FF (F)/GTC4Lusso (F)	8.5	8 - 9.5	1389	50	9.5	26.5	11/32	25	NONE
	1821200	245/35R20	XL (AMS)	95W	Alfa Romeo 8C Competizione (F) Aston Martin DB9 (F)/DBS (F)/Virage (F) Maserati GranCabrio (F)/Granturismo (F)/Quattroporte (F)	8.5	8 - 9.5	1521	50	9.8	26.8	10/32	25	NONE
	2788100	255/35R20	XL (ALP)	97W	Alpina B5 (F)	9	8.5 - 10	1609	50	10.2	27.0	10/32	26	NONE
	1821500	275/35R20	XL	102W	Alfa Romeo 8C Competizione (R) Bentley Continental Flying Spur (AA)/Continental GT (AA)	9.5	9 - 11	1874	50	10.9	27.6	10/32	30	NONE
	1938700	285/35R20	XL	104W	Ferrari California (R)/California T (R)/F458 (R)/F488 (R)/FF (R)/GTC4Lusso (R) Maserati GranCabrio (R)/Granturismo (R)	10	9.5 - 11	1984	50	11.4	27.9	10/32	30	NONE
	2792900	295/35R20	(A6A)	101W	Aston Martin Vantage (R)	10.5	10 - 11.5	1819	51	11.9	28.1	10/32	31	NONE
	2792800	255/40R20	(A6A)	97W	Aston Martin Vantage (F)	9	8.5 - 10	1609	51	10.2	28.0	10/32	26	NONE
	1878000	275/40R20	XL	106W	Bentley Continental Flying Spur (AA)/Continental GT (AA)	9.5	9 - 11	2094	50	10.9	28.7	11/32	29	NONE
	1924700	235/45R20	XL	100W		8	7.5 - 9	1764	50	9.3	28.3	11/32	28	NONE
	1877900	265/45R20	XL	108W	Bentley Mulsanne (AA)	9	8.5 - 10	2205	50	10.5	29.4	10/32	32	NONE
21"	2822700	265/35R21	XL (A7A)	101W	Aston Martin [DBS Superleggera (F)]	9.5	9 - 10.5	1819	50	10.7	28.3	10/32	27	NONE



SNOWOW!

SCORPION™ WINTER

FEEL THE WINTER EFFECT.

Choose SCORPION™ WINTER, the PIRELLI winter tire suitable for all SUV models. Equipped with innovative high technologies, it is built for control in winter weather conditions. The particular directional tread pattern with modular block geometry and a dense siping promote high traction on snow-covered surfaces and, thanks to the geometry of the circumferential grooves, excellent wet driveability with reduced braking distances. PIRELLI SCORPION™ WINTER. The winter season is not so bad.



PIRELLI PROUD SPONSOR



POWER IS NOTHING WITHOUT CONTROL

Rim	IP Code	Size	Notes	LI/SR(e)	Homologations & Recommendations	Measuring Rim	Approved Rims	Max Load	Max PSI	SW	OD	Tread Depth	Ship LBS	UTQG
CINTURATO™ WINTER														
14"	2699700	175/65R14		82T		5	5 - 6	1047	44	7.0	23.0	11/32	15	NONE
	2686400	185/65R14		86T		5.5	5 - 6.5	1168	44	7.4	23.5	11/32	16	NONE
15"	2686900	185/55R15	XL	86H		6	5 - 6.5	1168	50	7.6	23.0	10/32	16	NONE
	2687400	195/55R15		85H		6	5.5 - 7	1135	44	7.9	23.4	10/32	17	NONE
	2686600	175/60R15		81T		5	5 - 6	1019	44	7.0	23.3	11/32	15	NONE
	2699900	185/60R15	XL	88T		5.5	5 - 6.5	1235	50	7.4	23.7	10/32	17	NONE
	2687500	195/60R15		88T		6	5.5 - 7	1235	44	7.9	24.2	10/32	18	NONE
	2687200	185/65R15	XL	92T		5.5	5 - 6.5	1389	50	7.4	24.4	10/32	17	NONE
	2693700	185/65R15		88T		5.5	5 - 6.5	1235	44	7.4	24.4	10/32	19	NONE
	2687600	195/65R15		91T		6	5.5 - 7	1356	44	7.9	25.0	11/32	18	NONE
	2687700	195/65R15	XL	95T		6	5.5 - 7	1521	50	7.9	25.0	10/32	18	NONE
	2687900	205/65R15		94T		6	5.5 - 7.5	1477	44	8.2	25.5	10/32	20	NONE
16"	2688100	195/45R16	XL	84H		6.5	6 - 7.5	1102	50	7.7	22.9	10/32	19	NONE
	2801800	205/45R16	XL	87T		7	6.5 - 7.5	1201	50	8.1	23.2	10/32	16	NONE
	2688200	195/55R16	XL	91H		6	5.5 - 7	1356	50	7.9	24.4	10/32	18	NONE
	2688400	205/55R16		91T		6.5	5.5 - 7.5	1356	44	8.4	24.9	10/32	19	NONE
	2688500	205/55R16	XL	94H		6.5	5.5 - 7.5	1477	50	8.4	24.9	11/32	20	NONE
	2693600	205/55R16		91H		6.5	5.5 - 7.5	1356	44	8.4	24.9	10/32	20	NONE
17"	2783000	205/50R17	XL	93T		6.5	5.5 - 7.5	1433	50	8.4	25.1	11/32	20	NONE
	2753800	215/50R17	XL	95H		7	6 - 7.5	1521	50	8.9	25.5	11/32	21	NONE
	2753900	205/55R17	XL	95T		6.5	5.5 - 7.5	1521	50	8.4	25.9	11/32	20	NONE
	2783100	215/55R17	XL	98T		7	6 - 7.5	1653	50	8.9	26.3	11/32	21	NONE
	2782900	215/60R17		96T		6.5	6 - 7.5	1565	44	8.7	27.2	11/32	22	NONE

ICE PERFORMANCE WITHOUT COMPROMISE

ICE ZERO™ R

The Pirelli **ICE ZERO™ FR** was developed for owners of mid-sized cars, premium sedan and SUVs seeking a studless solution built for performance and control at a high level. Engineered to offer a high level of stability and control with a superior driving comfort, it is the ideal solution for those driving in dynamic winter conditions.

PERFORMANCE[^]



AVAILABLE TECHNOLOGIES

RUN FLAT

No pressure drive

CAR - SUV - WINTER
 EXTREME CONDITIONS



1 MAXIMUM TRACTION

The directional tread pattern is designed to enhance grip on a variety of surfaces.

2 WATER ESCAPE ACCELERATOR

High sipe density in the central block is designed to increase snow retention and tire grip, increasing handling and control on snow.

3 MULTIACTIVE 3D SIPES

The 3D siping technology aims to keep the tread blocks stable even at higher speeds.

4 EXCELLENT GRIP IN CHALLENGING ROAD CONDITIONS

The optimized footprint and variable tension control system promote better traction and braking, with excellent grip in challenging road conditions.

Rim	IP Code	Size	Notes	LI/SR(e)	Homologations & Recommendations	Measuring Rim	Approved Rims	Max Load	Max PSI	SW	OD	Tread Depth	Ship LBS	UTQG
ICE ZERO™ FR														
14"	2556000	175/65R14	0	82T		5	5 - 6	1047	44	7.0	23.0	11/32	15	NONE
15"	2554900	185/60R15	XL	88T		5.5	5 - 6.5	1235	50	7.4	23.7	11/32	17	NONE
	2556700	175/65R15	0	84T		5	5 - 6	1102	44	7.0	24.0	11/32	17	NONE
	2554600	185/65R15	XL	92T		5.5	5 - 6.5	1389	50	7.4	24.4	11/32	19	NONE
	2554500	195/65R15	XL	95T		6	5.5 - 7	1521	50	7.9	25.0	11/32	20	NONE
16"	2554400	205/55R16	XL	94T		6.5	5.5 - 7.5	1477	50	8.4	24.9	11/32	20	NONE
	2557700	205/55R16	r-f	91T		6.5	5.5 - 7.5	1356	44	8.4	24.9	11/32	25	NONE
	2555200	215/55R16	XL	97T		7	6 - 7.5	1609	50	8.9	25.3	11/32	24	NONE
	2554800	205/60R16	XL	96T		6	5.5 - 7.5	1565	50	8.2	25.7	11/32	23	NONE
	2555000	215/60R16	XL	99H		6.5	6 - 7.5	1709	50	8.7	26.1	11/32	25	NONE
	2554700	215/65R16	XL	102T		6.5	6 - 7.5	1874	50	8.7	27.0	11/32	25	NONE
	2556100	215/70R16	0	100T		6.5	5.5 - 7	1764	44	8.7	27.9	11/32	29	NONE
17"	2555600	225/45R17	XL	94H		7.5	7 - 8.5	1477	50	8.9	25.0	11/32	23	NONE
	2557400	205/50R17	XL	93T		6.5	5.5 - 7.5	1433	50	8.4	25.1	11/32	21	NONE
	2556200	215/50R17	XL	95H	Volvo S60 (AA)/V60 (AA)	7	6 - 7.5	1521	50	8.9	25.5	11/32	24	NONE
	2555400	225/50R17	XL	98H		7	6 - 8	1653	50	9.2	25.9	11/32	24	NONE
	2802500	225/50R17	XL r-f	98T		7	6 - 8	1653	50	9.2	25.9	11/32	30	NONE
	2555800	215/55R17	XL	98H		7	6 - 7.5	1653	50	8.9	26.3	11/32	25	NONE
	2556600	225/55R17	XL	101H		7	6 - 8	1819	50	9.2	26.8	11/32	24	NONE
	2557500	225/55R17	r-f	97H		7	6 - 8	1609	44	9.2	26.8	11/32	32	NONE
	3763200	225/55R17	XL	101H		7	6 - 8	1819	50	9.2	26.8	11/32	23	NONE
	2802000	235/55R17	XL	103T		7.5	6.5 - 8.5	1929	50	9.6	27.2	11/32	25	NONE
	2556500	215/60R17	XL	100T		6.5	6 - 7.5	1764	50	8.7	27.2	11/32	26	NONE
	2555700	225/60R17	XL	103H		6.5	6 - 8	1929	50	9.0	27.6	11/32	29	NONE
	3520800	235/60R17	XL	106H		7	6.5 - 8.5	2094	50	9.4	28.1	11/32	26	NONE
	2555100	225/65R17	XL	106T		6.5	6 - 8	2094	50	9.0	28.5	11/32	30	NONE
	2555300	235/65R17	XL	108H		7	6.5 - 8.5	2205	50	9.4	29.1	11/32	36	NONE
18"	2558700	245/40R18	XL	97H		8.5	8 - 9.5	1609	50	9.8	25.7	11/32	24	NONE
	2557100	225/45R18	XL	95H		7.5	7 - 8.5	1521	50	8.9	25.9	11/32	23	NONE
	3520600	235/45R18	XL	98H		8	7.5 - 9	1653	50	9.3	26.3	11/32	24	NONE
	2556900	245/50R18	r-f	100H		7.5	7 - 8.5	1764	44	10.0	27.7	11/32	36	NONE
	3763400	235/55R18	XL	104T		7.5	6.5 - 8.5	1984	50	9.6	28.1	12/32	26	NONE
	2557000	255/55R18	XL	109H		8	7 - 9	2271	50	10.4	29.0	11/32	30	NONE
	3763300	255/55R18	XL	109H		8	7 - 9	2271	50	10.4	29.0	11/32	28	NONE
	2555500	235/60R18	XL	107H		7	6.5 - 8.5	2149	50	9.4	29.1	11/32	32	NONE
19"	3560600	235/40R19	XL	96H		8.5	8 - 9.5	1565	50	9.5	26.4	11/32	24	NONE
	2556400	225/45R19	XL	96H		7.5	7 - 8.5	1565	50	8.9	27.0	11/32	23	NONE
	2556300	235/55R19	XL	105H	Volvo XC90 (AA)	7.5	6.5 - 8.5	2039	50	9.6	29.2	11/32	32	NONE
	3763100	235/55R19	XL	105H		7.5	6.5 - 8.5	2039	50	9.6	29.2	11/32	28	NONE
	2558600	255/55R19	XL	111H		8	7 - 9	2403	50	10.4	30.0	11/32	31	NONE
20"	3520700	255/45R20	XL	105H		8.5	8 - 9.5	2039	50	10.0	29.1	11/32	29	NONE
	3586300	255/50R20	XL	109H		8	7 - 9	2271	50	10.4	30.1	11/32	30	NONE

WINTER OE PERFORMANCE

The Pirelli **SCORPION™ WINTER** has been designed to fit modern SUVs and CUVs, with a special focus on the high-end segment.

The SCORPION™ WINTER is engineered with a focus on maximum stability and control in snow, wet and dry conditions. This product combines excellent braking and handling performance with low noise and rolling resistance.

SCORPION™ WINTER

PERFORMANCE^



AVAILABLE TECHNOLOGIES



HOMOLOGATIONS

- | | |
|-------------|------------|
| ALFA ROMEO | MASERATI |
| AUDI | MERCEDES |
| BENTLEY | PORSCHE |
| BMW | TESLA |
| JAGUAR | VOLKSWAGEN |
| LAMBORGHINI | VOLVO |
| LAND ROVER | |



CAR — WINTER — POWER CONTROL

1 INCREASED HANDLING

The modular block geometry and both directional and asymmetric tread pattern design promote tire uniformity during cornering and lane changes.

3 EXCELLENT WET HANDLING AND WET BRAKING PERFORMANCE

The circumferential grooves are designed to promote water expulsion in wet and snow conditions.

2 SNOW CONTROL

The patented sipes layout technology aims to improve grip on snow even when cornering, for excellent snow control and braking.

Rim	IP Code	Size	Notes	LI/SR(e)	Homologations & Recommendations	Measuring Rim	Approved Rims	Max Load	Max PSI	SW	OD	Tread Depth	Ship LBS	UTQG
SCORPION™ WINTER														
16"	2272400	215/65R16	XL	102H		6.5	6 - 7.5	1874	50	8.7	27.0	10/32	26	NONE
	2453000	215/70R16	XL	104H		6.5	5.5 - 7	1984	50	8.7	27.9	11/32	28	NONE
	3123300	225/70R16	0	103H		6.5	6 - 7.5	1929	44	9.0	28.4	10/32	34	NONE
	2341300	235/70R16	0	106H		7	6 - 8	2094	44	9.4	29.0	11/32	29	NONE
	3125000	245/70R16	0	107H		7	6.5 - 8	2149	44	9.8	29.5	10/32	30	NONE
17"	2341700	265/70R16	0	112H		8	7 - 9	2469	44	10.7	30.6	11/32	40	NONE
	2272600	215/60R17	XL	100V		6.5	6 - 7.5	1764	50	8.7	27.2	11/32	24	NONE
	3123200	225/60R17	XL	103V		6.5	6 - 8	1929	50	9.0	27.6	11/32	24	NONE
	2272900	235/60R17	XL	106H		7	6.5 - 8.5	2094	50	9.4	28.1	11/32	30	NONE
	2519600	215/65R17	s-i	99H	Volkswagen Tiguan (AA)	6.5	6 - 7.5	1709	44	8.7	28.0	11/32	27	NONE
	2753600	215/65R17	0	99H		6.5	6 - 7.5	1709	44	8.7	28.0	11/32	29	NONE
	2272700	225/65R17	0	102T		6.5	6 - 8	1874	44	9.0	28.5	11/32	30	NONE
	2306900	225/65R17	XL RB	106H	Land Rover Discovery Sport (AA)/Freelander (AA)/Range Rover Evoque (AA)	6.5	6 - 8	2094	50	9.0	28.5	11/32	30	NONE
	2272800	235/65R17	XL	108H	Volvo XC60 (AA)	7	6.5 - 8.5	2205	50	9.4	29.1	11/32	32	NONE
	2297700	235/65R17	XL (AR)	108H	Alfa Romeo Stelvio (AA)	7	6.5 - 8.5	2205	50	9.4	29.1	11/32	31	NONE
2631700	235/65R17	(MO)	104H	Mercedes GLC (AA)/GLC Coupe (AA)/MI Class (AA)	7	6.5 - 8.5	1984	44	9.4	29.1	11/32	31	NONE	
2638700	235/65R17	(AO)	104H	Audi Q5 (AA)	7	6.5 - 8.5	1984	44	9.4	29.1	11/32	31	NONE	
2811500	235/65R17	XL (N1)	108H	Porsche Cayenne (AA)	7	6.5 - 8.5	2205	50	9.4	29.1	11/32	30	NONE	
2341400	245/65R17	XL	111H		7	7 - 8.5	2403	50	9.8	29.5	11/32	33	NONE	
2341900	255/65R17	RB	110H		7.5	7 - 9	2337	44	10.2	30.1	11/32	35	NONE	
2341600	265/65R17	0	112H		8	7.5 - 9.5	2469	44	10.7	30.6	11/32	37	NONE	
18"	2492800	235/50R18	XL (MO)	101V	Mercedes GLA Class (AA)	7.5	6.5 - 8.5	1819	50	9.6	27.3	10/32	26	NONE
	2273200	235/55R18	XL	104H	Volvo V90 Cc (AA)	7.5	6.5 - 8.5	1984	50	9.6	28.1	11/32	30	NONE
	2729600	235/55R18	XL s-i	104H		7.5	6.5 - 8.5	1984	50	9.6	28.1	11/32	33	NONE
	2273700	255/55R18	XL	109V		8	7 - 9	2271	50	10.4	29.0	11/32	35	NONE
	2273800	255/55R18	(NO)	105V	Porsche Macan (R)	8	7 - 9	2039	51	10.4	29.0	11/32	32	NONE
	2297500	255/55R18	XL (*) r-f	109H	BMW X5 (AA)/X6 (AA)	8	7 - 9	2271	50	10.4	29.0	11/32	42	NONE
	2297600	255/55R18	XL (*)	109H	BMW X5 (AA)/X6 (AA)	8	7 - 9	2271	50	10.4	29.0	11/32	33	NONE
	2273000	235/60R18	XL	107H	Ford Edge (AA) Land Rover Discovery Sport (AA)/Freelander (AA)/Range Rover Evoque (AA) Volvo XC60 (AA)/XC90 (AA)	7	6.5 - 8.5	2149	50	9.4	29.1	11/32	32	NONE
	2273100	235/60R18	(NO)	103V	Porsche Macan (F)	7	6.5 - 8.5	1929	51	9.4	29.1	11/32	31	NONE
	2490000	235/60R18	(MO)	103H	Mercedes GLC (AA)/GLC Coupe (AA)	7	6.5 - 8.5	1929	44	9.4	29.1	11/32	31	NONE
	2729400	235/60R18	r-f	103H		7	6.5 - 8.5	1929	44	9.4	29.1	11/32	36	NONE
	3108400	235/60R18	(AR)	103V	Alfa Romeo Stelvio (AA)	7	6.5 - 8.5	1929	51	9.4	29.1	11/32	31	NONE
	2730200	235/60R18	(MO)(KA)	103H	Mercedes [GLE (AA)/ GLS (AA)]	7	6.5 - 8.5	1929	44	9.4	29.1	11/32	30	NONE
	2573600	245/60R18	0	105H		7	7 - 8.5	2039	44	9.8	29.6	11/32	37	NONE
	2322700	255/60R18	(AO)	108H	Audi Q7 (AA) Volkswagen Touareg (AA)	7.5	7 - 9	2205	44	10.2	30.0	11/32	40	NONE
2523100	255/60R18	XL (J)	112H	Jaguar F-Pace (AA)	7.5	7 - 9	2469	50	10.2	30.0	11/32	34	NONE	
2784900	255/60R18	XL (MGT)	112V	Maserati Levante (AA)	7.5	7 - 9	2469	50	10.2	30.0	11/32	36	NONE	
2808800	255/60R18	XL (MO-V)	112H	Mercedes [X-Class (AA)]	7.5	7 - 9	2469	50	10.2	30.0	11/32	35	NONE	
2308700	265/60R18	XL	114H		8	7.5 - 9.5	2601	50	10.7	30.5	11/32	41	NONE	
2523200	235/65R18	XL (J)	110H	Jaguar F-Pace (AA)/I-Pace (AA)	7	6.5 - 8.5	2337	50	9.4	30.0	11/32	33	NONE	
19"	2413800	255/40R19	XL	100H		9	8.5 - 10	1764	50	10.2	27.0	11/32	25	NONE
	2180100	275/45R19	XL	108V		9	8.5 - 10.5	2205	50	10.7	28.8	11/32	34	NONE
	2252800	285/45R19	XL r-f	111V		9.5	9 - 10.5	2403	50	11.2	29.1	11/32	43	NONE
	2341800	285/45R19	XL RB	111V		9.5	9 - 10.5	2403	50	11.2	29.1	10/32	35	NONE
	3774200	285/45R19	XL (e)	111V		9.5	9 - 10.5	2403	50	11.2	29.1	11/32	34	NONE
	2784100	295/45R19	XL (MGT)	113V	Maserati Levante (R)	10	9.5 - 11	2535	50	11.7	29.5	10/32	41	NONE
	2729700	235/50R19	XL s-i	103H		7.5	6.5 - 8.5	1929	50	9.6	28.3	11/32	34	NONE
	2820500	235/50R19	XL	103H	Volvo V90 Cc (AA)	7.5	6.5 - 8.5	1929	50	9.6	28.3	10/32	27	NONE
	2274000	255/50R19	XL	107V	Volvo XC90 (AA)	8	7 - 9	2149	50	10.4	29.1	11/32	33	NONE
	2274100	255/50R19	(NO)	103V	Porsche Macan (R)	8	7 - 9	1929	51	10.4	29.1	11/32	30	NONE
	2297400	255/50R19	XL (*) r-f	107V	BMW X5 (AA)/X6 (AA)	8	7 - 9	2149	50	10.4	29.1	11/32	40	NONE
	2711000	255/50R19	XL (MO)	107V		8	7 - 9	2149	50	10.4	29.1	11/32	33	NONE
	2811600	255/50R19	XL (N1)	107V	Porsche Cayenne (AA)	8	7 - 9	2149	50	10.4	29.1	11/32	32	NONE
	2913500	255/50R19	(MO) EIt	103H	Mercedes GLC (R) / Eqc (R)	8	7 - 9	1929	44	10.4	29.1	11/32	34	NONE
	2287400	265/50R19	RB XL (NO)	110V	Porsche Cayenne (AA) Tesla Model X (AA)	8.5	7.5 - 9.5	2337	50	10.9	29.5	10/32	35	NONE
2751800	265/50R19	XL r-f (*)	110H	BMW X5 / X6 (AA)	8.5	7.5 - 9.5	2337	50	10.9	29.5	11/32	40	NONE	
2784800	265/50R19	XL (MGT)	110V	Maserati Levante (F)(AA)	8.5	7.5 - 9.5	2337	50	10.9	29.5	10/32	35	NONE	
2603500	275/50R19	XL (NO)	112V	Porsche Cayenne (R)	8.5	7.5 - 9.5	2469	50	11.2	29.9	11/32	33	NONE	
2376100	225/55R19		99H		7	6 - 8	1709	44	9.2	28.8	11/32	29	NONE	
2273400	235/55R19	(NO)	101V	Porsche Macan (F)	7.5	6.5 - 8.5	1819	51	9.6	29.2	11/32	31	NONE	
2414700	235/55R19	XL RB	105H	Land Rover Freelander (AA)/Range Rover Evoque (AA) Volvo XC60 (AA)	7.5	6.5 - 8.5	2039	50	9.6	29.2	11/32	30	NONE	
2489600	235/55R19	(MOE) r-f	101H	Mercedes GLC (AA)/GLC Coupe (AA)	7.5	6.5 - 8.5	1819	44	9.6	29.2	11/32	38	NONE	
2913600	235/55R19	(MO) EIt	101H	Mercedes GLC (F) / Eqc (F)	7.5	6.5 - 8.5	1819	44	9.6	29.2	11/32	32	NONE	
3108300	235/55R19	(AR)	101V	Alfa Romeo Stelvio (AA)	7.5	6.5 - 8.5	1819	51	9.6	29.2	11/32	30	NONE	
2322600	255/55R19	XL (AO)	111H	Audi Q7 (AA) Volkswagen Touareg (AA) Nio Es8 (AA)	8	7 - 9	2403	50	10.4	30.0	11/32	39	NONE	
2523300	255/55R19	XL (J)	111V	Jaguar F-Pace (AA)	8	7 - 9	2403	50	10.4	30.0	11/32	35	NONE	

Rim	IP Code	Size	Notes	LI/SR(e)	Homologations & Recommendations	Measuring Rim	Approved Rims	Max Load	Max PSI	SW	OD	Tread Depth	Ship LBS	UTQG
SCORPION™ WINTER (CONTINUED)														
	2603400	255/55R19	XL (NO)	111V	Porsche Cayenne (F)	8	7 - 9	2403	50	10.4	30.0	11/32	33	NONE
	2357900	265/55R19	(MO)	109V	Mercedes GL Class (AA)/GLE Coupé (AA)	8.5	7.5 - 9.5	2271	51	10.9	30.5	10/32	36	NONE
	2710900	265/55R19	(MO)	109H	Mercedes G Wagon (AA)	8.5	7.5 - 9.5	2271	44	10.9	30.5	11/32	42	NONE
	3080000	275/55R19	(MO)	111H	Mercedes [GLE (AA)/ GLS (AA)]	8.5	7.5 - 9.5	2403	44	11.2	30.9	10/32	37	NONE
	2288600	235/65R19	XL	109V	Land Rover Range Rover (AA)/Range Rover Sport (AA)	7	6.5 - 8.5	2271	50	9.4	31.1	11/32	34	NONE
20"	2739300	315/35R20	XL r-f	110V		11	10.5 - 12.5	2337	50	12.6	28.7	11/32	45	NONE
	2180000	275/40R20	XL	106V		9.5	9 - 11	2094	50	10.9	28.7	11/32	32	NONE
	2739200	275/40R20	XL r-f	106V		9.5	9 - 11	2094	50	10.9	28.7	10/32	38	NONE
	2792400	275/40R20	XL (N1)	106V	Porsche Cayenne (AA)	9.5	9 - 11	2094	50	10.9	28.7	10/32	30	NONE
	2378300	285/40R20	XL (*) (e)	108V(e)	BMW X5 M (AA)/X6 M (AA)	10	9.5 - 11	2205	50	11.4	29.0	11/32	36	NONE
	3108200	285/40R20	(AR)	104W	Alfa Romeo Stelvio (R)	10	9.5 - 11	1984	51	11.4	29.0	10/32	30	NONE
	3495500	285/40R20	XL (ALP) (e)	108V	Alpina [XD3 (R)/ XD4 (R)]	10	9.5 - 11	2205	50	11.4	29.0	11/32	35	NONE
	2203900	295/40R20	(NO)	106V	Porsche Macan (R)	10.5	10 - 11.5	2094	51	11.9	29.3	11/32	35	NONE
	2784600	295/40R20	(MGT)	106V	Maserati Levante (R)	10.5	10 - 11.5	2094	51	11.9	29.3	10/32	36	NONE
	2855800	305/40R20	XL (NO)	112V	Porsche Cayenne (R)	11	10 - 12	2469	50	12.3	29.6	10/32	33	NONE
	3782700	305/40R20	XL r-f	112V		11	10 - 12	2469	50	12.3	29.6	11/32	40	NONE
	2415500	245/45R20	XL RB	103V		8	7.5 - 9	1929	50	9.6	28.7	11/32	28	NONE
	2179500	255/45R20	XL	105V	Volvo XC60 (AA)/XC90 (AA)	8.5	8 - 9.5	2039	50	10.0	29.1	11/32	31	NONE
	2638800	255/45R20	(AO)	101V	Audi Q5 (AA)	8.5	8 - 9.5	1819	51	10.0	29.1	11/32	32	NONE
	2729500	255/45R20	r-f	101H		8.5	8 - 9.5	1819	44	10.0	29.1	11/32	40	NONE
	3108100	255/45R20	(AR)	101W	Alfa Romeo Stelvio (F)	8.5	8 - 9.5	1819	51	10.0	29.1	11/32	29	NONE
	2804800	255/45R20	XL (*) (e)	105V	BMW [X4 M (AA)/ X3 M (AA)]	8.5	8 - 9.5	2039	50	10.0	29.1	11/32	33	NONE
	3495600	255/45R20	XL (ALP) (e)	105V	Alpina [XD3 (F)/ XD4 (F)]	8.5	8 - 9.5	2039	50	10.0	29.1	11/32	33	NONE
	2179900	265/45R20	XL (MO)	108V	Mercedes MI Class (AA) Tesla Model X (AA)	9	8.5 - 10	2205	50	10.5	29.4	11/32	34	NONE
	2204000	265/45R20	(NO)	104V	Porsche Macan (F)	9	8.5 - 10	1984	51	10.5	29.4	10/32	34	NONE
	2784700	265/45R20	(MGT)	104V	Maserati Levante (F)(AA)	9	8.5 - 10	1984	51	10.5	29.4	10/32	34	NONE
	2285300	275/45R20	XL (MO)	110V	Mercedes GL Class (AA) Tesla Model X (AA)	9	8.5 - 10.5	2337	50	10.7	29.8	10/32	34	NONE
	2751700	275/45R20	XL r-f (*)	110V	BMW X5 / X6 (AA)	9	8.5 - 10.5	2337	50	10.7	29.8	10/32	44	NONE
	2855700	275/45R20	XL (NO)	110V	Porsche Cayenne (F)	9	8.5 - 10.5	2337	50	10.7	29.8	10/32	33	NONE
	2322400	285/45R20	XL (AO)	112V	Audi Q7 (AA) Volkswagen Touareg (AA)	9.5	9 - 10.5	2469	50	11.2	30.1	11/32	38	NONE
	2444400	295/45R20	XL	114V		10	9.5 - 11	2601	50	11.7	30.5	11/32	42	NONE
	3586200	235/50R20	XL	104V		7.5	6.5 - 8.5	1984	50	9.6	29.3	10/32	32	NONE
	2919100	245/50R20	XL (J)	105H	Jaguar [I-Pace (AA)]	7.5	7 - 8.5	2039	50	10.0	29.7	11/32	32	NONE
	2322500	255/50R20	XL (AO)	109H	Audi Q7 (AA)	8	7 - 9	2271	50	10.4	30.1	11/32	34	NONE
	2523400	255/50R20	XL (J)	109V	Jaguar F-Pace (AA)	8	7 - 9	2271	50	10.4	30.1	11/32	33	NONE
	2518200	265/50R20	XL	111H		8.5	7.5 - 9.5	2403	50	10.9	30.5	11/32	36	NONE
	2710700	275/50R20	XL (MO)	113V	Mercedes G Wagon (AA)	8.5	7.5 - 9.5	2535	50	11.2	30.9	10/32	35	NONE
	2792500	275/50R20	(MO) (KS)	109V	Mercedes GLE Coupé (AA)	8.5	7.5 - 9.5	2271	51	11.2	30.9	10/32	35	NONE
	2511600	255/55R20	XL	110V		8	7 - 9	2337	50	10.4	31.0	11/32	37	NONE
	3140800	255/60R20	XL (LR)	113V		7.5	7 - 9	2535	50	10.2	32.0	11/32	37	NONE
21"	2775600	295/35R21	XL (MO)	107V	Mercedes GLE (AA)	10.5	10 - 11.5	2149	50	11.9	29.1	10/32	32	NONE
	2784400	295/35R21	XL (MGT)	107V	Maserati Levante (R)	10.5	10 - 11.5	2149	50	11.9	29.1	10/32	33	NONE
	3148000	295/35R21	XL (M01)	107V	Mercedes GLC (R)/GLC Coupe (R)	10.5	10 - 11.5	2149	50	11.9	29.1	11/32	32	NONE
	2774600	305/35R21	XL (NO)	109V	Porsche Cayenne (R)	11	10 - 12	2271	50	12.3	29.4	10/32	33	NONE
	2405300	255/40R21	XL	102V		9	8.5 - 10	1874	50	10.2	29.0	11/32	32	NONE
	2784500	265/40R21	XL (MGT)	105V	Maserati Levante (F)(AA)	9.5	9 - 10.5	2039	50	10.7	29.3	10/32	30	NONE
	3148100	265/40R21	XL (M01)	105V	Mercedes GLC (F)/GLC Coupe (F)	9.5	9 - 10.5	2039	50	10.7	29.3	11/32	29	NONE
	2679700	275/40R21	XL	107V		9.5	9 - 11	2149	50	10.9	29.6	11/32	33	NONE
	2774500	275/40R21	XL (NO)	107V	Porsche Cayenne (F)	9.5	9 - 11	2149	50	10.9	29.6	10/32	31	NONE
	2652900	285/40R21	XL	109V		10	9.5 - 11	2271	50	11.4	30.0	11/32	34	NONE
	2550000	295/40R21	XL	111V		10.5	10 - 11.5	2403	50	11.9	30.3	10/32	34	NONE
	2822400	295/40R21	XL (J)	111W	Jaguar F-Pace (R)	10.5	10 - 11.5	2403	50	11.9	30.3	10/32	39	NONE
	2649100	315/40R21	XL (MO) (e)	115V(e)	Mercedes GLE Coupé (R)	11	10.5 - 12.5	2679	50	12.6	30.9	11/32	45	NONE
	2710600	315/40R21	(MO)	111V	Mercedes GLE Coupé (R)	11	10.5 - 12.5	2403	51	12.6	30.9	10/32	37	NONE
	3115300	315/40R21	(MO)(KA)	111V	Mercedes-Benz GLE / GLE Coupe / GLS (R)	11	10.5 - 12.5	2403	51	12.6	30.9	11/32	37	NONE
	3619400	315/40R21	ncs (MO-S)	111V	Mercedes [GLE (R)/ GLS (R)]	11	10.5 - 12.5	2403	51	12.6	30.9	11/32	45	NONE
	3586100	245/45R21	XL ncs	104V		8	7.5 - 9	1984	50	9.6	29.6	10/32	33	NONE
	2573700	265/45R21	0	104H		9	8.5 - 10	1984	44	10.5	30.4	11/32	34	NONE
	2822300	265/45R21	XL (J) (LR)	108W	Jaguar F-Pace (F)	9	8.5 - 10	2205	50	10.5	30.4	11/32	36	NONE
	2506700	275/45R21	XL	110V		9	8.5 - 10.5	2337	50	10.7	30.7	11/32	38	NONE
	2662100	275/45R21	XL (MO) (e)	110V(e)	Mercedes GLE Coupé (F)	9	8.5 - 10.5	2337	50	10.7	30.7	11/32	38	NONE
	2710800	275/45R21	(MO)	107V	Mercedes GLE Coupé (F)	9	8.5 - 10.5	2149	51	10.7	30.7	11/32	33	NONE
	3619500	275/45R21	ncs (MO-S)	107V	Mercedes [GLE (F)/ GLS (F)]	9	8.5 - 10.5	2149	51	10.7	30.7	11/32	37	NONE
	2464000	285/45R21	XL (B) (e)	113W(e)	Bentley Bentayga (AA)	9.5	9 - 10.5	2535	50	11.2	31.1	11/32	38	NONE
	2745200	285/45R21	XL r-f (*) (e)	113V	BMW [X7 (AA)]	9.5	9 - 10.5	2535	50	11.2	31.1	11/32	44	NONE
22"	3256000	315/30R22	XL (e)	107V		11	10.5 - 11.5	2149	50	12.6	29.5	10/32	40	NONE
	2782500	265/35R22	XL ncs	102V		9.5	9 - 10.5	1874	50	10.7	29.3	11/32	27	NONE
	3080600	275/35R22	XL	104V		9.5	9 - 11	1984	50	10.9	29.6	10/32	29	NONE
	2782600	285/35R22	XL ncs	106V		10	9.5 - 11	2094	50	11.4	29.9	11/32	32	NONE
	3255900	285/35R22	XL (e)	106V		10	9.5 - 11	2094	50	11.4	29.9	11/32	36	NONE

Rim	IP Code	Size	Notes	LI/SR(e)	Homologations & Recommendations	Measuring Rim	Approved Rims	Max Load	Max PSI	SW	OD	Tread Depth	Ship LBS	UTQG
SCORPION™ WINTER (CONTINUED)														
	2852800	295/35R22	XL (J)	108W	Jaguar F-Pace (R)	10.5	10 - 11.5	2205	50	11.9	30.1	10/32	34	NONE
	2749100	325/35R22	XL (L)	114W	Lamborghini Urus (R)	11.5	11 - 13	2601	50	13.0	31.0	10/32	42	NONE
	2919200	255/40R22	XL (J)	103H	Jaguar [I-Pace (AA)]	9	8.5 - 10	1929	50	10.2	30.0	11/32	31	NONE
	2852700	265/40R22	XL (J)(LR)	106W	Jaguar F-Pace (AA)/F-Pace (F) Land Rover Range Rover Velar (AA)	9.5	9 - 10.5	2094	50	10.7	30.4	10/32	32	NONE
	2429200	275/40R22	XL (e)	108V(e)		9.5	9 - 11	2205	50	10.9	30.7	11/32	34	NONE
	2729800	285/40R22	XL	110V		10	9.5 - 11	2337	50	11.4	31.0	11/32	37	NONE
	2749200	285/40R22	XL(L)	110W	Lamborghini Urus (F)	10	9.5 - 11	2337	50	11.4	31.0	10/32	37	NONE
	2711100	285/45R22	XL (MO) (e)	114V(e)	Mercedes-Benz GLE / GLE Coupe / GLS (F)	9.5	9 - 10.5	2601	50	11.2	32.1	11/32	41	NONE
	2354400	285/45R22	XL ncs (MO-S) (e)	114V	Mercedes [GLE (AA)/ GLS (AA)]	9.5	9 - 10.5	2601	50	11.2	32.1	10/32	41	NONE
	2683800	325/55R22	(MO)	116H	Mercedes G Wagon (AA)	10	9 - 11.5	2756	44	13.2	36.1	11/32	65	NONE

WINTER SOTTOZERO™ W210														
17"	1827400	235/45R17	(MO)	94H	Mercedes E Class	8	7.5 - 9.0	1477	44	9.4	25.5	11/32	24	NONE

WINTER SOTTOZERO™ W240														
17"	1571400	235/55R17	(MO)	99V	Jaguar XF (AA)/XJ (AA) Mercedes S Class (AA)	7.5	6.5 - 8.5	1709	51	9.6	27.2	11/32	27	NONE
18"	1696000	245/35R18	XL	92V		8.5	8 - 9.5	1389	50	9.8	24.8	11/32	22	NONE
	1901100	255/45R18	(MO)	99V	Mercedes S Class (AA)	8.5	8 - 9.5	1709	51	10.0	27.0	11/32	29	NONE
	1644300	285/35R19	XL	103V	Maserati Quattroporte (R)	10	9.5 - 11	1929	50	11.4	26.9	11/32	32	NONE
19"	1599600	245/40R19	XL	98V	Ferrari California (F)/California T (F)/F599 GTB (F)/F612 (F) Jaguar XF (AA)/XK (F) Maserati GranCabrio (F)/Granturismo (F)/Quattroporte (F)	8.5	8 - 9.5	1653	50	9.8	26.7	11/32	25	NONE
	1707600	255/40R19	XL (MO)	100V	Mercedes C1 (AA)/S Class (AA)/S Class (F)	9	8.5 - 10	1764	50	10.2	27.0	11/32	27	NONE
	1516500	285/40R19	0	103V	Ferrari California (R)/California T (R)/F612 (R) Maserati GranCabrio (R)/Granturismo (R)	10	9.5 - 11	1929	51	11.4	28.0	11/32	31	NONE
20"	1702600	285/30R20	XL	99V	Jaguar F-Type (R)/XF (R)/XK (R) Maserati Quattroporte (R)	10	9.5 - 10.5	1709	50	11.4	26.8	10/32	30	NONE
	1702500	255/35R20	XL	97V	Ferrari F12 (F)/F599 GTB (F) Jaguar F-Type (F)/XF (F)/XK (F)	9	8.5 - 10	1609	50	10.2	27.0	11/32	29	NONE
	1690800	305/35R20	0	104V	Ferrari F12 (R)/F599 GTB (R)	11	10 - 12	1984	51	12.3	28.4	11/32	31	NONE

WINTER SNOWCONTROL™ SERIE 3 W210														
15"	2284500	175/65R15	(*)	84H	Mini Mini (AA)	5	5 - 6	1102	44	7.0	24.0	10/32	16	NONE
	3110700	175/65R15	XL (*)	88H	Mini Mini (AA)	5	5 - 6	1235	50	7.0	24.0	11/32	16	NONE
16"	2377800	195/50R16	XL	88H		6	5.5 - 7	1235	50	7.9	23.7	10/32	17	NONE
	2301000	195/55R16	(*) r-f	87H	Mini Mini (AA)	6	5.5 - 7	1201	44	7.9	24.4	10/32	22	NONE
	2517000	195/55R16	XL	91H		6	5.5 - 7	1356	50	7.9	24.4	10/32	19	NONE
	2462300	195/60R16	(*)	89H	Mini Clubman (AA)	6	5.5 - 7	1279	44	7.9	25.2	10/32	20	NONE
17"	2462200	195/55R17	XL (*)	92H	Mini Clubman (AA)	6	5.5 - 7	1389	50	7.9	25.4	10/32	19	NONE

WINTER SNOWSPORT™														
18"	1528100	265/35R18	XL (N3)	97V	Maserati Coupe (R)/Spyder (R) Porsche 911 (R)/Boxster (R)	9.5	9 - 10.5	1609	50	10.7	25.3	11/32	26	NONE
	1528200	225/40R18	XL (N3)	92V	Maserati Coupe (F)/Spyder (F) Porsche 911 (F)/Boxster (F)	8	7.5 - 9	1389	50	9.1	25.1	11/32	23	NONE

SCORPION™ ICE & SNOW														
17"	1767500	235/60R17	(MO)	102H	Mercedes GLK (AA)	7	6.5 - 8.5	1874	44	9.4	28.1	11/32	31	NONE
18"	1939000	255/55R18	XL (N1)	109V	Porsche Cayenne (AA)	8	7 - 9	2271	50	10.4	29.0	10/32	34	NONE
19"	1622000	255/50R19	XL (MO)	107H	Mercedes ML Class (AA)/R Class (AA)	8	7 - 9	2149	50	10.4	29.1	10/32	33	NONE
20"	2050100	315/35R20	XL r-f (*) (e)	110V	BMW X5 (R)/X6 (R)	11	10.5 - 12.5	2337	50	12.6	28.7	10/32	42	NONE
	2050000	275/40R20	XL r-f (*) (e)	106V	BMW X5 (F)/X6 (F)	9.5	9 - 11	2094	50	10.9	28.7	10/32	38	NONE
	1656100	295/40R20	XL (e)	110V		10.5	10 - 11.5	2337	50	11.9	29.3	10/32	40	NONE
	1938900	275/45R20	XL (NO)(MO)	110V	Porsche Cayenne (AA)	9	8.5 - 10.5	2337	50	10.7	29.8	11/32	37	NONE
21"	1932600	325/30R21	XL r-f (e)	108V		11.5	11 - 12	2205	50	13.0	28.7	11/32	40	NONE
	1932700	285/35R21	XL r-f (e)	105V		10	9.5 - 11	2039	50	11.4	28.9	11/32	37	NONE

INSIDE PIRELLI TECHNOLOGY

FOUR INNOVATIVE TECHNOLOGIES

ELECTRIC MARKED TIRE



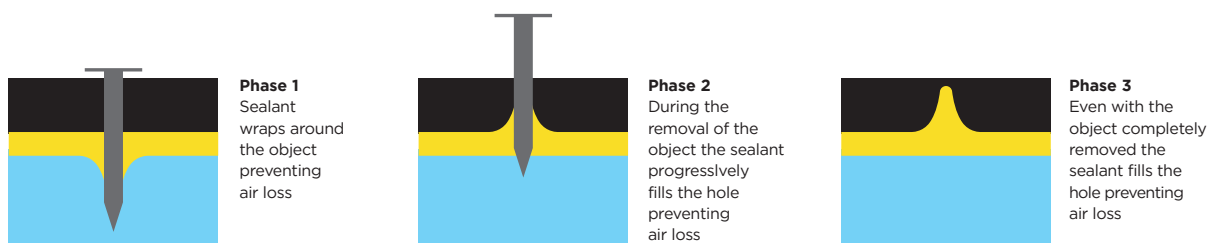
The ELECT MARKING identifies Pirelli tires developed for high performance electric and plug-in hybrid vehicles. These tires were designed to lower rolling resistance, reduce road noise, provide excellent traction and superior handling. In many cases, Electric technology is used in conjunction with other technologies, especially PNCS to reduce noise.



SEAL INSIDE PUNCTURE PROOF



SEAL INSIDE is a new tire construction technology for continuous driving without air pressure loss even after the tire has been punctured by an external object, covering almost 85% of the possible accidental causes of pressure loss.*



* The Seal inside technology is effective for most holes, excluding those that compromise the integrity of the tire.

** After experiencing a rapid loss of inflation pressure, Run Flat tires are effective at speeds up to 50 mph for limited distances.

RUN FLAT


DRIVE WITHOUT PRESSURE

RUN FLAT tires provide greater control of the car in emergency conditions and allow you to continue driving** even during a rapid loss of inflation pressure.



Inflated Tire

The **Pirelli Self Supporting system** presents specific reinforcements inserted into the sidewall structure



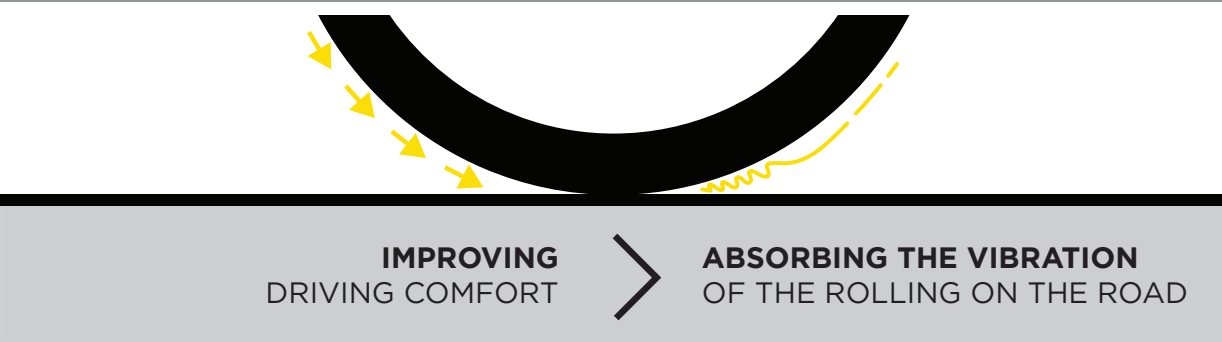
Deflated Tire

Pirelli Run Flat tires support lateral and transverse loads of the vehicle even in the absence of pressure

PNCS

COMFORTABLE DRIVING

The PIRELLI NOISE CANCELLING SYSTEM (PNCS) is a technology designed to reduce the noise inside the vehicle thanks to a sound absorbing material applied to the inside circumferential wall of the tire, reducing noise.



HOMOLOGATION PROCESS

One of the key targets for a tire producer is to obtain an Original Equipment Manufacturer (OEM) marking for its tires. This approval is the reward for several years of research and development. The homologated tire is specifically designed for that vehicle model and is built with a focus on control on wet roads and balanced handling characteristics, excellent comfort and noise performance over the entire service life.

The homologation process works in parallel with the OEM's vehicle development process and takes around 3 years.



● Vehicle Development

● Tire Development

TARGET LETTER

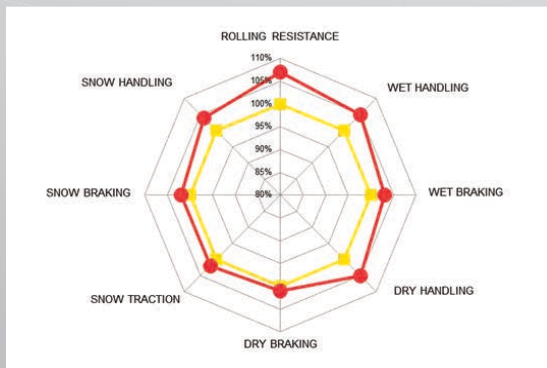
Around 2-3 months

The tire manufacturer receives a target letter from the vehicle maker. This document outlines all the targets the tire must achieve in product performance and quality.


DEVELOPMENT


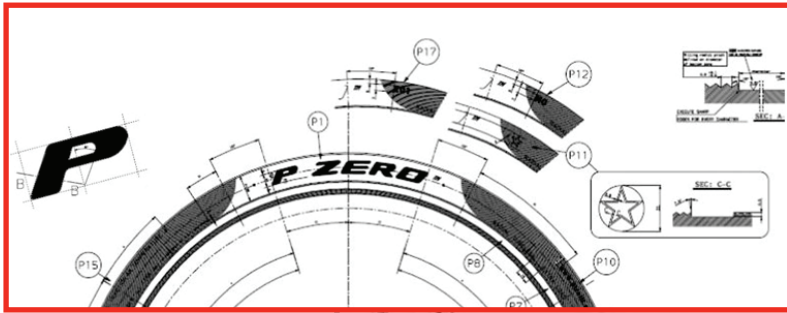
Around 2-3 years

The tire manufacturer submits tires to the OEM who checks that they meet its product performance and quality requirements.



Technical Homologation





INDUSTRIALIZATION

Around 2-6 months

The tire producer industrializes the homologated tire into the manufacturing process.

Prior to providing the selected tires to the vehicle maker the tire manufacturer carries out several indoor and outdoor tests: handling in both dry and wet, hydroplaning, winter performance, rolling resistance, integrity and high speed.



Final Homologation



ORIGINAL EQUIPMENT - HOMOLOGATIONS

Model	Tire Size	LI / SR / Note	Line	IP Code	Model Year Range
ALFA ROMEO					
4C	205/40R18	86 Y FRONT	P ZERO	2207300	2013 >
4C	205/40R18	86 Y FRONT	P ZERO	2424600	2013 >
4C	205/45R17	88 Y FRONT	P ZERO	2207200	2013 >
4C	235/35R19	91 Y REAR	P ZERO	2404600	2013 >
4C	235/35R19	91 Y REAR	P ZERO	2439700	2013 >
4C	235/40R18	95 Y REAR	P ZERO	2404700	2013 >
8C Competizione	245/35R20	(95 Y) FRONT	P ZERO	1715800	2007 - 2010
8C Competizione	285/35R20	(100 Y) REAR	P ZERO	1720000	2007 - 2010
GIULIA	225/40R19	93 V ALL AROUND	CINTURATO P7 ALLSEASON	2859600	2016 >
GIULIA	225/40R19	89 W FRONT	P ZERO	2640000	2016 >
GIULIA	225/45R18	91 W FRONT	CINTURATO P7	2640200	2016 >
GIULIA	225/45R18	91 V ALL AROUND	CINTURATO P7 ALLSEASON	2639800	2016 >
GIULIA	245/35R19	(93 Y) FRONT	P ZERO CORSA ASIMMETRICO 2	2615800	2015 >
GIULIA	255/35R19	92 W REAR	P ZERO	2639900	2016 >
GIULIA	255/40R18	95 W REAR	CINTURATO P7	2640100	2016 >
GIULIA	285/30R19	(98 Y) REAR	P ZERO CORSA ASIMMETRICO 2	2615900	2015 >
STELVIO	235/55R19	105 V ALL AROUND	SCORPION VERDE ALLSEASON	2744400	2017 >
STELVIO	255/45R20	101 Y FRONT	P-ZERO	2639100	2017 >
STELVIO	285/40R20	104 Y REAR	P-ZERO	2639000	2017 >
ALFA ROMEO WINTER					
8C Competizione	245/35R20	95 W FRONT	W270 SOTTOZERO SERIE II	1821200	2007 - 2010
8C Competizione	275/35R20	102 W REAR	W270 SOTTOZERO SERIE II	1821500	2007 - 2010
GIULIA	225/40R19	89 H FRONT	WINTER SOTTOZERO 3	3138500	2016 >
GIULIA	225/45R18	91 H ALL AROUND / FRONT	WINTER SOTTOZERO 3	2821000	2016 >
GIULIA	245/35R19	93 V FRONT	W240 SOTTOZERO SERIE II	2694000	2015 >
GIULIA	255/35R19	92 H REAR	WINTER SOTTOZERO 3	3138400	2016 >
GIULIA	255/40R18	95 H REAR	WINTER SOTTOZERO 3	2207900	2016 >
GIULIA	285/30R19	98 V REAR	W240 SOTTOZERO SERIE II	2693900	2015 >
STELVIO	235/55R19	103 V ALL AROUND	SCORPION WINTER	3108300	2017 >
STELVIO	235/60R18	103 V ALL AROUND	SCORPION WINTER	3108400	2017 >
STELVIO	235/65R17	108 H ALL AROUND	SCORPION WINTER	2297700	2017 >
STELVIO	255/45R20	101 W FRONT	SCORPION WINTER	3108100	2017 >
STELVIO	285/40R20	104 W REAR	SCORPION WINTER	3108200	2017 >
ALPINA					
B5	255/35R20	(97 Y) FRONT	P-ZERO	2787900	2017 >
B5	285/30R20	(99 Y) REAR	P-ZERO	2787700	2017 >
B5	295/30R20	(101 Y) REAR	P-ZERO	2787800	2017 >
XD3	255/35R22	(99 Y) FRONT	P-ZERO	3183300	2018 >
XD3	255/45R20	(105 Y) FRONT	P-ZERO	3183500	2018 >
XD3	285/40R20	(108 Y) REAR	P-ZERO	3183400	2018 >
XD3	295/30R22	(103 Y) REAR	P-ZERO	3183200	2018 >
XD4	255/35R22	(99 Y) FRONT	P-ZERO	3183300	2018 >
XD4	255/45R20	(105 Y) FRONT	P-ZERO	3183500	2018 >
XD4	285/40R20	(108 Y) REAR	P-ZERO	3183400	2018 >
XD4	295/30R22	(103 Y) REAR	P-ZERO	3183200	2018 >
ALPINA WINTER					
B5	255/35R20	97 W FRONT	W270 SOTTOZERO SERIE II	2788100	2017 >
B5	285/30R20	99 W REAR	W270 SOTTOZERO SERIE II	2788000	2017 >
XD3	255/45R20	105 V FRONT	SCORPION WINTER	3495600	2018 >
XD3	285/40R20	108 V REAR	SCORPION WINTER	3495500	2018 >
XD4	255/45R20	105 V FRONT	SCORPION WINTER	3495600	2018 >
XD4	285/40R20	108 V REAR	SCORPION WINTER	3495500	2018 >
ASTON MARTIN					
DB9	245/35R20	(95 Y) FRONT	P ZERO	1715800	2013 >
DB9	245/35R20	(95 Y) FRONT	P ZERO	2137400	2013 >
DB9	295/30R20	(101 Y) REAR	P ZERO	1715700	2013 >
DB9	295/30R20	(101 Y) REAR	P ZERO	2137800	2013 >
DBS	245/35R20	(95 Y) FRONT	P ZERO	1715800	2007 - 2012
DBS	245/35R20	(95 Y) FRONT	P ZERO	2137400	2007 - 2012
DBS	295/30R20	(101 Y) REAR	P ZERO	1715700	2007 - 2012
DBS	295/30R20	(101 Y) REAR	P ZERO	2137800	2007 - 2012
DBS SUPERLEGGERA	265/35R21	(101 Y) FRONT	P-ZERO	2822900	2018 >
DBS SUPERLEGGERA	305/30R21	(104 Y) REAR	P-ZERO	2822800	2018 >
V12 VANTAGE	255/35R19	(96 Y) FRONT	P ZERO	2049000	2009 - 2018
V12 VANTAGE	295/30R19	(100 Y) REAR	P ZERO	2049100	2009 - 2018
VANQUISH	255/35R20	(97 Y) FRONT	P ZERO	2445700	2015 >
VANQUISH	305/30R20	(103 Y) REAR	P ZERO	2445800	2015 >
VANTAGE	255/40R20	(101 Y) FRONT	P-ZERO	3087000	2018 >
VANTAGE	295/35R20	(105 Y) REAR	P-ZERO	2219100	2018 >
VIRAGE	245/35R20	(95 Y) FRONT	P ZERO	2137400	2011 - 2012
VIRAGE	295/30R20	(101 Y) REAR	P ZERO	2137800	2011 - 2012
ASTON MARTIN WINTER					
DB9	245/35R20	95 W FRONT	W270 SOTTOZERO SERIE II	1821200	2013 >
DB9	295/30R20	101 W REAR	W270 SOTTOZERO SERIE II	1821700	2013 >
DBS	245/35R20	95 W FRONT	W270 SOTTOZERO SERIE II	1821200	2007 - 2012

ORIGINAL EQUIPMENT - HOMOLOGATIONS

Model	Tire Size	LI / SR / Note	Line	IP Code	Model Year Range
ASTON MARTIN WINTER (CONT.)					
DBS	295/30R20	101 W REAR	W270 SOTTOZERO SERIE II	1821700	2007 - 2012
DBS SUPERLEGGERA	265/35R21	101 W FRONT	W270 SOTTOZERO SERIE II	2822700	2018 >
DBS SUPERLEGGERA	305/30R21	104 W REAR	W270 SOTTOZERO SERIE II	2822600	2018 >
V8 VANTAGE	235/40R19	96 W FRONT	W270 SOTTOZERO SERIE II	1821100	2006 - 2018
V8 VANTAGE	275/35R19	100 W REAR	W270 SOTTOZERO SERIE II	1821400	2006 - 2018
VANTAGE	255/40R20	97 W FRONT	W270 SOTTOZERO SERIE II	2792800	2018 >
VANTAGE	295/35R20	101 W REAR	W270 SOTTOZERO SERIE II	2792900	2018 >
VIRAGE	245/35R20	95 W FRONT	W270 SOTTOZERO SERIE II	1821200	2011 - 2012
VIRAGE	295/30R20	101 W REAR	W270 SOTTOZERO SERIE II	1821700	2011 - 2012
AUDI					
A3	225/40R18	92 H ALL AROUND	CINTURATO P7 ALLSEASON	2398700	2012 >
A3	225/40R18	92 Y ALL AROUND	P-ZERO	2694300	2012 >
A3	225/45R17	91 Y ALL AROUND	CINTURATO P7	2288900	2012 >
A3	225/45R17	91 H ALL AROUND	CINTURATO P7 ALLSEASON	2864600	2012 >
A3	235/35R19	91 Y ALL AROUND	P ZERO	2152100	2012 >
A3	235/35R19	91 Y ALL AROUND / REAR	P-ZERO	2683400	2015 >
A3	235/35R19	91 Y ALL AROUND	P-ZERO	2914000	2012 >
A3	255/30R19	91 Y FRONT	P-ZERO	2683500	2015 >
A4	205/60R16	92 W ALL AROUND	CINTURATO P7	2376000	2015 >
A4	225/50R17	98 Y ALL AROUND	CINTURATO P7	2417900	2015 >
A4	245/35R19	93 Y ALL AROUND	P-ZERO	2707100	2015 >
A4	245/40R18	97 Y ALL AROUND	CINTURATO P7	2011600	2008 - 2015
A4	245/40R18	93 Y ALL AROUND	CINTURATO P7	2011700	2008 - 2015
A4	245/40R18	93 Y ALL AROUND	CINTURATO P7	2417700	2015 >
A4	245/40R18	93 H ALL AROUND	CINTURATO P7 ALLSEASON	2220400	2008 - 2015
A4	245/40R18	97 H ALL AROUND	CINTURATO P7 ALLSEASON	2417600	2015 >
A4	245/45R17	95 H ALL AROUND	CINTURATO P7 ALLSEASON	2220500	2008 - 2015
A4	255/35R18	94 Y ALL AROUND	P ZERO	1800400	2000 - 2001
A4	255/35R19	(96 Y) ALL AROUND	P ZERO ROSSO	1518500	2006 - 2008
A4	255/35R19	(96 Y) ALL AROUND	P ZERO ROSSO	1518500	2008 - 2015
A4	265/30R20	94 Y ALL AROUND	P ZERO	2152900	2012 - 2016
A4	275/30R20	97 Y ALL AROUND	P-ZERO	2734200	2017 >
A4 ALLROAD	225/55R17	97 Y ALL AROUND	CINTURATO P7	2492600	2016 >
A4 ALLROAD	245/45R18	100 H ALL AROUND	CINTURATO P7 ALLSEASON	2131000	2009 - 2016
A4 ALLROAD	245/45R18	96 Y ALL AROUND	P ZERO	2016900	2009 - 2016
A5	205/60R16	92 W ALL AROUND	CINTURATO P7	2376000	2017 >
A5	205/60R16	92 W ALL AROUND	CINTURATO P7	2376000	2018 >
A5	225/50R17	98 Y ALL AROUND	CINTURATO P7	2417900	2017 >
A5	245/40R18	97 Y ALL AROUND	CINTURATO P7	2011600	2007 - 2017
A5	245/40R18	93 Y ALL AROUND	CINTURATO P7	2011700	2007 - 2017
A5	245/40R18	93 Y ALL AROUND	CINTURATO P7	2417700	2017 >
A5	245/40R18	97 H ALL AROUND	CINTURATO P7 ALLSEASON	2417600	2017 >
A5	255/35R19	(96 Y) ALL AROUND	P ZERO	2404300	2007 - 2017
A5	255/35R19	(96 Y) ALL AROUND	P ZERO ROSSO	1518500	2007 - 2017
A5	275/30R20	(97 Y) ALL AROUND	P ZERO	1876200	2010 >
A5	275/30R20	97 Y ALL AROUND	P-ZERO	2734200	2017 >
A5 Sportback	205/60R16	92 W ALL AROUND	CINTURATO P7	2376000	2018 >
A6	225/55R17	101 V ALL AROUND	CINTURATO P7 ALLSEASON	2080500	2011 >
A6	245/45R18	100 H ALL AROUND	CINTURATO P7 ALLSEASON	2131000	2011 >
A6	245/45R19	102 H ALL AROUND	CINTURATO P7 ALLSEASON	2764200	2018 >
A6	245/45R19	102 Y ALL AROUND	P-ZERO	2764500	2018 >
A6	255/35R19	(96 Y) ALL AROUND	P ZERO ROSSO	1518500	2004 - 2011
A6	255/35R20	97 Y ALL AROUND	P ZERO	1997100	2011 >
A6	255/35R21	98 Y ALL AROUND	P-ZERO	2764300	2018 >
A6	255/40R19	100 Y ALL AROUND	P ZERO	1996400	2011 >
A6	255/40R20	101 Y ALL AROUND	P-ZERO	2764400	2018 >
A6	255/40R20	101 Y ALL AROUND	P-ZERO	3149500	2018 >
A6	255/40R20	101 H ALL AROUND	P-ZERO ALL SEASON	2764100	2018 >
A6	265/30R21	96 Y ALL AROUND	P-ZERO	2549300	2011 >
A6	275/35R20	(102 Y) ALL AROUND	P ZERO	2475000	2013 >
A6	285/30R21	(100 Y) ALL AROUND	P ZERO	2417300	2013 >
A6 ALLROAD	255/40R20	101 Y ALL AROUND	P ZERO	2128900	2012 >
A6 ALLROAD	255/45R19	100 Y ALL AROUND	P ZERO	2125500	2012 >
A7	245/45R19	102 H ALL AROUND	CINTURATO P7 ALLSEASON	2764200	2018 >
A7	245/45R19	102 Y ALL AROUND	P-ZERO	2764500	2018 >
A7	255/35R21	98 Y ALL AROUND	P-ZERO	2764300	2018 >
A7	255/40R19	100 H ALL AROUND	CINTURATO P7 ALLSEASON	2141400	2010 >
A7	255/40R19	100 Y ALL AROUND	P ZERO	1996400	2010 >
A7	255/40R20	101 Y ALL AROUND	P-ZERO	2764400	2018 >
A7	255/40R20	101 Y ALL AROUND	P-ZERO	3149500	2018 >
A7	255/40R20	101 H ALL AROUND	P-ZERO ALL SEASON	2764100	2018 >
A7	255/45R18	99 Y ALL AROUND	P ZERO	1996900	2010 >
A7	265/35R20	99 Y ALL AROUND	P ZERO	2034700	2010 >
A7	275/30R21	(98 Y) ALL AROUND	P ZERO	2218900	2013 >
A7	275/35R20	(102 Y) ALL AROUND	P ZERO	2475000	2013 >

ORIGINAL EQUIPMENT - HOMOLOGATIONS

Model	Tire Size	LI / SR / Note	Line	IP Code	Model Year Range
AUDI (CONT.)					
A8	235/55R18	104 Y ALL AROUND	P ZERO	2065500	2009 - 2017
A8	235/60R17	102 Y ALL AROUND	P ZERO	1874100	2009 - 2017
A8	245/45R17	95 H ALL AROUND	CINTURATO P7 ALLSEASON	2220500	2009 - 2017
A8	255/45R19	104 Y ALL AROUND	CINTURATO P7	3253300	2017 >
A8	255/45R19	104 H ALL AROUND	CINTURATO P7 ALLSEASON	2636600	2017 >
A8	255/45R19	104 Y ALL AROUND	P ZERO	2035100	2009 - 2017
A8	255/45R19	104 H ALL AROUND	P ZERO NERO AS	1873500	2009 - 2017
A8	265/35R21	101 Y ALL AROUND	P-ZERO	2523900	2017 >
A8	265/40R20	104 H ALL AROUND	CINTURATO P7 ALLSEASON	2636500	2017 >
A8	265/40R20	104 Y ALL AROUND	P ZERO	1849300	2009 - 2017
A8	265/40R20	104 Y ALL AROUND	P ZERO	1849300	2011 >
A8	265/40R20	104 H ALL AROUND	P ZERO NERO AS	2076700	2009 - 2017
A8	265/40R20	104 H ALL AROUND	P ZERO NERO AS	2494600	2009 - 2017
A8	265/40R20	104 Y ALL AROUND	P-ZERO	2524000	2017 >
A8	275/35R21	(103 Y) ALL AROUND	P-ZERO	3489900	2017 >
Q3	235/50R18	97 Y ALL AROUND	SCORPION VERDE	2410700	2013 >
Q3	235/50R18	97 V ALL AROUND	SCORPION VERDE	2706900	2012 >
Q3	235/50R18	97 H ALL AROUND	SCORPION VERDE ALLSEASON	2252200	2012 >
Q3	235/55R17	99 V ALL AROUND	SCORPION VERDE	2697800	2012 >
Q3	255/35R20	97 Y ALL AROUND	P ZERO	1997100	2013 >
Q3	255/40R19	100 Y ALL AROUND	P ZERO	1996400	2013 >
Q5	255/40R21	102 Y ALL AROUND	P ZERO	2181400	2009 - 2016
Q5	255/40R21	102 Y ALL AROUND	P-ZERO	2637600	2017 >
Q5	255/45R20	101 W ALL AROUND	SCORPION VERDE	2638200	2017 >
Q5	255/45R20	101 H ALL AROUND	SCORPION VERDE ALLSEASON	2637800	2017 >
Q5	255/45R20	101 H ALL AROUND	SCORPION VERDE ALLSEASON	3110900	2018 >
Q7	255/55R18	109 H ALL AROUND	SCORPION ZERO ASIMMETRICO	1748300	2007 - 2015
Q7	255/55R19	111 Y ALL AROUND	SCORPION VERDE	2323000	2015 >
Q7	255/55R19	111 V ALL AROUND	SCORPION VERDE	2560600	2015 >
Q7	255/55R19	111 H ALL AROUND	SCORPION VERDE ALLSEASON	2422800	2015 >
Q7	275/45R20	110 Y ALL AROUND	P ZERO ROSSO	1618000	2007 - 2015
Q7	275/45R20	110 H ALL AROUND	SCORPION ZERO ASIMMETRICO	1748200	2007 - 2015
Q7	285/40R21	109 Y ALL AROUND	SCORPION VERDE	2423000	2015 >
Q7	285/45R20	112 Y ALL AROUND	SCORPION VERDE	2323200	2015 >
Q7	295/35R21	107 Y ALL AROUND	P ZERO	1906800	2007 - 2015
Q7	295/40R20	110 Y ALL AROUND	P ZERO ROSSO	1743900	2007 - 2015
R8	235/35R19	(91 Y) FRONT	P ZERO	1913600	2006 - 2015
R8	245/30R20	(90 Y) FRONT	P-ZERO	2800200	2015 >
R8	245/35R19	(93 Y) FRONT	P-ZERO	2637500	2015 >
R8	295/30R19	(100 Y) REAR	P ZERO	1740800	2006 - 2015
R8	295/35R19	(104 Y) REAR	P-ZERO	2808700	2015 >
R8	305/30R19	(102 Y) REAR	P ZERO	1777900	2006 - 2015
R8	305/30R20	(103 Y) REAR	P-ZERO	2800300	2015 >
TT	255/30R20	(92 Y) ALL AROUND	P ZERO	1876000	2014 >
TT	255/30R20	(92 Y) ALL AROUND	P ZERO CORSA ASIMMETRICO 2	2792300	2016 >
TT	255/35R19	(96 Y) ALL AROUND	P ZERO ROSSO	1518500	2007 - 2014
AUDI WINTER					
A3	225/40R18	94 V ALL AROUND	WINTER SOTTOZERO 3	2414400	2012 >
A3	235/35R19	91 V ALL AROUND	WINTER SOTTOZERO 3	2553200	2015 >
A4	205/60R16	92 H ALL AROUND	W210 SOTTOZERO SERIE II	2072900	2008 - 2015
A4	225/50R17	98 H ALL AROUND	WINTER SOTTOZERO 3	2445300	2015 >
A4	225/55R16	95 H ALL AROUND	W210 SOTTOZERO SERIE II	2073000	2008 - 2015
A4	235/40R19	96 V ALL AROUND	W240 SOTTOZERO SERIE II	2714200	2017 >
A4	245/40R18	97 V ALL AROUND	WINTER SOTTOZERO 3	2309700	2015 >
A4	275/30R20	97 W ALL AROUND	W270 SOTTOZERO SERIE II	2714300	2017 >
A4 ALLROAD	225/55R17	97 H ALL AROUND	W210 SOTTOZERO SERIE II	2051800	2009 - 2016
A5	225/50R17	98 H ALL AROUND	WINTER SOTTOZERO 3	2445300	2017 >
A5	235/40R19	96 V ALL AROUND	W240 SOTTOZERO SERIE II	2714200	2017 >
A5	245/40R18	97 V ALL AROUND	WINTER SOTTOZERO 3	2309700	2017 >
A5	275/30R20	97 W ALL AROUND	W270 SOTTOZERO SERIE II	2714300	2017 >
A6	225/50R18	99 H ALL AROUND	W210 SOTTOZERO SERIE II	2008800	2011 >
A6	225/55R17	97 H ALL AROUND	W210 SOTTOZERO SERIE II	2051800	2011 >
A6	225/55R18	102 V ALL AROUND	WINTER SOTTOZERO 3	2763800	2018 >
A6	225/60R16	98 H ALL AROUND	W210 SOTTOZERO SERIE II	2001600	2011 >
A6	225/60R17	99 H ALL AROUND	WINTER SOTTOZERO 3	2763900	2018 >
A6	245/45R19	102 V ALL AROUND	WINTER SOTTOZERO 3	2763700	2018 >
A6	255/40R20	101 W ALL AROUND	WINTER SOTTOZERO 3	3123800	2018 >
A6	285/30R21	100 W ALL AROUND	WINTER SOTTOZERO 3	2428400	2013 >
A6 ALLROAD	255/40R20	101 V ALL AROUND	W240 SOTTOZERO SERIE II	2145900	2006 - 2011
A7	225/55R18	102 V ALL AROUND	WINTER SOTTOZERO 3	2763800	2018 >
A7	225/60R17	99 H ALL AROUND	WINTER SOTTOZERO 3	2763900	2018 >
A7	235/55R17	99 H ALL AROUND	W210 SOTTOZERO SERIE II	2001500	2010 >
A7	245/45R19	102 V ALL AROUND	WINTER SOTTOZERO 3	2763700	2018 >
A7	255/40R20	101 W ALL AROUND	WINTER SOTTOZERO 3	3123800	2018 >
A8	235/50R19	103 H ALL AROUND	W210 SOTTOZERO SERIE II	1817700	2009 - 2017

ORIGINAL EQUIPMENT - HOMOLOGATIONS

Model	Tire Size	LI / SR / Note	Line	IP Code	Model Year Range
AUDI WINTER					
A8	235/55R18	104 H ALL AROUND	W210 SOTTOZERO SERIE II	1885500	2009 - 2017
A8	275/35R21	103 W ALL AROUND	WINTER SOTTOZERO 3	2615500	2011 >
Q3	215/60R17	96 H ALL AROUND	W210 SOTTOZERO SERIE II	2075500	2012 >
Q3	225/50R18	99 H ALL AROUND	WINTER SOTTOZERO 3	2393600	2012 >
Q3	255/40R19	100 V ALL AROUND	WINTER SOTTOZERO 3	2377000	2012 >
Q5	225/65R17	102 H ALL AROUND	W210 SOTTOZERO SERIE II	1951900	2009 - 2016
Q5	235/65R17	104 H ALL AROUND	SCORPION WINTER	2638700	2017 >
Q5	255/45R20	101 V ALL AROUND	SCORPION WINTER	2638800	2017 >
Q7	255/50R20	109 H ALL AROUND	SCORPION WINTER	2322500	2015 >
Q7	255/55R19	111 H ALL AROUND	SCORPION WINTER	2322600	2015 >
Q7	255/60R18	108 H ALL AROUND	SCORPION WINTER	2322700	2015 >
Q7	285/45R20	112 V ALL AROUND	SCORPION WINTER	2322400	2015 >
TT	225/40R19	93 V ALL AROUND	WINTER SOTTOZERO 3	2691400	2016 >
BENTLEY					
CONTINENTAL	285/45R18	103 Y ALL AROUND	P ZERO ASIMMETRICO	0960000	1998 - 2002
ARNAGE	255/40R20	(104 Y) ALL AROUND	P ZERO ASIMMETRICO	2540100	1998 - 2010
ARNAGE	255/45R19	104 Y ALL AROUND	P ZERO ASIMMETRICO	1315100	1998 - 2010
ARNAGE	255/50R18	102 Y ALL AROUND	P ZERO ROSSO	0984900	1998 - 2010
BENTAYGA	275/50R20	113 W ALL AROUND	SCORPION VERDE ALLSEASON	2463900	2016 >
BENTAYGA	285/40R22	(110 Y) ALL AROUND	P ZERO	2463600	2016 >
BENTAYGA	285/45R21	(113 Y) ALL AROUND	P ZERO	2463700	2016 >
BENTAYGA	285/45R21	113 W ALL AROUND	SCORPION VERDE ALLSEASON	2463800	2016 >
BENTAYGA	285/45R21	113 W ALL AROUND	SCORPION VERDE ALLSEASON	3435500	2016 >
CONTINENTAL FLYING SPUR	275/35R20	(102 Y) ALL AROUND	P ZERO ROSSO	2540800	2006 - 2013
CONTINENTAL FLYING SPUR	275/35R21	(103 Y) ALL AROUND	P ZERO	2370900	2013 >
CONTINENTAL FLYING SPUR	275/40R19	(105 Y) ALL AROUND	P ZERO ROSSO	1587000	2006 - 2013
CONTINENTAL FLYING SPUR	275/40R19	(105 Y) ALL AROUND	P ZERO ROSSO	1839300	2006 - 2013
CONTINENTAL FLYING SPUR	275/45R19	(108 Y) ALL AROUND	P ZERO	2168200	2013 >
CONTINENTAL GT	265/40R21	(105 Y) FRONT	P-ZERO	2679200	2017 >
CONTINENTAL GT	265/45R20	(108 Y) FRONT	P-ZERO	2679100	2017 >
CONTINENTAL GT	275/35R22	104 W FRONT	P ZERO ALL SEASON	3615500	2017 >
CONTINENTAL GT	275/35R22	(104 Y) FRONT	P-ZERO	3287300	2017 >
CONTINENTAL GT	295/40R20	(110 Y) REAR	P-ZERO	2679000	2017 >
CONTINENTAL GT	305/35R21	(109 Y) REAR	P-ZERO	2679300	2017 >
CONTINENTAL GT	315/30R22	107 W REAR	P ZERO ALL SEASON	3615600	2017 >
CONTINENTAL GT	315/30R22	(107 Y) REAR	P-ZERO	3285800	2017 >
CONTINENTAL GT	275/35R20	(102 Y) ALL AROUND	P ZERO	2540000	2005 - 2012
CONTINENTAL GT	275/35R20	(102 Y) ALL AROUND	P ZERO	3496000	2005 - 2012
CONTINENTAL GT	275/35R20	(102 Y) ALL AROUND	P ZERO ROSSO	2540800	2005 - 2012
CONTINENTAL GT	275/35R21	(103 Y) ALL AROUND	P ZERO	2353700	2011 - 2017
CONTINENTAL GT	275/35R21	(103 Y) ALL AROUND	P ZERO	2370900	2011 - 2017
CONTINENTAL GT	275/40R19	(105 Y) ALL AROUND	P ZERO ROSSO	1587000	2005 - 2012
CONTINENTAL GT	275/40R19	(105 Y) ALL AROUND	P ZERO ROSSO	1839300	2005 - 2012
CONTINENTAL GT	275/40R20	(106 Y) ALL AROUND	P ZERO	1874900	2011 - 2017
CONTINENTAL GT	275/40R20	(106 Y) ALL AROUND	P ZERO	2361500	2011 - 2017
CONTINENTAL GTC	265/40R21	(105 Y) FRONT	P-ZERO	2679200	2018 >
CONTINENTAL GTC	265/45R20	(108 Y) FRONT	P-ZERO	2679100	2018 >
CONTINENTAL GTC	275/35R22	104 W FRONT	P ZERO ALL SEASON	3615500	2018 >
CONTINENTAL GTC	275/35R22	(104 Y) FRONT	P-ZERO	3287300	2018 >
CONTINENTAL GTC	295/40R20	(110 Y) REAR	P-ZERO	2679000	2018 >
CONTINENTAL GTC	305/35R21	(109 Y) REAR	P-ZERO	2679300	2018 >
CONTINENTAL GTC	315/30R22	107 W REAR	P ZERO ALL SEASON	3615600	2018 >
CONTINENTAL GTC	315/30R22	(107 Y) REAR	P-ZERO	3285800	2018 >
MULSANNE	265/40R21	(105 Y) ALL AROUND	P ZERO	2540200	2010 >
MULSANNE	265/45R20	(108 Y) ALL AROUND	P ZERO	1827600	2010 >
BENTLEY WINTER					
BENTAYGA	285/45R21	113 W ALL AROUND	SCORPION WINTER	2464000	2016 >
CONTINENTAL FLYING SPUR	275/35R20	102 W REAR	W270 SOTTOZERO SERIE II	1821500	2006 - 2013
CONTINENTAL FLYING SPUR	275/40R20	106 W ALL AROUND	W270 SOTTOZERO SERIE II	1878000	2013 >
CONTINENTAL GT	265/40R21	105 W FRONT	WINTER SOTTOZERO 3	2679500	2017 >
CONTINENTAL GT	305/35R21	109 W REAR	WINTER SOTTOZERO 3	2679400	2017 >
CONTINENTAL GT	275/35R20	102 W REAR	W270 SOTTOZERO SERIE II	1821500	2005 - 2012
CONTINENTAL GT	275/40R20	106 W ALL AROUND	W270 SOTTOZERO SERIE II	1878000	2011 - 2017
CONTINENTAL GTC	265/40R21	105 W FRONT	WINTER SOTTOZERO 3	2679500	2018 >
CONTINENTAL GTC	305/35R21	109 W REAR	WINTER SOTTOZERO 3	2679400	2018 >
MULSANNE	265/45R20	108 W ALL AROUND	W270 SOTTOZERO SERIE II	1877900	2010 >
BMW					
1 SERIES	195/55R16	87 V ALL AROUND	CINTURATO P1	1961900	2011 >
1 SERIES	205/50R17	89 V ALL AROUND / FRONT	CINTURATO P7	2005500	2004 - 2011
1 SERIES	205/50R17	89 W ALL AROUND	CINTURATO P7	2265200	2011 >
1 SERIES	205/50R17	89 V ALL AROUND	CINTURATO P7 ALLSEASON	2041300	2011 >
1 SERIES	205/55R16	91 W ALL AROUND	CINTURATO P7	2040200	2011 >
1 SERIES	205/55R16	91 V ALL AROUND	CINTURATO P7	2440100	2011 >
1 SERIES	225/35R19	88 Y FRONT	P ZERO	2022700	2011 >
1 SERIES	225/40R18	88 Y FRONT	P ZERO	1992700	2011 >

ORIGINAL EQUIPMENT - HOMOLOGATIONS

Model	Tire Size	LI / SR / Note	Line	IP Code	Model Year Range
BMW (CONT.)					
1 SERIES	225/45R17	91 V REAR	CINTURATO P7	2005700	2004 - 2011
1 SERIES	245/30R19	89 Y REAR	P ZERO	2022800	2011 >
1 SERIES	245/35R18	88 Y REAR	P ZERO	1992500	2011 >
2 SERIES	195/55R16	87 V ALL AROUND	CINTURATO P1	1961900	2013 >
2 SERIES	205/50R17	89 W ALL AROUND	CINTURATO P7	2265200	2013 >
2 SERIES	205/50R17	89 V ALL AROUND	CINTURATO P7 ALLSEASON	2041300	2013 >
2 SERIES	205/55R16	91 W ALL AROUND	CINTURATO P7	2040200	2013 >
2 SERIES	205/55R16	91 V ALL AROUND	CINTURATO P7	2440100	2013 >
2 SERIES	225/35R19	88 Y FRONT	P ZERO	2022700	2013 >
2 SERIES	225/40R18	92 V ALL AROUND	CINTURATO P7 ALLSEASON	2325300	2013 >
2 SERIES	225/40R18	88 Y FRONT	P ZERO	1992700	2013 >
2 SERIES	245/30R19	89 Y REAR	P ZERO	2022800	2013 >
2 SERIES	245/35R18	88 Y REAR	P ZERO	1992500	2013 >
3 SERIES	225/35R19	88 Y FRONT	P ZERO	1924900	2006 - 2011
3 SERIES	225/35R20	90 Y FRONT	P ZERO	2074600	2012 >
3 SERIES	225/35R20	90 Y FRONT	P-ZERO	2750700	2018 >
3 SERIES	225/40R19	93 H ALL AROUND	CINTURATO P7 ALLSEASON	2814200	2018 >
3 SERIES	225/40R19	89 Y FRONT	P ZERO	1990700	2012 >
3 SERIES	225/40R19	93 Y FRONT	P ZERO	2604500	2012 >
3 SERIES	225/40R19	93 Y FRONT	P-ZERO	2750900	2018 >
3 SERIES	225/45R17	91 V REAR	CINTURATO P7	2005700	2006 - 2011
3 SERIES	225/45R17	91 W ALL AROUND	CINTURATO P7	2005800	2006 - 2011
3 SERIES	225/45R18	91 Y FRONT	CINTURATO P7	2041000	2012 >
3 SERIES	225/45R18	95 Y ALL AROUND	CINTURATO P7	2544100	2012 >
3 SERIES	225/45R18	91 V ALL AROUND	CINTURATO P7 ALLSEASON	2048900	2012 >
3 SERIES	225/45R18	95 H ALL AROUND	CINTURATO P7 ALLSEASON	2745400	2018 >
3 SERIES	225/45R18	95 H ALL AROUND	CINTURATO P7 ALLSEASON	2814000	2018 >
3 SERIES	225/50R17	94 W FRONT	CINTURATO P7	2028000	2012 >
3 SERIES	225/50R17	98 W ALL AROUND	CINTURATO P7	2604700	2012 >
3 SERIES	225/50R17	94 V ALL AROUND	CINTURATO P7 ALLSEASON	2041100	2012 >
3 SERIES	245/35R19	(93 Y) FRONT	P ZERO	1833200	2007 - 2013
3 SERIES	255/30R19	91 Y REAR	P ZERO	1925000	2006 - 2011
3 SERIES	255/30R20	92 Y REAR	P ZERO	2074500	2012 >
3 SERIES	255/30R20	90 Y REAR	P-ZERO	2750600	2018 >
3 SERIES	255/35R19	92 Y REAR	P ZERO	1990800	2012 >
3 SERIES	255/35R19	96 Y REAR	P ZERO	2604600	2012 >
3 SERIES	255/35R19	96 Y REAR	P-ZERO	2750800	2018 >
3 SERIES	255/40R17	94 W REAR	P ZERO	1738600	2006 - 2011
3 SERIES	255/40R18	95 Y REAR	CINTURATO P7	1990600	2012 >
3 SERIES	265/35R19	(98 Y) REAR	P ZERO	1833300	2007 - 2013
3 SERIES GT	225/45R19	96 V ALL AROUND	CINTURATO P7 ALLSEASON	2369400	2013 >
3 SERIES GT	225/45R19	92 W FRONT	P ZERO	2141000	2013 >
3 SERIES GT	225/50R18	95 W FRONT	CINTURATO P7	2245600	2013 >
3 SERIES GT	225/50R18	99 V ALL AROUND	CINTURATO P7 ALLSEASON	2145200	2013 >
3 SERIES GT	225/55R17	97 W ALL AROUND	CINTURATO P7	2145000	2013 >
3 SERIES GT	225/55R17	97 H ALL AROUND	CINTURATO P7 ALLSEASON	2145100	2013 >
3 SERIES GT	255/40R19	96 W REAR	P ZERO	2141100	2013 >
3 SERIES GT	255/45R18	99 W REAR	CINTURATO P7	2245500	2013 >
4 SERIES	225/35R20	90 Y FRONT	P ZERO	2074600	2013 >
4 SERIES	225/40R19	93 V ALL AROUND	CINTURATO P7 ALLSEASON	2418000	2013 >
4 SERIES	225/40R19	89 Y FRONT	P ZERO	1990700	2013 >
4 SERIES	225/45R18	91 Y FRONT	CINTURATO P7	2041000	2013 >
4 SERIES	225/45R18	91 V ALL AROUND	CINTURATO P7 ALLSEASON	2048900	2013 >
4 SERIES	225/50R17	94 W FRONT	CINTURATO P7	2028000	2013 >
4 SERIES	225/50R17	98 W ALL AROUND	CINTURATO P7	2604700	2013 >
4 SERIES	225/50R17	94 V ALL AROUND	CINTURATO P7 ALLSEASON	2041100	2013 >
4 SERIES	255/30R20	92 Y REAR	P ZERO	2074500	2013 >
4 SERIES	255/35R19	92 Y REAR	P ZERO	1990800	2013 >
4 SERIES	255/40R18	95 Y REAR	CINTURATO P7	1990600	2013 >
5 SERIES	225/55R17	97 Y ALL AROUND	CINTURATO P7	1951500	2010 - 2017
5 SERIES	225/55R17	97 Y ALL AROUND	CINTURATO P7	1951500	2011 >
5 SERIES	245/35R20	95 Y FRONT	P-ZERO	2596200	2017 >
5 SERIES	245/40R19	98 Y FRONT	CINTURATO P7	2478700	2017 >
5 SERIES	245/40R19	98 H ALL AROUND	CINTURATO P7 ALLSEASON	2477800	2017 >
5 SERIES	245/40R19	94 Y FRONT	P ZERO	1941800	2010 - 2017
5 SERIES	245/45R18	96 Y FRONT	CINTURATO P7	2074800	2010 - 2017
5 SERIES	245/45R18	100 Y FRONT	CINTURATO P7	2479100	2017 >
5 SERIES	245/45R18	100 Y ALL AROUND	CINTURATO P7	2479200	2017 >
5 SERIES	245/45R18	100 H ALL AROUND	CINTURATO P7 ALLSEASON	2477900	2017 >
5 SERIES	265/35R20	(99 Y) FRONT	P ZERO	2039200	2012 >
5 SERIES	265/40R19	(102 Y) FRONT	P ZERO	2039000	2012 >
5 SERIES	275/30R20	97 Y REAR	P-ZERO	2796900	2017 >
5 SERIES	275/35R19	100 Y REAR	CINTURATO P7	2478800	2017 >
5 SERIES	275/35R19	96 Y REAR	P ZERO	1921100	2010 - 2017
5 SERIES	275/35R20	(102 Y) FRONT	P-ZERO	2727700	2017 >

ORIGINAL EQUIPMENT - HOMOLOGATIONS

Model	Tire Size	LI / SR / Note	Line	IP Code	Model Year Range
BMW (CONT.)					
5 SERIES	275/40R18	99 Y REAR	CINTURATO P7	2074700	2010 - 2017
5 SERIES	275/40R18	99 Y REAR	CINTURATO P7	2479000	2017 >
5 SERIES	275/40R19	(105 Y) FRONT	P-ZERO	3135900	2017 >
5 SERIES	285/35R20	(104 Y) REAR	P-ZERO	3080100	2017 >
5 SERIES	285/40R19	(107 Y) REAR	P-ZERO	3136000	2017 >
5 SERIES	295/30R20	(101 Y) REAR	P ZERO	2039300	2012 >
5 SERIES	295/35R19	(104 Y) REAR	P ZERO	2039100	2012 >
5 SERIES GT	245/35R21	96 Y FRONT	P ZERO	1826600	2009 >
5 SERIES GT	245/45R19	98 Y FRONT	P ZERO	2137300	2009 >
5 SERIES GT	245/50R18	100 Y ALL AROUND	P ZERO	1789000	2009 >
5 SERIES GT	275/30R21	98 Y REAR	P ZERO	1826700	2009 >
5 SERIES GT	275/40R19	101 Y REAR	P ZERO	2153200	2009 >
6 SERIES	265/35R20	(99 Y) FRONT	P ZERO	2039200	2012 >
6 SERIES	265/40R19	(102 Y) FRONT	P ZERO	2039000	2012 >
6 SERIES	295/30R20	(101 Y) REAR	P ZERO	2039300	2012 >
6 SERIES	295/35R19	(104 Y) REAR	P ZERO	2039100	2012 >
6 SERIES GRAN COUPE	225/55R17	97 Y ALL AROUND	CINTURATO P7	1951500	2012 >
6 SERIES GRAN COUPE	245/40R19	94 Y FRONT	P ZERO	1941800	2012 >
6 SERIES GRAN COUPE	245/45R18	96 Y FRONT	CINTURATO P7	2074800	2012 >
6 SERIES GRAN COUPE	275/35R19	96 Y REAR	P ZERO	1921100	2012 >
6 SERIES GRAN COUPE	275/40R18	99 Y REAR	CINTURATO P7	2074700	2012 >
6 SERIES GT	245/35R21	96 Y FRONT	P-ZERO	2390300	2017 >
6 SERIES GT	245/40R20	99 Y FRONT	P ZERO	2546200	2017 >
6 SERIES GT	245/40R20	99 Y FRONT	P-ZERO	2979800	2017 >
6 SERIES GT	245/45R19	102 V ALL AROUND	CINTURATO P7 ALLSEASON	2467400	2017 >
6 SERIES GT	245/45R19	102 Y ALL AROUND	P ZERO	2546000	2017 >
6 SERIES GT	245/45R19	98 Y FRONT	P ZERO	2546400	2017 >
6 SERIES GT	245/45R19	102 Y ALL AROUND	P-ZERO	2544400	2017 >
6 SERIES GT	245/50R18	100 Y ALL AROUND	CINTURATO P7	2332000	2017 >
6 SERIES GT	245/50R18	100 Y ALL AROUND	CINTURATO P7	2467700	2017 >
6 SERIES GT	245/50R18	100 V ALL AROUND	CINTURATO P7 ALLSEASON	2469100	2017 >
6 SERIES GT	275/30R21	98 Y REAR	P-ZERO	2390400	2017 >
6 SERIES GT	275/35R20	102 Y REAR	P ZERO	2546100	2017 >
6 SERIES GT	275/35R20	102 Y REAR	P-ZERO	2979700	2017 >
6 SERIES GT	275/40R19	101 Y REAR	P ZERO	2546300	2017 >
7 SERIES	245/35R21	96 Y FRONT	P ZERO	1826600	2008 - 2015
7 SERIES	245/35R21	96 Y FRONT	P-ZERO	2390300	2015 >
7 SERIES	245/40R20	99 Y FRONT	P ZERO	2546200	2015 >
7 SERIES	245/40R20	99 Y FRONT	P-ZERO	2979800	2015 >
7 SERIES	245/45R19	102 V ALL AROUND	CINTURATO P7 ALLSEASON	2467400	2015 >
7 SERIES	245/45R19	98 Y FRONT	P ZERO	2137300	2008 - 2015
7 SERIES	245/45R19	102 Y ALL AROUND	P ZERO	2546000	2015 >
7 SERIES	245/45R19	98 Y FRONT	P ZERO	2546400	2008 - 2015
7 SERIES	245/45R19	98 Y FRONT	P ZERO	2546400	2015 >
7 SERIES	245/45R19	98 Y FRONT	P-ZERO	2544300	2015 >
7 SERIES	245/50R18	100 Y ALL AROUND	CINTURATO P7	2332000	2008 - 2015
7 SERIES	245/50R18	100 Y ALL AROUND	CINTURATO P7	2332000	2015 >
7 SERIES	245/50R18	100 Y ALL AROUND	CINTURATO P7	2467700	2015 >
7 SERIES	245/50R18	100 V ALL AROUND	CINTURATO P7 ALLSEASON	2469100	2015 >
7 SERIES	245/50R18	100 Y ALL AROUND	P ZERO	1789000	2008 - 2015
7 SERIES	275/30R21	98 Y REAR	P ZERO	1826700	2008 - 2015
7 SERIES	275/30R21	98 Y REAR	P-ZERO	2390400	2015 >
7 SERIES	275/35R20	102 Y REAR	P ZERO	2546100	2015 >
7 SERIES	275/35R20	102 Y REAR	P-ZERO	2979700	2015 >
7 SERIES	275/40R19	101 Y REAR	P ZERO	2153200	2008 - 2015
7 SERIES	275/40R19	101 Y REAR	P ZERO	2546300	2008 - 2015
7 SERIES	275/40R19	101 Y REAR	P ZERO	2546300	2015 >
7 SERIES	275/40R19	101 Y REAR	P-ZERO	2544200	2015 >
8 SERIES Cabrio	245/35R20	95 Y FRONT	P-ZERO	2596200	2018 >
8 SERIES Cabrio	245/40R19	98 Y FRONT	CINTURATO P7	2478700	2018 >
8 SERIES Cabrio	245/40R19	98 H ALL AROUND	CINTURATO P7 ALLSEASON	2477800	2018 >
8 SERIES Cabrio	245/45R18	100 Y FRONT	CINTURATO P7	2479100	2018 >
8 SERIES Cabrio	245/45R18	100 Y FRONT	CINTURATO P7	3120600	2018 >
8 SERIES Cabrio	245/45R18	100 H ALL AROUND	CINTURATO P7 ALLSEASON	2477900	2018 >
8 SERIES Cabrio	275/30R20	97 Y REAR	P-ZERO	2796900	2018 >
8 SERIES Cabrio	275/35R19	100 Y REAR	CINTURATO P7	2478800	2018 >
8 SERIES Cabrio	275/35R19	100 H REAR	CINTURATO P7 ALLSEASON	3120400	2018 >
8 SERIES Cabrio	275/40R18	99 Y REAR	CINTURATO P7	2479000	2018 >
8 SERIES Cabrio	275/40R18	103 Y REAR	CINTURATO P7	3120700	2018 >
8 SERIES Cabrio	275/40R18	103 H REAR	CINTURATO P7 ALLSEASON	3120500	2018 >
8 SERIES Coupe	245/35R20	95 Y FRONT	P-ZERO	2596200	2018 >
8 SERIES Coupe	245/40R19	98 Y FRONT	CINTURATO P7	2478700	2018 >
8 SERIES Coupe	245/40R19	98 H ALL AROUND	CINTURATO P7 ALLSEASON	2477800	2018 >
8 SERIES Coupe	245/45R18	100 Y FRONT	CINTURATO P7	2479100	2018 >
8 SERIES Coupe	245/45R18	100 Y FRONT	CINTURATO P7	3120600	2018 >

ORIGINAL EQUIPMENT - HOMOLOGATIONS

Model	Tire Size	LI / SR / Note	Line	IP Code	Model Year Range
BMW (CONT.)					
8 SERIES Coupe	245/45R18	100 H ALL AROUND	CINTURATO P7 ALLSEASON	2477900	2018 >
8 SERIES Coupe	275/30R20	97 Y REAR	P-ZERO	2796900	2018 >
8 SERIES Coupe	275/35R19	100 Y REAR	CINTURATO P7	2478800	2018 >
8 SERIES Coupe	275/35R19	100 H REAR	CINTURATO P7 ALLSEASON	3120400	2018 >
8 SERIES Coupe	275/40R18	99 Y REAR	CINTURATO P7	2479000	2018 >
8 SERIES Coupe	275/40R18	103 Y REAR	CINTURATO P7	3120700	2018 >
8 SERIES Coupe	275/40R18	103 H REAR	CINTURATO P7 ALLSEASON	3120500	2018 >
X1	225/40R19	89 W FRONT	P ZERO	2331700	2009 - 2015
X1	225/45R18	91 W ALL AROUND / FRONT	CINTURATO P7	1836900	2009 - 2015
X1	225/45R18	91 V ALL AROUND / FRONT	CINTURATO P7	1873000	2009 - 2015
X1	225/45R19	92 W ALL AROUND	CINTURATO P7	2461700	2015 >
X1	225/50R17	94 W FRONT	CINTURATO P7	2028000	2009 - 2015
X1	225/50R17	94 H ALL AROUND	CINTURATO P7	2307600	2009 - 2015
X1	225/50R17	94 V ALL AROUND	CINTURATO P7	2307700	2009 - 2015
X1	225/50R18	95 W ALL AROUND	CINTURATO P7	2467100	2015 >
X1	225/50R18	95 V ALL AROUND	CINTURATO P7 ALLSEASON	2461000	2015 >
X1	225/50R18	95 V ALL AROUND	CINTURATO P7 ALLSEASON	2461500	2015 >
X1	225/50R18	99 W ALL AROUND	P-ZERO	2625800	2015 >
X1	225/55R17	97 W ALL AROUND	CINTURATO P7	2467000	2015 >
X1	225/55R17	97 H ALL AROUND	CINTURATO P7 ALLSEASON	2461600	2015 >
X1	255/35R19	92 W REAR	P ZERO	2331800	2009 - 2015
X1	255/40R18	95 W REAR	CINTURATO P7	1872600	2009 - 2015
X1	255/40R18	95 V REAR	CINTURATO P7	1873100	2009 - 2015
X2	225/40R20	94 Y ALL AROUND	P-ZERO	2750500	2018 >
X2	225/45R19	96 H ALL AROUND	CINTURATO P7 ALLSEASON	2745300	2018 >
X2	225/45R19	96 Y ALL AROUND	P-ZERO	2700000	2018 >
X2	225/50R18	95 W ALL AROUND	CINTURATO P7	2467100	2018 >
X2	225/50R18	95 V ALL AROUND	CINTURATO P7 ALLSEASON	2461000	2018 >
X2	225/50R18	99 W ALL AROUND	P-ZERO	2625800	2018 >
X2	225/55R17	97 W ALL AROUND	CINTURATO P7	2467000	2018 >
X2	225/55R17	97 H ALL AROUND	CINTURATO P7 ALLSEASON	2461600	2018 >
X3	225/60R17	99 V ALL AROUND	CINTURATO P7	2050300	2010 - 2018
X3	225/60R17	99 H ALL AROUND	CINTURATO P7 ALLSEASON	2050500	2010 - 2018
X3	225/60R18	104 W ALL AROUND	CINTURATO P7	2701100	2018 >
X3	225/60R18	104 H ALL AROUND	CINTURATO P7 ALLSEASON	2617600	2018 >
X3	235/45R19	95 W FRONT	P ZERO ROSSO	1521500	2003 - 2010
X3	235/50R18	97 H ALL AROUND	SCORPION STR	1503700	2003 - 2010
X3	235/55R17	99 H ALL AROUND	SCORPION STR	1395100	2003 - 2010
X3	245/35R21	96 Y FRONT	P ZERO	1826600	2010 - 2018
X3	245/40R20	99 Y FRONT	P-ZERO	2979800	2010 - 2018
X3	245/40R21	100 Y FRONT	P-ZERO	2618100	2018 >
X3	245/45R19	98 Y FRONT	P ZERO	2137300	2010 - 2018
X3	245/45R20	103 W FRONT	P-ZERO	2617900	2018 >
X3	245/45R20	103 Y FRONT	P-ZERO	2826400	2018 >
X3	245/50R18	100 W ALL AROUND	CINTURATO P7	2136900	2010 - 2018
X3	245/50R18	100 V ALL AROUND	CINTURATO P7 ALLSEASON	2137100	2010 - 2018
X3	245/50R18	100 Y ALL AROUND	P ZERO	1789000	2010 - 2018
X3	245/50R19	105 W ALL AROUND	CINTURATO P7	2671600	2018 >
X3	245/50R19	105 H ALL AROUND	CINTURATO P7 ALLSEASON	2617700	2018 >
X3	245/50R19	105 H ALL AROUND	CINTURATO P7 ALLSEASON	2617800	2018 >
X3	245/50R19	105 W ALL AROUND	P-ZERO	2685200	2018 >
X3	245/55R17	102 V ALL AROUND	CINTURATO P7	2010200	2010 - 2018
X3	245/55R17	102 H ALL AROUND	CINTURATO P7 ALLSEASON	1999000	2010 - 2018
X3	255/40R19	96 W REAR	P ZERO ROSSO	1521600	2003 - 2010
X3	275/30R21	98 Y REAR	P ZERO	1826700	2010 - 2018
X3	275/35R20	102 Y REAR	P-ZERO	2979700	2010 - 2018
X3	275/35R21	103 Y REAR	P-ZERO	2618200	2018 >
X3	275/40R19	101 Y REAR	P ZERO	2153200	2010 - 2018
X3	275/40R20	106 W REAR	P-ZERO	2707200	2018 >
X3	275/40R20	106 Y REAR	P-ZERO	2826500	2018 >
X4	225/60R17	99 V ALL AROUND	CINTURATO P7	2050300	2014 >
X4	225/60R17	99 H ALL AROUND	CINTURATO P7 ALLSEASON	2050500	2014 >
X4	225/60R18	104 W ALL AROUND	CINTURATO P7	2701100	2018 >
X4	225/60R18	104 H ALL AROUND	CINTURATO P7 ALLSEASON	2617600	2018 >
X4	245/35R21	96 Y FRONT	P ZERO	1826600	2014 >
X4	245/40R20	99 Y FRONT	P-ZERO	2979800	2014 >
X4	245/40R21	100 Y FRONT	P-ZERO	2618100	2018 >
X4	245/45R19	98 Y FRONT	P ZERO	2137300	2014 >
X4	245/45R20	103 W FRONT	P-ZERO	2617900	2018 >
X4	245/45R20	103 Y FRONT	P-ZERO	2826400	2018 >
X4	245/50R18	100 W ALL AROUND	CINTURATO P7	2136900	2014 >
X4	245/50R18	100 V ALL AROUND	CINTURATO P7 ALLSEASON	2137100	2014 >
X4	245/50R18	100 Y ALL AROUND	P ZERO	1789000	2014 >
X4	245/50R19	105 W ALL AROUND	CINTURATO P7	2671600	2018 >
X4	245/50R19	105 H ALL AROUND	CINTURATO P7 ALLSEASON	2617700	2018 >

ORIGINAL EQUIPMENT - HOMOLOGATIONS

Model	Tire Size	LI / SR / Note	Line	IP Code	Model Year Range
BMW (CONT.)					
X4	245/50R19	105 H ALL AROUND	CINTURATO P7 ALLSEASON	2617800	2018 >
X4	245/50R19	105 W ALL AROUND	P-ZERO	2685200	2018 >
X4	245/55R17	102 V ALL AROUND	CINTURATO P7	2010200	2014 >
X4	245/55R17	102 H ALL AROUND	CINTURATO P7 ALLSEASON	1999000	2014 >
X4	275/30R21	98 Y REAR	P ZERO	1826700	2014 >
X4	275/35R20	102 Y REAR	P-ZERO	2979700	2014 >
X4	275/35R21	103 Y REAR	P-ZERO	2618200	2018 >
X4	275/40R19	101 Y REAR	P ZERO	2153200	2014 >
X4	275/40R20	106 W REAR	P-ZERO	2707200	2018 >
X4	275/40R20	106 Y REAR	P-ZERO	2826500	2018 >
X5	255/50R19	107 W FRONT	SCORPION VERDE	2298100	2007 - 2013
X5	255/50R19	107 W FRONT	SCORPION VERDE	2298100	2013 >
X5	255/50R19	107 H ALL AROUND	SCORPION VERDE ALLSEASON	2297800	2007 - 2013
X5	255/50R19	107 H ALL AROUND	SCORPION VERDE ALLSEASON	2297800	2013 >
X5	255/55R18	109 V ALL AROUND	SCORPION VERDE	2298200	2007 - 2013
X5	255/55R18	109 V ALL AROUND	SCORPION VERDE	2298200	2013 >
X5	255/55R18	109 V ALL AROUND	SCORPION VERDE	2298300	2007 - 2013
X5	255/55R18	109 V ALL AROUND	SCORPION VERDE	2298300	2013 >
X5	255/55R18	109 H ALL AROUND	SCORPION VERDE ALLSEASON	2297900	2007 - 2013
X5	255/55R18	109 H ALL AROUND	SCORPION VERDE ALLSEASON	2297900	2013 >
X5	265/50R19	110 W ALL AROUND	P-ZERO	2754200	2018 >
X5	265/50R19	110 W ALL AROUND	P-ZERO	2811900	2018 >
X5	265/50R19	110 H ALL AROUND	SCORPION ZERO ALL SEASON	2811800	2018 >
X5	275/35R22	104 Y FRONT	P-ZERO	2751200	2018 >
X5	275/40R20	106 W FRONT	P-ZERO	2618000	2013 >
X5	275/40R21	107 Y FRONT	P-ZERO	2751400	2018 >
X5	275/40R21	107 Y FRONT	P-ZERO	2924500	2018 >
X5	275/45R20	110 Y FRONT	P-ZERO	2751600	2018 >
X5	275/45R20	110 H ALL AROUND	SCORPION ZERO ALL SEASON	2811700	2018 >
X5	285/35R21	105 Y FRONT	P ZERO	2306200	2007 - 2013
X5	285/35R21	105 Y FRONT	P ZERO	2306200	2013 >
X5	285/45R19	111 W REAR	SCORPION VERDE	2298000	2007 - 2013
X5	285/45R19	111 W REAR	SCORPION VERDE	2298000	2013 >
X5	305/40R20	112 Y REAR	P-ZERO	2751500	2018 >
X5	315/30R22	107 Y REAR	P-ZERO	2751100	2018 >
X5	315/35R20	110 W REAR	P-ZERO	2645200	2013 >
X5	315/35R21	111 Y REAR	P-ZERO	2751300	2018 >
X5	315/35R21	111 Y REAR	P-ZERO	2924600	2018 >
X5	325/30R21	108 Y REAR	P ZERO	2306300	2007 - 2013
X5	325/30R21	108 Y REAR	P ZERO	2306300	2013 >
X5 M	285/40R20	104 Y FRONT	P ZERO	2422600	2015 >
X5 M	325/35R20	108 Y REAR	P ZERO	2422700	2015 >
X6	255/50R19	107 W FRONT	SCORPION VERDE	2298100	2007 - 2013
X6	255/50R19	107 W FRONT	SCORPION VERDE	2298100	2014 >
X6	255/50R19	107 H ALL AROUND	SCORPION VERDE ALLSEASON	2297800	2007 - 2013
X6	255/50R19	107 H ALL AROUND	SCORPION VERDE ALLSEASON	2297800	2014 >
X6	255/55R18	109 V ALL AROUND	SCORPION VERDE	2298200	2007 - 2013
X6	255/55R18	109 V ALL AROUND	SCORPION VERDE	2298200	2014 >
X6	255/55R18	109 V ALL AROUND	SCORPION VERDE	2298300	2007 - 2013
X6	255/55R18	109 V ALL AROUND	SCORPION VERDE	2298300	2014 >
X6	255/55R18	109 H ALL AROUND	SCORPION VERDE ALLSEASON	2297900	2007 - 2013
X6	255/55R18	109 H ALL AROUND	SCORPION VERDE ALLSEASON	2297900	2014 >
X6	275/40R20	106 W FRONT	P-ZERO	2618000	2014 >
X6	285/35R21	105 Y FRONT	P ZERO	2306200	2007 - 2013
X6	285/35R21	105 Y FRONT	P ZERO	2306200	2014 >
X6	285/45R19	111 W REAR	SCORPION VERDE	2298000	2007 - 2013
X6	285/45R19	111 W REAR	SCORPION VERDE	2298000	2014 >
X6	315/35R20	110 W REAR	P-ZERO	2645200	2014 >
X6	325/30R21	108 Y REAR	P ZERO	2306300	2007 - 2013
X6	325/30R21	108 Y REAR	P ZERO	2306300	2014 >
X6 M	285/40R20	104 Y FRONT	P ZERO	2422600	2015 >
X6 M	325/35R20	108 Y REAR	P ZERO	2422700	2015 >
X7	275/40R22	107 Y FRONT	P-ZERO	2820800	2018 >
X7	275/40R22	107 Y FRONT	P-ZERO	2826200	2018 >
X7	285/45R21	113 Y ALL AROUND	P-ZERO	2745000	2018 >
X7	315/35R22	111 Y REAR	P-ZERO	2820900	2018 >
X7	315/35R22	111 Y REAR	P-ZERO	2826300	2018 >
BMW WINTER					
1 SERIES	225/40R18	92 V ALL AROUND	W240 SOTTOZERO SERIE II	2135900	2011 >
2 SERIES	225/40R18	92 V ALL AROUND	W240 SOTTOZERO SERIE II	2135900	2013 >
3 SERIES	225/45R18	95 V ALL AROUND	W240 SOTTOZERO SERIE II	2354900	2012 >
3 SERIES	225/45R18	95 Y FRONT	WINTER SOTTOZERO 3	2751900	2018 >
3 SERIES	225/50R17	94 H ALL AROUND	W210 SOTTOZERO SERIE II	1877000	2012 >
3 SERIES	225/50R17	94 H ALL AROUND	W210 SOTTOZERO SERIE II	1954700	2012 >
3 SERIES	225/50R17	98 H ALL AROUND	WINTER SOTTOZERO 3	2752000	2018 >

ORIGINAL EQUIPMENT - HOMOLOGATIONS

Model	Tire Size	LI / SR / Note	Line	IP Code	Model Year Range
BMW WINTER (CONT.)					
3 SERIES	255/40R18	99 V REAR	WINTER SOTTOZERO 3	2813900	2018 >
3 SERIES GT	225/55R17	97 H ALL AROUND	W210 SOTTOZERO SERIE II	2049200	2013 >
3 SERIES GT	225/55R17	97 H ALL AROUND	W210 SOTTOZERO SERIE II	2159900	2013 >
4 SERIES	225/45R18	95 V ALL AROUND	W240 SOTTOZERO SERIE II	2354900	2013 >
4 SERIES	225/50R17	94 H ALL AROUND	W210 SOTTOZERO SERIE II	1877000	2013 >
4 SERIES	225/50R17	94 H ALL AROUND	W210 SOTTOZERO SERIE II	1954700	2013 >
5 SERIES	225/50R17	94 H ALL AROUND	W210 SOTTOZERO SERIE II	1877000	2003 - 2010
5 SERIES	225/55R17	97 H ALL AROUND	W210 SOTTOZERO SERIE II	2049200	2010 - 2017
5 SERIES	225/55R17	97 H ALL AROUND	W210 SOTTOZERO SERIE II	2159900	2010 - 2017
5 SERIES	225/55R17	97 H ALL AROUND	WINTER SOTTOZERO 3	2479800	2017 >
5 SERIES	225/55R17	97 H ALL AROUND	WINTER SOTTOZERO 3	2479900	2017 >
5 SERIES	245/40R19	98 V FRONT	WINTER SOTTOZERO 3	2485300	2017 >
5 SERIES	245/45R18	100 V ALL AROUND	W240 SOTTOZERO SERIE II	2093900	2010 - 2017
5 SERIES	245/45R18	100 V ALL AROUND	WINTER SOTTOZERO 3	2479600	2017 >
5 SERIES	245/45R18	100 V ALL AROUND	WINTER SOTTOZERO 3	2479700	2017 >
5 SERIES	255/35R20	97 V ALL AROUND	WINTER SOTTOZERO 3	2416300	2012 >
5 SERIES	255/40R19	100 V ALL AROUND	W240 SOTTOZERO SERIE II	2012000	2012 >
5 SERIES	275/35R19	100 V REAR	WINTER SOTTOZERO 3	2896300	2017 >
5 SERIES GT	245/45R19	102 V ALL AROUND	W240 SOTTOZERO SERIE II	2049900	2009 >
5 SERIES GT	245/50R18	100 H ALL AROUND	W210 SOTTOZERO SERIE II	2282000	2009 >
5 SERIES GT	275/40R19	105 V REAR	W240 SOTTOZERO SERIE II	2155500	2009 >
6 SERIES	255/35R20	97 V ALL AROUND	WINTER SOTTOZERO 3	2416300	2012 >
6 SERIES	255/40R19	100 V ALL AROUND	W240 SOTTOZERO SERIE II	2012000	2012 >
6 SERIES GT	225/60R17	99 H ALL AROUND	WINTER SOTTOZERO 3	2467600	2017 >
6 SERIES GT	245/40R20	99 V FRONT	W240 SOTTOZERO SERIE II	2809000	2017 >
6 SERIES GT	245/45R19	102 V ALL AROUND	WINTER SOTTOZERO 3	2398300	2017 >
6 SERIES GT	245/50R18	100 H ALL AROUND	WINTER SOTTOZERO 3	2467300	2017 >
6 SERIES GT	245/50R18	100 H ALL AROUND	WINTER SOTTOZERO 3	2467500	2017 >
6 SERIES GT	275/35R20	102 V REAR	W240 SOTTOZERO SERIE II	2809100	2017 >
7 SERIES	225/60R17	99 H ALL AROUND	WINTER SOTTOZERO 3	2467600	2015 >
7 SERIES	245/40R20	99 V FRONT	W240 SOTTOZERO SERIE II	2809000	2015 >
7 SERIES	245/45R19	102 V ALL AROUND	WINTER SOTTOZERO 3	2398300	2015 >
7 SERIES	245/45R19	102 V ALL AROUND / FRONT	W240 SOTTOZERO SERIE II	2049900	2008 - 2015
7 SERIES	245/50R18	100 H ALL AROUND	W210 SOTTOZERO SERIE II	2282000	2008 - 2015
7 SERIES	245/50R18	100 H ALL AROUND	WINTER SOTTOZERO 3	2467300	2015 >
7 SERIES	245/50R18	100 H ALL AROUND	WINTER SOTTOZERO 3	2467500	2015 >
7 SERIES	275/35R20	102 V REAR	W240 SOTTOZERO SERIE II	2809100	2015 >
7 SERIES	275/40R19	105 V REAR	W240 SOTTOZERO SERIE II	2155500	2008 - 2015
8 SERIES Cabrio	245/40R19	98 V FRONT	WINTER SOTTOZERO 3	2485300	2018 >
8 SERIES Cabrio	245/45R18	100 V FRONT	WINTER SOTTOZERO 3	2479600	2018 >
8 SERIES Cabrio	275/35R19	100 V REAR	WINTER SOTTOZERO 3	2896300	2018 >
8 SERIES Cabrio	275/40R18	103 V REAR	WINTER SOTTOZERO 3	3120300	2018 >
8 SERIES Coupe	245/40R19	98 V FRONT	WINTER SOTTOZERO 3	2485300	2018 >
8 SERIES Coupe	245/45R18	100 V FRONT	WINTER SOTTOZERO 3	2479600	2018 >
8 SERIES Coupe	275/35R19	100 V REAR	WINTER SOTTOZERO 3	2896300	2018 >
8 SERIES Coupe	275/40R18	103 V REAR	WINTER SOTTOZERO 3	3120300	2018 >
X1	205/60R17	93 H ALL AROUND	WINTER SOTTOZERO 3	2461400	2015 >
X1	225/45R18	91 H ALL AROUND	W210 SOTTOZERO SERIE II	2281700	2009 - 2015
X1	225/50R17	94 H ALL AROUND	W210 SOTTOZERO SERIE II	1877000	2009 - 2015
X1	225/50R17	94 H ALL AROUND	W210 SOTTOZERO SERIE II	1954700	2009 - 2015
X1	225/50R18	95 H ALL AROUND	WINTER SOTTOZERO 3	2461100	2015 >
X1	225/55R17	97 H ALL AROUND	WINTER SOTTOZERO 3	2461200	2015 >
X1	225/55R17	97 H ALL AROUND	WINTER SOTTOZERO 3	2461300	2015 >
X2	205/60R17	93 H ALL AROUND	WINTER SOTTOZERO 3	2461400	2018 >
X2	225/50R18	95 H ALL AROUND	WINTER SOTTOZERO 3	2461100	2018 >
X2	225/55R17	97 H ALL AROUND	WINTER SOTTOZERO 3	2461300	2018 >
X3	205/65R17	96 H ALL AROUND	W210 SOTTOZERO SERIE II	2157800	2010 - 2018
X3	225/60R17	99 H ALL AROUND	W210 SOTTOZERO SERIE II	2001400	2010 - 2018
X3	225/60R17	99 H ALL AROUND	W210 SOTTOZERO SERIE II	2281900	2010 - 2018
X3	225/60R18	104 H ALL AROUND	WINTER SOTTOZERO 3	2618300	2018 >
X3	225/60R18	104 H ALL AROUND	WINTER SOTTOZERO 3	2618400	2018 >
X3	245/45R19	102 V ALL AROUND / FRONT	W240 SOTTOZERO SERIE II	2049900	2010 - 2018
X3	245/50R18	100 H ALL AROUND	W210 SOTTOZERO SERIE II	2282000	2010 - 2018
X3	245/50R19	105 V ALL AROUND	WINTER SOTTOZERO 3	2618500	2018 >
X3	275/40R19	105 V REAR	W240 SOTTOZERO SERIE II	2155500	2010 - 2018
X4	205/65R17	96 H ALL AROUND	W210 SOTTOZERO SERIE II	2157800	2014 >
X4	225/60R17	99 H ALL AROUND	W210 SOTTOZERO SERIE II	2001400	2014 >
X4	225/60R17	99 H ALL AROUND	W210 SOTTOZERO SERIE II	2281900	2014 >
X4	225/60R18	104 H ALL AROUND	WINTER SOTTOZERO 3	2618300	2018 >
X4	225/60R18	104 H ALL AROUND	WINTER SOTTOZERO 3	2618400	2018 >
X4	245/45R19	102 V ALL AROUND / FRONT	W240 SOTTOZERO SERIE II	2049900	2014 >
X4	245/50R18	100 H ALL AROUND	W210 SOTTOZERO SERIE II	2282000	2014 >
X4	245/50R19	105 V ALL AROUND	WINTER SOTTOZERO 3	2618500	2018 >
X4	275/40R19	105 V REAR	W240 SOTTOZERO SERIE II	2155500	2014 >
X5	255/50R19	107 V ALL AROUND	SCORPION WINTER	2297400	2007 - 2013

ORIGINAL EQUIPMENT - HOMOLOGATIONS

Model	Tire Size	LI / SR / Note	Line	IP Code	Model Year Range
BMW WINTER (CONT.)					
X5	255/50R19	107 V ALL AROUND	SCORPION WINTER	2297400	2013 >
X5	255/55R18	109 H ALL AROUND	SCORPION WINTER	2297500	2007 - 2013
X5	255/55R18	109 H ALL AROUND	SCORPION WINTER	2297500	2013 >
X5	255/55R18	109 H ALL AROUND	SCORPION WINTER	2297600	2007 - 2013
X5	255/55R18	109 H ALL AROUND	SCORPION WINTER	2297600	2013 >
X5	265/50R19	110 H ALL AROUND	SCORPION WINTER	2751800	2018 >
X5	275/40R20	106 V FRONT	SCORPION ICE & SNOW	2050000	2007 - 2013
X5	275/40R20	106 V FRONT	SCORPION ICE & SNOW	2050000	2013 >
X5	275/45R20	110 V ALL AROUND	SCORPION WINTER	2751700	2018 >
X5	315/35R20	110 V REAR	SCORPION ICE & SNOW	2050100	2007 - 2013
X5	315/35R20	110 V REAR	SCORPION ICE & SNOW	2050100	2013 >
X5 M	285/40R20	108 V ALL AROUND	SCORPION WINTER	2378300	2015 >
X6	255/50R19	107 V ALL AROUND	SCORPION WINTER	2297400	2007 - 2013
X6	255/50R19	107 V ALL AROUND	SCORPION WINTER	2297400	2014 >
X6	255/55R18	109 H ALL AROUND	SCORPION WINTER	2297500	2007 - 2013
X6	255/55R18	109 H ALL AROUND	SCORPION WINTER	2297500	2014 >
X6	255/55R18	109 H ALL AROUND	SCORPION WINTER	2297600	2007 - 2013
X6	255/55R18	109 H ALL AROUND	SCORPION WINTER	2297600	2014 >
X6	275/40R20	106 V FRONT	SCORPION ICE & SNOW	2050000	2007 - 2013
X6	275/40R20	106 V FRONT	SCORPION ICE & SNOW	2050000	2014 >
X6	315/35R20	110 V REAR	SCORPION ICE & SNOW	2050100	2007 - 2013
X6	315/35R20	110 V REAR	SCORPION ICE & SNOW	2050100	2014 >
X6 M	285/40R20	108 V ALL AROUND	SCORPION WINTER	2378300	2015 >
BUICK					
REGAL	255/35R20	(97 Y) ALL AROUND	P ZERO	1639000	2005 - 2013
CADILLAC					
CT6	245/40R20	(99 Y) ALL AROUND	P ZERO	2166300	2016 >
CT6	245/40R20	95 Y ALL AROUND	P ZERO	2777700	2016 >
CTS	245/40R18	93 V ALL AROUND	P ZERO NERO AS	2404200	2013 >
CTS	245/40R18	93 Y FRONT	P ZERO	2146600	2013 >
CTS	255/35R19	96 V ALL AROUND	CINTURATO P7 ALLSEASON	2146800	2013 >
CTS	275/35R18	95 Y REAR	P ZERO	2146700	2013 >
CHEVROLET					
CAMARO	245/40R21	(100 Y) FRONT	P ZERO	1809700	2010 >
CAMARO	245/45R20	103 Y FRONT	P ZERO	1791700	2010 >
CAMARO	245/50R19	104 W ALL AROUND	P ZERO NERO AS	1757300	2010 >
CAMARO	275/35R21	(103 Y) REAR	P ZERO	1809600	2010 >
CAMARO	275/40R20	106 Y REAR	P ZERO	1791600	2010 >
CHRYSLER					
200	245/40R19	98 Y ALL AROUND	P ZERO ALL SEASON	2700400	2006 >
DODGE					
CHALLENGER	275/40R20	(106 Y) ALL AROUND	P ZERO	2441300	2014 >
CHALLENGER	275/40R20	(106 Y) ALL AROUND	P ZERO NERO AS	2441200	2014 >
CHALLENGER	305/35R20	(107 Y) ALL AROUND	P ZERO ALL SEASON	2754100	2014 >
CHALLENGER	305/35R20	(107 Y) ALL AROUND	P-ZERO	2754000	2014 >
CHARGER	275/40R20	(106 Y) ALL AROUND	P ZERO	2441300	2015 >
CHARGER	275/40R20	(106 Y) ALL AROUND	P ZERO NERO AS	2441200	2015 >
DURANGO	295/45R20	(110 Y) ALL AROUND	SCORPION VERDE ALLSEASON	2748000	2011 >
RAM	305/40R22	114 W ALL AROUND	SCORPION ZERO ASIMMETRICO	1487100	2004 - 2006
VIPER	295/30R18	(94 Y) FRONT	P ZERO CORSA ASIMMETRICO 2	2307400	2012 >
VIPER	295/30R18	(98 Y) FRONT	P ZERO	2864800	2012 >
VIPER	355/30R19	(99 Y) REAR	P ZERO	2906200	2012 >
VIPER	355/30R19	(99 Y) REAR	P ZERO CORSA ASIMMETRICO 2	2307500	2012 >
FERRARI					
348	215/50R17	91 Y FRONT	P ZERO ASIMMETRICO	0888900	1989 - 1994
348	225/40R18	(88 Y) FRONT	P ZERO DIREZIONALE	2593300	1989 - 1994
348	255/45R17	(98 Y) REAR	P ZERO ASIMMETRICO	2541200	1989 - 1994
348	265/40R18	(97 Y) REAR	P ZERO ASIMMETRICO	2593500	1989 - 1994
812 Superfast	275/35R20	(102 Y) FRONT	P-ZERO	2782400	2017 >
812 Superfast	275/35R20	(102 Y) FRONT	P-ZERO CORSA	2561000	2017 >
812 Superfast	315/35R20	(106 Y) REAR	P-ZERO	2782300	2017 >
812 Superfast	315/35R20	(106 Y) REAR	P-ZERO CORSA	2560900	2017 >
CALIFORNIA	245/35R20	(95 Y) FRONT	P ZERO	1914100	2008 - 2014
CALIFORNIA	245/40R19	(94 Y) FRONT	P ZERO	1902000	2008 - 2014
CALIFORNIA	285/35R20	(100 Y) REAR	P ZERO	1915800	2008 - 2014
CALIFORNIA	285/40R19	(103 Y) REAR	P ZERO	1723300	2008 - 2014
CALIFORNIA T	245/35R20	(95 Y) FRONT	P ZERO	2490400	2014 >
CALIFORNIA T	245/40R19	(94 Y) FRONT	P ZERO	1902000	2014 >
CALIFORNIA T	285/35R20	(100 Y) REAR	P ZERO	2490500	2014 >
CALIFORNIA T	285/40R19	(103 Y) REAR	P ZERO	1723300	2014 >
F12	255/35R20	(97 Y) FRONT	P ZERO	2094700	2012 >
F12	275/35R20	(102 Y) FRONT	P-ZERO CORSA	2561000	2015 >
F12	315/35R20	(106 Y) REAR	P ZERO	2094800	2012 >
F12	315/35R20	(106 Y) REAR	P-ZERO CORSA	2560900	2015 >
F355	225/40R18	(88 Y) FRONT	P ZERO DIREZIONALE	2593300	1994 - 2000

ORIGINAL EQUIPMENT - HOMOLOGATIONS

Model	Tire Size	LI / SR / Note	Line	IP Code	Model Year Range
FERRARI					
F355	265/40R18	(97 Y) REAR	P ZERO ASIMMETRICO	2593500	1994 - 2000
F360	215/45R18	(89 Y) FRONT	P ZERO DIREZIONALE	2593800	2000 - 2004
F360	225/35R19	(84 Y) FRONT	P ZERO CORSA DIREZIONALE	1496100	2003 - 2007
F360	275/40R18	(99 Y) REAR	P ZERO ASIMMETRICO	2593600	2000 - 2004
F360	285/35R19	(99 Y) REAR Left	P ZERO CORSA ASIMMETRICO	1975400	2003 - 2007
F360	285/35R19	(99 Y) REAR Right	P ZERO CORSA ASIMMETRICO	1975500	2003 - 2007
F40	245/40R17	(91 Y) FRONT	P ZERO ASIMMETRICO	2541400	1987
F40	335/35R17	(106 Y) REAR	P ZERO ASIMMETRICO	2593200	1987
F430	225/35R19	(84 Y) FRONT	P ZERO ROSSO DIREZIONALE	1461400	2004 - 2009
F430	235/35R19	(91 Y) FRONT	P ZERO CORSA DIREZIONALE	1975300	2007 - 2010
F430	285/35R19	(99 Y) REAR	P ZERO ROSSO	1573200	2004 - 2009
F430	285/35R19	(99 Y) REAR Left	P ZERO CORSA ASIMMETRICO	1975400	2007 - 2010
F430	285/35R19	(99 Y) REAR Right	P ZERO CORSA ASIMMETRICO	1975500	2007 - 2010
F456	255/45R17	(98 Y) FRONT	P ZERO ASIMMETRICO	2593900	1992 - 2003
F456	285/40R17	(100 Y) REAR	P ZERO ASIMMETRICO	2593700	1992 - 2003
F458	235/35R20	(88 Y) FRONT	P ZERO	1874600	2009 - 2015
F458	295/35R20	(105 Y) REAR	P ZERO	1874500	2009 - 2015
F488	245/35R20	(95 Y) FRONT	P-ZERO	2441100	2015 >
F488	305/30R20	(103 Y) REAR	P-ZERO	2543100	2015 >
F550/F575	255/40R18	(95 Y) FRONT	P ZERO ROSSO DIREZIONALE	2593400	1996 - 2002
F550/F575	255/40R18	(95 Y) FRONT	P ZERO ROSSO DIREZIONALE	2593400	2002 - 2006
F550/F575	295/35R18	(99 Y) REAR	P ZERO ROSSO	2593100	1996 - 2002
F550/F575	295/35R18	(99 Y) REAR	P ZERO ROSSO	2593100	2002 - 2006
F599 GTB	245/35R20	(95 Y) FRONT	P ZERO	1638800	2007 - 2012
F599 GTB	245/35R20	(95 Y) FRONT	P ZERO	1935800	2009 - 2012
F599 GTB	245/35R20	(95 Y) FRONT	P ZERO	1935800	2010 - 2012
F599 GTB	245/40R19	(94 Y) FRONT	P ZERO	1902000	2007 - 2012
F599 GTB	305/35R20	(104 Y) REAR	P ZERO	1635400	2007 - 2012
F599 GTB	305/35R20	(104 Y) REAR	P ZERO	1935900	2009 - 2012
F599 GTB	305/35R20	(104 Y) REAR	P ZERO	1935900	2010 - 2012
F612	245/35R20	(95 Y) FRONT	P ZERO	1715800	2004 - 2011
F612	285/35R20	(100 Y) REAR	P ZERO	1720000	2004 - 2011
FF	245/35R20	(95 Y) FRONT	P ZERO	1935800	2011 - 2016
FF	295/35R20	(105 Y) REAR	P ZERO	2103800	2011 - 2016
GTC4Lusso	245/35R20	(95 Y) FRONT	P-ZERO	2554300	2016 >
GTC4Lusso	295/35R20	(105 Y) REAR	P-ZERO	2554200	2016 >
LAFERRARI	265/30R19	(93 Y) FRONT	P ZERO CORSA ASIMMETRICO 2	2398400	2013 >
LAFERRARI	345/30R20	(106 Y) REAR	P ZERO CORSA ASIMMETRICO 2	2255900	2013 >
PORTOFINO	245/35R20	(95 Y) FRONT	P-ZERO	2906400	2017 >
PORTOFINO	285/35R20	(104 Y) REAR	P-ZERO	3195000	2017 >
FERRARI WINTER					
348	265/40R18	97 V REAR	W240 SOTTOZERO SERIE II	1822100	1989 - 1994
CALIFORNIA	235/35R20	92 W FRONT	W270 SOTTOZERO SERIE II	1938600	2008 - 2014
CALIFORNIA	245/40R19	98 V FRONT	W240 SOTTOZERO	1599600	2008 - 2014
CALIFORNIA	285/35R20	104 W REAR	W270 SOTTOZERO SERIE II	1938700	2008 - 2014
CALIFORNIA	285/40R19	103 V REAR	W240 SOTTOZERO	1516500	2008 - 2014
CALIFORNIA T	235/35R20	92 W FRONT	W270 SOTTOZERO SERIE II	1938600	2014 >
CALIFORNIA T	245/40R19	98 V FRONT	W240 SOTTOZERO	1599600	2014 >
CALIFORNIA T	285/35R20	104 W REAR	W270 SOTTOZERO SERIE II	1938700	2014 >
CALIFORNIA T	285/40R19	103 V REAR	W240 SOTTOZERO	1516500	2014 >
F12	255/35R20	97 V FRONT	W240 SOTTOZERO	1702500	2012 >
F12	255/35R20	97 V FRONT	W240 SOTTOZERO	1702500	2015 >
F12	305/35R20	104 V REAR	W240 SOTTOZERO	1690800	2012 >
F12	305/35R20	104 V REAR	W240 SOTTOZERO	1690800	2015 >
F355	265/40R18	97 V REAR	W240 SOTTOZERO SERIE II	1822100	1994 - 2000
F458	235/35R20	92 W FRONT	W270 SOTTOZERO SERIE II	1938600	2009 - 2015
F458	285/35R20	104 W REAR	W270 SOTTOZERO SERIE II	1938700	2009 - 2015
F488	235/35R20	92 W FRONT	W270 SOTTOZERO SERIE II	1938600	2015 >
F488	285/35R20	104 W REAR	W270 SOTTOZERO SERIE II	1938700	2015 >
F599 GTB	245/40R19	98 V FRONT	W240 SOTTOZERO	1599600	2007 - 2012
F599 GTB	245/40R19	98 V FRONT	W240 SOTTOZERO	1599600	2009 - 2012
F599 GTB	245/40R19	98 V FRONT	W240 SOTTOZERO	1599600	2010 - 2012
F599 GTB	255/35R20	97 V FRONT	W240 SOTTOZERO	1702500	2010 - 2012
F599 GTB	305/35R20	104 V REAR	W240 SOTTOZERO	1690800	2007 - 2012
F599 GTB	305/35R20	104 V REAR	W240 SOTTOZERO	1690800	2009 - 2012
F599 GTB	305/35R20	104 V REAR	W240 SOTTOZERO	1690800	2010 - 2012
F612	245/40R19	98 V FRONT	W240 SOTTOZERO	1599600	2004 - 2011
F612	285/40R19	103 V REAR	W240 SOTTOZERO	1516500	2004 - 2011
FF	235/35R20	92 W FRONT	W270 SOTTOZERO SERIE II	1938600	2011 - 2016
FF	285/35R20	104 W REAR	W270 SOTTOZERO SERIE II	1938700	2011 - 2016
GTC4Lusso	235/35R20	92 W FRONT	W270 SOTTOZERO SERIE II	1938600	2016 >
GTC4Lusso	285/35R20	104 W REAR	W270 SOTTOZERO SERIE II	1938700	2016 >
LAFERRARI	245/35R19	93 W FRONT	W270 SOTTOZERO SERIE II	2539600	2013 >
LAFERRARI	335/30R20	104 W REAR	W270 SOTTOZERO SERIE II	2506200	2013 >

ORIGINAL EQUIPMENT - HOMOLOGATIONS

Model	Tire Size	LI / SR / Note	Line	IP Code	Model Year Range
FIAT					
500	195/45R16	84 V ALL AROUND	CINTURATO P7 ALLSEASON	2150100	2007 >
500	205/40R17	84 W ALL AROUND	P ZERO NERO	1424100	2007 >
500	205/40R17	84 W ALL AROUND	P ZERO NERO	1424100	2008 >
BRAVO	205/50R15	86 W ALL AROUND	P ZERO ASIMMETRICO	0731900	1995 - 2001
PUNTO	215/45R17	91 Y ALL AROUND	P ZERO NERO	1463000	2005 >
PUNTO	215/45R17	91 Y ALL AROUND	P ZERO NERO	1463000	2008 >
FORD					
AVIATOR	275/45R21	110 W ALL AROUND	SCORPION ZERO ALL SEASON	2809600	2019 >
EDGE	235/60R18	107 V ALL AROUND	SCORPION VERDE ALLSEASON	2056000	2015 >
EDGE	245/50R20	102 H ALL AROUND	SCORPION STR	1993600	2007 >
EDGE	245/50R20	102 V ALL AROUND	SCORPION VERDE ALLSEASON	2372900	2015 >
EDGE	265/40R21	105 V ALL AROUND	SCORPION VERDE ALLSEASON	2390800	2015 >
EXCURSION	265/75R16	123 R ALL AROUND	SCORPION STR	1442300	2000 - 2005
EXPEDITION	255/70R18	112 H ALL AROUND	SCORPION STR	1625500	2007 >
EXPEDITION	255/70R18	112 S ALL AROUND	SCORPION STR	1570100	2007 >
EXPEDITION	275/55R20	111 H ALL AROUND	SCORPION STR	1555300	2007 >
EXPLORER	255/55R20	107 H ALL AROUND	SCORPION ZERO ALL SEASON	2809500	2019 >
EXPLORER	265/60R18	110 V ALL AROUND	SCORPION ZERO ALL SEASON	2809400	2019 >
EXPLORER	275/45R21	110 W ALL AROUND	SCORPION ZERO ALL SEASON	2809600	2019 >
F-150	275/45R22	112 V ALL AROUND	SCORPION ZERO ASIMMETRICO	2075700	2014 >
F-150	275/65R18	116 H ALL AROUND	SCORPION ATR	2784300	2014 >
F-150 LOBO SUPERCREW	275/45R22	112 V ALL AROUND	SCORPION ZERO ASIMMETRICO	2075700	2009 >
F-150 LOBO SUPERCREW	275/55R20	111 S ALL AROUND	SCORPION ATR	1852000	2009 >
F-250/350 SUPER DUTY	265/70R17	121 S ALL AROUND	SCORPION STR	1475100	2004 - 2008
FOCUS	235/40R18	95 W ALL AROUND	P ZERO ALL SEASON	2559300	2012 >
KA	195/55R15	85 H ALL AROUND	CINTURATO P7	2742200	2013 >
MUSTANG	235/50R18	97 W ALL AROUND	P ZERO NERO AS	1636700	2009 >
MUSTANG	245/45R19	98 W ALL AROUND	P ZERO NERO AS	1712400	2009 >
MUSTANG	255/40R19	(100 Y) ALL AROUND	P ZERO	2713300	2014 >
MUSTANG	255/40R19	(100 Y) FRONT	P ZERO	2713300	2011 >
MUSTANG	255/40R19	96 W ALL AROUND	P ZERO NERO AS	2295200	2014 >
MUSTANG	255/40R19	96 Y FRONT	P ZERO	2648000	2014 >
MUSTANG	265/35R20	99 Y ALL AROUND	P ZERO	2040400	2014 >
MUSTANG	275/40R19	101 Y REAR	P ZERO	2648100	2014 >
MUSTANG	285/35R19	(103 Y) REAR	P ZERO	1907000	2011 >
TAURUS	245/45R20	103 Y ALL AROUND	P ZERO	1791700	2009 >
FORD WINTER					
EDGE	235/60R18	107 H ALL AROUND	SCORPION WINTER	2273000	2015 >
FOCUS	205/60R16	96 H ALL AROUND	WINTER SOTTOZERO 3	2653100	2015 >
HYUNDAI					
SONATA	215/55R17	94V ALL AROUND	P-ZERO ALL SEASON	3445800	2020 >
SONATA	235/45R18	94V ALL AROUND	P-ZERO ALL SEASON	3445900	2020 >
SONATA	245/45R19	94W ALL AROUND	P-ZERO ALL SEASON	3373300	2020 >
VELOSTER	235/35R19	91 Y ALL AROUND	P-ZERO	3140500	2018 >
JAGUAR					
E-PACE	235/50R20	104 W ALL AROUND	SCORPION ZERO ALL SEASON	3642200	2017 >
E-PACE	235/55R19	105 W ALL AROUND	SCORPION ZERO ALL SEASON	2759900	2017 >
E-PACE	245/45R20	103 W ALL AROUND	SCORPION ZERO ALL SEASON	2752900	2017 >
E-PACE	245/45R20	103 Y ALL AROUND	P-ZERO	2816900	2017 >
E-PACE	245/45R21	104 W ALL AROUND	P-ZERO	3520400	2017 >
E-PACE	245/45R21	104 W ALL AROUND	SCORPION ZERO ALL SEASON	3535300	2017 >
F-PACE	235/65R18	110 H ALL AROUND	SCORPION VERDE ALLSEASON	2523700	2016 >
F-PACE	255/50R20	109 W ALL AROUND	P ZERO	2528700	2016 >
F-PACE	255/50R20	109 W ALL AROUND	SCORPION VERDE ALLSEASON	2523500	2016 >
F-PACE	255/55R19	111 W ALL AROUND	P ZERO	2528800	2016 >
F-PACE	265/40R22	(106 Y) FRONT	P-ZERO	2821700	2018 >
F-PACE	265/40R22	106 Y ALL AROUND	P ZERO	2544700	2016 >
F-PACE	265/40R22	106 Y ALL AROUND	P ZERO	3559400	2016 >
F-PACE	265/40R22	106 Y FRONT	SCORPION ZERO ALL SEASON	2822100	2018 >
F-PACE	265/45R21	(111 Y) FRONT	P-ZERO	2821400	2018 >
F-PACE	265/45R21	108 Y FRONT	SCORPION ZERO ALL SEASON	2821900	2018 >
F-PACE	295/35R22	(108 Y) REAR	P-ZERO	2821800	2018 >
F-PACE	295/35R22	108 Y REAR	SCORPION ZERO ALL SEASON	2822200	2018 >
F-PACE	295/40R21	(111 Y) REAR	P-ZERO	2821500	2018 >
F-PACE	295/40R21	111 Y REAR	SCORPION ZERO ALL SEASON	2822000	2018 >
F-TYPE	245/40R19	(94 Y) FRONT	P ZERO	2218200	2013 >
F-TYPE	255/35R20	(97 Y) FRONT	P ZERO	1837600	2013 >
F-TYPE	265/35R20	(99 Y) FRONT	P-ZERO	2516300	2015 >
F-TYPE	275/35R19	(96 Y) REAR	P ZERO	2218300	2013 >
F-TYPE	305/30R20	(99 Y) REAR	P-ZERO	2516200	2015 >
I-PACE	235/65R18	99 V ALL AROUND	SCORPION VERDE ALLSEASON	2919000	2018 >
I-PACE	245/50R20	105 V ALL AROUND	P-ZERO	3137300	2018 >
I-PACE	255/40R22	103 V ALL AROUND	P-ZERO	3267500	2018 >
S-TYPE	235/50R17	96 W ALL AROUND	P ZERO ASIMMETRICO	1044300	1999 - 2008
S-TYPE	235/50R17	96 Y ALL AROUND	P6000 POWERGY	1368200	1999 - 2008

ORIGINAL EQUIPMENT - HOMOLOGATIONS

Model	Tire Size	LI / SR / Note	Line	IP Code	Model Year Range
JAGUAR (CONT.)					
XE	225/40R19	93 H FRONT	CINTURATO P7 ALLSEASON	2363200	2014 >
XE	225/40R19	93 H FRONT	CINTURATO P7 ALLSEASON	3584200	2014 >
XE	225/40R19	93 Y FRONT	P-ZERO	3255100	2014 >
XE	225/45R18	95 H ALL AROUND	CINTURATO P7 ALLSEASON	2363300	2014 >
XE	225/45R18	95 Y ALL AROUND / FRONT	CINTURATO P7	2406100	2014 >
XE	225/50R17	98 H ALL AROUND	CINTURATO P7 ALLSEASON	2363400	2014 >
XE	235/35R20	92 Y FRONT	P ZERO	2494400	2014 >
XE	245/40R18	97 Y REAR	CINTURATO P7	2445900	2014 >
XE	255/35R19	96 H REAR	CINTURATO P7 ALLSEASON	2485000	2014 >
XE	255/35R19	96 H REAR	CINTURATO P7 ALLSEASON	3584100	2014 >
XE	255/35R19	96 Y REAR	P-ZERO	3255200	2014 >
XE	265/30R20	94 Y REAR	P ZERO	2494500	2014 >
XF	245/40R19	98 Y ALL AROUND	P-ZERO	2515600	2015 >
XF	245/45R18	(100 Y) ALL AROUND	P ZERO	1775900	2007 - 2015
XF	245/45R18	100 W ALL AROUND	P-ZERO	2740100	2015 >
XF	255/35R20	(97 Y) FRONT	P ZERO	1639000	2007 - 2015
XF	255/35R20	97 H ALL AROUND	CINTURATO P7 ALLSEASON	2615400	2015 >
XF	255/35R20	97 H ALL AROUND	CINTURATO P7 ALLSEASON	3567000	2015 >
XF	255/35R20	97 Y ALL AROUND	P-ZERO	2740200	2015 >
XF	265/35R20	(99 Y) FRONT	P ZERO	2361200	2013 >
XF	285/30R20	(99 Y) REAR	P ZERO	1906000	2007 - 2015
XF	295/30R20	(101 Y) REAR	P ZERO	2361300	2013 >
XJ	235/50R18	97 W ALL AROUND	P600 POWERGY	1330600	2003 - 2007
XJ	245/40R20	99 W ALL AROUND / FRONT	P ZERO NERO AS	2026300	2009 >
XJ	245/45R19	(102 Y) FRONT	P ZERO	1875500	2009 >
XJ	245/45R19	102 H FRONT	P ZERO NERO AS	1957300	2009 >
XJ	255/40R18	95 Y ALL AROUND	P ZERO ASIMMETRICO	0926100	1994 - 2002
XJ	255/40R19	96 Y ALL AROUND	P ZERO ASIMMETRICO	0732100	2003 - 2007
XJ	255/45R19	104 Y ALL AROUND	P ZERO ASIMMETRICO	1315100	2003 - 2007
XJ	265/35R20	(99 Y) FRONT	P ZERO	2361200	2013 >
XJ	275/35R20	102 W REAR	P ZERO NERO AS	2026200	2009 >
XJ	275/40R19	(105 Y) REAR	P ZERO	1875700	2009 >
XJ	275/40R19	105 H REAR	P ZERO NERO AS	1957400	2009 >
XJ	295/30R20	(101 Y) REAR	P ZERO	2361300	2013 >
XJS	235/60R15	98 W ALL AROUND	P600	1044400	1975 - 1996
XK	245/40R19	(98 Y) FRONT	P ZERO	1876600	2006 - 2016
XK	245/45R18	96 Y ALL AROUND / FRONT	P ZERO DIREZIONALE	0899100	1996 - 2006
XK	245/50R17	99 Y ALL AROUND	P ZERO ASIMMETRICO	0862100	1996 - 2006
XK	255/35R20	(97 Y) FRONT	P ZERO	1639000	2006 - 2016
XK	255/35R20	(97 Y) FRONT	P ZERO	1837600	2008 - 2016
XK	255/35R20	(97 Y) FRONT	P ZERO CORSA DIREZIONALE	1912500	2013 - 2016
XK	275/35R19	(100 Y) REAR	P ZERO	1850400	2006 - 2016
XK	285/30R20	(99 Y) REAR	P ZERO	1906000	2006 - 2016
XK	295/30R20	(101 Y) REAR	P ZERO	1715700	2008 - 2016
XK	305/30R20	(99 Y) REAR	P ZERO CORSA ASIMMETRICO 2	2148000	2013 - 2016
JAGUAR WINTER					
F-PACE	235/65R18	110 H ALL AROUND	SCORPION WINTER	2523200	2016 >
F-PACE	255/50R20	109 V ALL AROUND	SCORPION WINTER	2523400	2016 >
F-PACE	255/55R19	111 V ALL AROUND	SCORPION WINTER	2523300	2016 >
F-PACE	255/60R18	112 H ALL AROUND	SCORPION WINTER	2523100	2016 >
F-PACE	265/40R22	106 W ALL AROUND	SCORPION WINTER	2852700	2016 >
F-PACE	265/40R22	106 W FRONT	SCORPION WINTER	2852700	2018 >
F-PACE	265/45R21	108 W FRONT	SCORPION WINTER	2822300	2018 >
F-PACE	295/35R22	108 W REAR	SCORPION WINTER	2852800	2018 >
F-PACE	295/40R21	111 W REAR	SCORPION WINTER	2822400	2018 >
F-TYPE	245/40R19	94 V FRONT	WINTER SOTTOZERO 3	2397600	2013 >
F-TYPE	245/45R18	100 V FRONT	WINTER SOTTOZERO 3	2513400	2013 >
F-TYPE	255/35R20	97 V FRONT	W240 SOTTOZERO	1702500	2013 >
F-TYPE	255/35R20	97 V FRONT	WINTER SOTTOZERO 3	2495200	2013 >
F-TYPE	255/35R20	97 W FRONT	WINTER SOTTOZERO 3	2515800	2015 >
F-TYPE	275/35R19	96 V REAR	WINTER SOTTOZERO 3	2397500	2013 >
F-TYPE	275/40R18	103 V REAR	WINTER SOTTOZERO 3	2397400	2013 >
F-TYPE	285/30R20	99 V REAR	W240 SOTTOZERO	1702600	2013 >
F-TYPE	285/30R20	99 V REAR	WINTER SOTTOZERO 3	2495300	2013 >
F-TYPE	295/30R20	101 W REAR	WINTER SOTTOZERO 3	2516100	2015 >
I-PACE	235/65R18	110 H ALL AROUND	SCORPION WINTER	2523200	2018 >
XE	205/55R17	95 H ALL AROUND	WINTER SOTTOZERO 3	2563900	2014 >
XE	225/40R19	93 V FRONT	WINTER SOTTOZERO 3	2563600	2014 >
XE	225/45R18	95 H ALL AROUND / FRONT	WINTER SOTTOZERO 3	2563700	2014 >
XE	225/50R17	98 H ALL AROUND	WINTER SOTTOZERO 3	2563800	2014 >
XE	245/40R18	97 H REAR	WINTER SOTTOZERO 3	2563500	2014 >
XE	255/35R19	96 V REAR	WINTER SOTTOZERO 3	2564000	2014 >
XF	235/55R17	99 V ALL AROUND	W240 SOTTOZERO	1571400	2007 - 2015
XF	245/40R19	98 H ALL AROUND	WINTER SOTTOZERO 3	2681900	2015 >
XF	245/40R19	98 V ALL AROUND	W240 SOTTOZERO	1599600	2007 - 2015

ORIGINAL EQUIPMENT - HOMOLOGATIONS

Model	Tire Size	LI / SR / Note	Line	IP Code	Model Year Range
JAGUAR WINTER (CONT.)					
XF	245/45R18	100 V ALL AROUND	WINTER SOTTOZERO 3	2513400	2007 - 2015
XF	245/45R18	100 V ALL AROUND	WINTER SOTTOZERO 3	2513400	2015 >
XF	255/35R20	97 V FRONT	W240 SOTTOZERO	1702500	2007 - 2015
XF	255/35R20	97 W ALL AROUND	WINTER SOTTOZERO 3	2515800	2015 >
XF	285/30R20	99 V REAR	W240 SOTTOZERO	1702600	2007 - 2015
XJ	235/55R17	99 V ALL AROUND	W240 SOTTOZERO	1571400	2003 - 2007
XJ	245/40R20	99 V FRONT	W240 SOTTOZERO SERIE II	1877800	2009 >
XJ	275/35R20	102 V REAR	W240 SOTTOZERO SERIE II	1877700	2009 >
XK	245/40R19	98 V FRONT	W240 SOTTOZERO	1599600	2006 - 2016
XK	255/35R20	97 V FRONT	W240 SOTTOZERO	1702500	2006 - 2016
XK	255/35R20	97 V FRONT	W240 SOTTOZERO	1702500	2008 - 2016
XK	255/35R20	97 V FRONT	W240 SOTTOZERO	1702500	2013 - 2016
XK	275/35R19	100 W REAR	W270 SOTTOZERO SERIE II	1821400	2006 - 2016
XK	285/30R20	99 V REAR	W240 SOTTOZERO	1702600	2006 - 2016
XK	285/30R20	99 V REAR	W240 SOTTOZERO	1702600	2008 - 2016
XK	285/30R20	99 V REAR	W240 SOTTOZERO	1702600	2013 - 2016
JEEP					
COMPASS	215/65R16	102 H ALL AROUND	SCORPION VERDE ALLSEASON	2815100	2016 >
COMPASS	225/55R18	98 V ALL AROUND	SCORPION VERDE ALLSEASON	2332100	2016 >
COMPASS	225/60R17	99 H ALL AROUND	SCORPION ATR	2524600	2016 >
COMPASS	225/60R18	98 V ALL AROUND	SCORPION VERDE ALLSEASON	3119100	2016 >
COMPASS	225/70R16	107 H ALL AROUND	SCORPION VERDE ALLSEASON	2678500	2016 >
COMPASS	235/45R19	95 H ALL AROUND	SCORPION VERDE ALLSEASON	2861600	2016 >
GRAND CHEROKEE	265/50R20	107 V ALL AROUND	SCORPION VERDE ALLSEASON	2354200	2015 >
GRAND CHEROKEE	265/60R18	110 H ALL AROUND	SCORPION ATR	1831200	2011 >
GRAND CHEROKEE	265/60R18	110 H ALL AROUND	SCORPION VERDE	2506800	2015 >
GRAND CHEROKEE	295/45R20	(110 Y) ALL AROUND	P ZERO	2822500	2011 >
GRAND CHEROKEE	295/45R20	(110 Y) ALL AROUND	SCORPION VERDE ALLSEASON	2748000	2011 >
RENEGADE	215/65R16	102 H ALL AROUND	SCORPION VERDE ALLSEASON	2815100	2014 >
RENEGADE	225/60R17	99 H ALL AROUND	SCORPION ATR	2524600	2015 >
RENEGADE	225/60R18	98 V ALL AROUND	SCORPION VERDE ALLSEASON	3119100	2015 >
RENEGADE	225/70R16	107 H ALL AROUND	SCORPION VERDE ALLSEASON	2678500	2014 >
RENEGADE	235/45R19	95 H ALL AROUND	SCORPION VERDE ALLSEASON	2861600	2015 >
KIA					
OPTIMA	215/55R17	94V ALL AROUND	P-ZERO ALL SEASON	3445800	2020 >
OPTIMA	235/45R18	94V ALL AROUND	P-ZERO ALL SEASON	3445900	2020 >
OPTIMA	245/45R19	94W ALL AROUND	P-ZERO ALL SEASON	3373300	2020 >
SORENTO	235/65R17	108 V ALL AROUND	SCORPION VERDE ALLSEASON	2369200	2015 >
TELLURIDE	245/50R20	102 V ALL AROUND	SCORPION ZERO ALL SEASON	2884900	2019 >
TELLURIDE	245/60R18	105 H ALL AROUND	SCORPION ZERO ALL SEASON	3580300	2019 >
LAMBORGHINI					
AVENTADOR	255/30R20	(92 Y) FRONT	P ZERO	1997300	2011 >
AVENTADOR	255/30R20	(92 Y) FRONT	P ZERO	1997300	2013 >
AVENTADOR	255/30R20	(92 Y) FRONT	P ZERO CORSA ASIMMETRICO 2	2377700	2014 >
AVENTADOR	255/30R20	(92 Y) FRONT	P-ZERO CORSA	2560800	2011 >
AVENTADOR	255/35R19	(96 Y) FRONT	P ZERO	1997200	2011 >
AVENTADOR	255/35R19	(96 Y) FRONT	P ZERO	1997200	2013 >
AVENTADOR	335/30R20	(104 Y) REAR	P ZERO	1800300	2011 >
AVENTADOR	335/30R20	(104 Y) REAR	P ZERO	1800300	2013 >
AVENTADOR	355/25R21	(107 Y) REAR	P ZERO	1997400	2011 >
AVENTADOR	355/25R21	(107 Y) REAR	P ZERO	1997400	2013 >
AVENTADOR	355/25R21	(107 Y) REAR	P ZERO CORSA ASIMMETRICO 2	2377600	2014 >
AVENTADOR	355/25R21	(107 Y) REAR	P-ZERO CORSA	2560700	2011 >
AVENTADOR S	255/30R20	(92 Y) FRONT	P-ZERO	2644500	2017 >
AVENTADOR S	355/25R21	(107 Y) REAR	P-ZERO	2644600	2017 >
COUNTACH	205/50R15	86 W FRONT	P ZERO ASIMMETRICO	0731900	1974 - 1990
COUNTACH	225/50R15	91 Y FRONT	P ZERO ASIMMETRICO	2096000	1974 - 1990
COUNTACH	345/35R15	95 Y REAR	P ZERO ASIMMETRICO	0898600	1974 - 1990
DIABLO	235/35R18	(86 Y) FRONT	P ZERO ASIMMETRICO	2593000	1990 - 2001
DIABLO	245/40R17	(91 Y) FRONT 2	P ZERO ASIMMETRICO	2541400	1990 - 2001
DIABLO	335/30R18	(102 Y) REAR	P ZERO ASIMMETRICO	2592900	1990 - 2001
DIABLO	335/35R17	(106 Y) REAR	P ZERO ASIMMETRICO	2593200	1990 - 2001
GALLARDO	235/35R19	(91 Y) FRONT	P ZERO	1920700	2003 - 2008
GALLARDO	235/35R19	(91 Y) FRONT	P ZERO	1920700	2007 - 2010
GALLARDO	235/35R19	(91 Y) FRONT	P ZERO	1920700	2008 - 2014
GALLARDO	235/35R19	(91 Y) FRONT	P ZERO	1920700	2010 - 2014
GALLARDO	295/30R19	(100 Y) REAR	P ZERO	1920800	2003 - 2008
GALLARDO	295/30R19	(100 Y) REAR	P ZERO	1920800	2007 - 2010
GALLARDO	295/30R19	(100 Y) REAR	P ZERO	1920800	2008 - 2014
GALLARDO	295/30R19	(100 Y) REAR	P ZERO	1920800	2010 - 2014
HURACAN	245/30R20	(90 Y) FRONT	P ZERO	2154800	2014 >
HURACAN	245/30R20	(90 Y) FRONT	P-ZERO	2560300	2016 >
HURACAN	245/30R20	(90 Y) FRONT	P-ZERO CORSA	2572500	2017 >
HURACAN	245/35R19	(93 Y) FRONT	P-ZERO	2544600	2016 >
HURACAN	245/35R19	(93 Y) FRONT	P-ZERO	2692600	2016 >
HURACAN	305/30R20	(103 Y) REAR	P ZERO	2154700	2014 >
HURACAN	305/30R20	(103 Y) REAR	P-ZERO	2560200	2016 >
HURACAN	305/30R20	(103 Y) REAR	P-ZERO CORSA	2572600	2017 >

ORIGINAL EQUIPMENT - HOMOLOGATIONS

Model	Tire Size	LI / SR / Note	Line	IP Code	Model Year Range
LAMBORGHINI (CONT.)					
HURACAN	305/35R19	(102 Y) REAR	P-ZERO	2544500	2016 >
HURACAN	305/35R19	(102 Y) REAR	P-ZERO	2692500	2016 >
MURCIELAGO	245/35R18	(88 Y) FRONT	P ZERO ROSSO	2615600	2001 - 2012
MURCIELAGO	245/35R18	(92 Y) FRONT	P ZERO CORSA DIREZIONALE	1635300	2001 - 2012
MURCIELAGO	335/30R18	(102 Y) REAR	P ZERO ROSSO	2615700	2001 - 2012
MURCIELAGO	335/30R18	(102 Y) REAR Left	P ZERO CORSA ASIMMETRICO	1611900	2001 - 2012
MURCIELAGO	335/30R18	(102 Y) REAR Right	P ZERO CORSA ASIMMETRICO	1611800	2001 - 2012
URUS	285/35R23	(107 Y) FRONT	P-ZERO	3056900	2018 >
URUS	285/40R22	(110 Y) FRONT	P-ZERO	2760300	2018 >
URUS	285/40R22	(110 Y) FRONT	P-ZERO CORSA	2760100	2018 >
URUS	285/45R21	(113 Y) FRONT	P-ZERO	2807600	2018 >
URUS	285/45R21	(113 Y) FRONT	SCORPION ZERO ALL SEASON	3245000	2018 >
URUS	315/40R21	(115 Y) REAR	P-ZERO	2807700	2018 >
URUS	315/40R21	(115 Y) REAR	SCORPION ZERO ALL SEASON	2857400	2018 >
URUS	325/30R23	(109 Y) REAR	P-ZERO	3057000	2018 >
URUS	325/35R22	(114 Y) REAR	P-ZERO	2760200	2018 >
URUS	325/35R22	(114 Y) REAR	P-ZERO CORSA	2760000	2018 >
LAMBORGHINI WINTER					
AVENTADOR	255/30R20	92 W FRONT	WINTER SOTTOZERO 3	2499600	2011 >
AVENTADOR	255/30R20	92 W FRONT	WINTER SOTTOZERO 3	2499600	2013 >
AVENTADOR	255/35R19	96 W FRONT	W270 SOTTOZERO SERIE II	1929900	2011 >
AVENTADOR	255/35R19	96 W FRONT	W270 SOTTOZERO SERIE II	1929900	2013 >
AVENTADOR	335/30R20	104 W REAR	W270 SOTTOZERO SERIE II	1930000	2011 >
AVENTADOR	335/30R20	104 W REAR	W270 SOTTOZERO SERIE II	1930000	2013 >
AVENTADOR	355/25R21	107 W REAR	WINTER SOTTOZERO 3	2499700	2011 >
AVENTADOR	355/25R21	107 W REAR	WINTER SOTTOZERO 3	2499700	2013 >
GALLARDO	235/35R19	91 V FRONT	W240 SOTTOZERO SERIE II	1857700	2003 - 2008
GALLARDO	235/35R19	91 V FRONT	W240 SOTTOZERO SERIE II	1857700	2007 - 2010
GALLARDO	235/35R19	91 V FRONT	W240 SOTTOZERO SERIE II	1857700	2008 - 2014
GALLARDO	235/35R19	91 V FRONT	W240 SOTTOZERO SERIE II	1857700	2010 - 2014
GALLARDO	235/35R19	91 V FRONT	W240 SOTTOZERO SERIE II	1857700	2012 - 2014
GALLARDO	295/30R19	100 V REAR	W240 SOTTOZERO SERIE II	1962000	2003 - 2008
GALLARDO	295/30R19	100 V REAR	W240 SOTTOZERO SERIE II	1962000	2007 - 2010
GALLARDO	295/30R19	100 V REAR	W240 SOTTOZERO SERIE II	1962000	2008 - 2014
GALLARDO	295/30R19	100 V REAR	W240 SOTTOZERO SERIE II	1962000	2010 - 2014
GALLARDO	295/30R19	100 V REAR	W240 SOTTOZERO SERIE II	1962000	2012 - 2014
HURACAN	245/30R20	90 W FRONT	WINTER SOTTOZERO 3	2309900	2014 >
HURACAN	245/35R19	93 W FRONT	WINTER SOTTOZERO 3	2499400	2014 >
HURACAN	305/30R20	103 W REAR	WINTER SOTTOZERO 3	2310000	2014 >
HURACAN	305/35R19	102 W REAR	WINTER SOTTOZERO 3	2551900	2014 >
URUS	285/40R22	110 W FRONT	SCORPION WINTER	2749200	2018 >
URUS	325/35R22	114 W REAR	SCORPION WINTER	2749100	2018 >
LAND ROVER					
DISCOVERY	235/70R18	110 V ALL AROUND	SCORPION VERDE ALLSEASON	2685500	2016 >
DISCOVERY	255/50R20	109 Y ALL AROUND	SCORPION ZERO	1780500	2010 - 2016
DISCOVERY	255/55R19	111 V ALL AROUND	SCORPION ZERO	1780400	2004 - 2016
DISCOVERY	255/55R20	110 W ALL AROUND	SCORPION VERDE ALLSEASON	2154900	2016 >
DISCOVERY	255/60R18	112 V ALL AROUND	SCORPION ZERO	1780300	2004 - 2016
DISCOVERY	255/60R19	113 V ALL AROUND	SCORPION VERDE ALLSEASON	2685600	2016 >
DISCOVERY	275/45R21	110 W ALL AROUND	SCORPION VERDE ALLSEASON	2220300	2016 >
DISCOVERY	275/45R21	110 W ALL AROUND	SCORPION VERDE ALLSEASON	3257700	2016 >
DISCOVERY	285/40R22	110 Y ALL AROUND	SCORPION VERDE ALLSEASON	2824500	2016 >
DISCOVERY	285/40R22	110 Y ALL AROUND	SCORPION ZERO ALL SEASON	3432100	2016 >
DISCOVERY SPORT	235/55R19	105 V ALL AROUND	SCORPION VERDE ALLSEASON	1959800	2014 >
DISCOVERY SPORT	235/60R18	107 H ALL AROUND	SCORPION VERDE ALLSEASON	2496200	2014 >
DISCOVERY SPORT	235/60R18	107 V ALL AROUND	SCORPION VERDE ALLSEASON	2423300	2014 >
DISCOVERY SPORT	245/45R20	103 V ALL AROUND	SCORPION VERDE ALLSEASON	2664100	2014 >
FREELANDER	235/60R18	103 V ALL AROUND	SCORPION ZERO	1780200	2006 - 2016
RANGE ROVER	235/65R19	109 V ALL AROUND	SCORPION VERDE ALLSEASON	2119400	2012 >
RANGE ROVER	255/55R19	111 V ALL AROUND	SCORPION ZERO	1780400	2002 - 2012
RANGE ROVER	255/55R20	110 W ALL AROUND	SCORPION VERDE ALLSEASON	2154900	2012 >
RANGE ROVER	255/60R18	112 V ALL AROUND	SCORPION ZERO	1780300	2002 - 2012
RANGE ROVER	275/40R22	108 Y ALL AROUND	P ZERO	2559500	2012 >
RANGE ROVER	275/40R22	108 Y ALL AROUND	SCORPION VERDE ALLSEASON	2450900	2012 >
RANGE ROVER	275/40R22	108 Y ALL AROUND	SCORPION ZERO ALL SEASON	3432300	2012 >
RANGE ROVER	275/40R23	109 Y ALL AROUND	SCORPION ZERO ALL SEASON	2761200	2012 >
RANGE ROVER	275/45R21	110 W ALL AROUND	SCORPION VERDE ALLSEASON	2220300	2012 >
RANGE ROVER	275/45R21	110 Y ALL AROUND	SCORPION VERDE ALLSEASON	2166800	2012 >
RANGE ROVER EVOQUE	235/50R20	104 W ALL AROUND	SCORPION ZERO ALL SEASON	3642200	2018 >
RANGE ROVER EVOQUE	235/50R20	104 Y ALL AROUND	P-ZERO	2863400	2018 >
RANGE ROVER EVOQUE	235/55R19	105 V ALL AROUND	SCORPION VERDE ALLSEASON	1959800	2011 >
RANGE ROVER EVOQUE	235/60R18	107 V ALL AROUND	SCORPION VERDE ALLSEASON	2056000	2011 >
RANGE ROVER EVOQUE	245/45R20	99 V ALL AROUND	SCORPION VERDE ALLSEASON	1953700	2011 >
RANGE ROVER EVOQUE	245/45R21	104 W ALL AROUND	SCORPION ZERO ALL SEASON	3535300	2018 >
RANGE ROVER EVOQUE	245/45R21	104 Y ALL AROUND	P-ZERO	3520400	2018 >

ORIGINAL EQUIPMENT - HOMOLOGATIONS

Model	Tire Size	LI / SR / Note	Line	IP Code	Model Year Range
LAND ROVER (CONT.)					
RANGE ROVER SPORT	235/65R19	109 V ALL AROUND	SCORPION VERDE ALLSEASON	2119400	2013 >
RANGE ROVER SPORT	255/50R19	107 Y ALL AROUND	SCORPION ZERO ASIMMETRICO	1619700	2005 - 2013
RANGE ROVER SPORT	255/55R20	110 Y ALL AROUND	SCORPION VERDE ALLSEASON	2166700	2013 >
RANGE ROVER SPORT	255/55R20	110 Y ALL AROUND	SCORPION ZERO ALL SEASON	3432600	2013 >
RANGE ROVER SPORT	275/40R20	106 Y ALL AROUND	SCORPION ZERO ASIMMETRICO	1629900	2005 - 2013
RANGE ROVER SPORT	275/40R22	108 Y ALL AROUND	P ZERO	2559500	2013 >
RANGE ROVER SPORT	275/40R22	108 Y ALL AROUND	SCORPION ZERO ALL SEASON	3432300	2013 >
RANGE ROVER SPORT	275/45R21	110 Y ALL AROUND	SCORPION VERDE ALLSEASON	2166800	2013 >
RANGE ROVER VELAR	255/50R20	109 W ALL AROUND	P ZERO	2528700	2017 >
RANGE ROVER VELAR	255/50R20	109 W ALL AROUND	SCORPION VERDE ALLSEASON	2523500	2017 >
RANGE ROVER VELAR	255/55R19	111 W ALL AROUND	P ZERO	2528800	2017 >
RANGE ROVER VELAR	265/40R22	106 Y ALL AROUND	P ZERO	2544700	2017 >
RANGE ROVER VELAR	265/40R22	106 Y ALL AROUND	P ZERO	3559400	2017 >
RANGE ROVER VELAR	265/40R22	106 Y ALL AROUND	SCORPION ZERO ALL SEASON	2689700	2017 >
RANGE ROVER VELAR	265/40R22	106 Y ALL AROUND	SCORPION ZERO ALL SEASON	3644500	2017 >
RANGE ROVER VELAR	265/45R21	104 W ALL AROUND	P ZERO	2689600	2017 >
RANGE ROVER VELAR	265/45R21	104 W ALL AROUND	SCORPION ZERO ALL SEASON	2689800	2017 >
LAND ROVER WINTER					
DISCOVERY SPORT	225/65R17	106 H ALL AROUND	SCORPION WINTER	2306900	2014 >
FREELANDER	225/65R17	106 H ALL AROUND	SCORPION WINTER	2306900	2006 - 2016
RANGE ROVER	235/65R19	109 V ALL AROUND	SCORPION WINTER	2288600	2012 >
RANGE ROVER EVOQUE	225/65R17	106 H ALL AROUND	SCORPION WINTER	2306900	2011 >
RANGE ROVER SPORT	235/65R19	109 V ALL AROUND	SCORPION WINTER	2288600	2013 >
LINCOLN					
MKC	255/40R20	101 V ALL AROUND	CINTURATO P7 ALLSEASON	2128400	2014 >
MKS	245/40R20	(99 Y) ALL AROUND	P ZERO	1716300	2016 >
MKS	255/45R19	100 V ALL AROUND	CINTURATO P7 ALLSEASON	3122500	2016 >
MKS	255/45R19	100 Y ALL AROUND	P ZERO	2125500	2016 >
MKX	265/40R21	(105 Y) ALL AROUND	P ZERO	2540200	2014 >
MKX	265/40R21	105 V ALL AROUND	SCORPION VERDE ALLSEASON	2390800	2014 >
NAVIGATOR	255/70R18	112 H ALL AROUND	SCORPION STR	1625500	2007 >
NAVIGATOR	255/70R18	112 S ALL AROUND	SCORPION STR	1570100	2007 >
NAVIGATOR	275/55R20	111 H ALL AROUND	SCORPION STR	1555300	2007 >
NAVIGATOR	285/45R22	114 H ALL AROUND	SCORPION VERDE ALLSEASON	2347700	2014 >
LOTUS					
EVORA	225/40R18	92 Y FRONT	P ZERO	1679700	2009 >
EVORA	235/35R19	(91 Y) FRONT	P ZERO CORSA DIREZIONALE	1975300	2009 >
EVORA	255/35R19	96 Y REAR	P ZERO	1773800	2009 >
EVORA	275/30R20	(97 Y) REAR	P ZERO CORSA ASIMMETRICO 2	2064700	2009 >
EXIGE S Brooklands	265/35R18	97Y Rear	P ZERO CORSA ASIMMETRICO 2	2114900	2015 >
MASERATI					
GHIBLI	235/50R18	(101 Y) ALL AROUND / FRONT	P ZERO	2166500	2013 >
GHIBLI	245/35R21	(96 Y) FRONT	P ZERO	2216900	2013 >
GHIBLI	245/40R20	(99 Y) FRONT	P ZERO	2166300	2013 >
GHIBLI	245/40R20	99 W FRONT	P ZERO ALL SEASON	2475100	2013 >
GHIBLI	245/45R19	(98 Y) FRONT	P ZERO	2166100	2013 >
GHIBLI	245/45R19	98 W FRONT	P ZERO ALL SEASON	2535100	2013 >
GHIBLI	275/40R19	(101 Y) REAR 1	P ZERO	3526700	2013 >
GHIBLI	275/40R19	101 W REAR	P ZERO ALL SEASON	2535200	2013 >
GHIBLI	275/45R18	(107 Y) REAR	P ZERO	2166400	2013 >
GHIBLI	285/30R21	(100 Y) REAR	P ZERO	2217000	2013 >
GHIBLI	285/35R20	(100 Y) REAR	P ZERO	2166200	2013 >
GHIBLI	285/35R20	100 W REAR	P ZERO ALL SEASON	2475200	2013 >
GRANCABRIO	245/35R20	(95 Y) FRONT	P ZERO	1805300	2009 >
GRANCABRIO	245/35R20	(95 Y) FRONT	P-ZERO	3136100	2018 >
GRANCABRIO	245/40R19	(94 Y) FRONT	P ZERO	1902000	2009 >
GRANCABRIO	285/35R20	(100 Y) REAR	P ZERO	1720000	2009 >
GRANCABRIO	285/35R20	(100 Y) REAR	P-ZERO	3136200	2018 >
GRANCABRIO	285/40R19	(103 Y) REAR	P ZERO	1723300	2009 >
GRANTURISMO	245/35R20	(95 Y) FRONT	P ZERO	1805300	2007 >
GRANTURISMO	245/35R20	(95 Y) FRONT	P-ZERO	3136100	2018 >
GRANTURISMO	245/40R19	(94 Y) FRONT	P ZERO	1902000	2007 >
GRANTURISMO	255/35R20	(97 Y) FRONT	P ZERO CORSA DIREZIONALE	1912500	2010 >
GRANTURISMO	285/35R20	(100 Y) REAR	P ZERO	1720000	2007 >
GRANTURISMO	285/35R20	(100 Y) REAR	P-ZERO	3136200	2018 >
GRANTURISMO	285/40R19	(103 Y) REAR	P ZERO	1723300	2007 >
GRANTURISMO	295/35R20	(105 Y) REAR	P ZERO CORSA ASIMMETRICO 2	2029800	2010 >
LEVANTE	255/60R18	112 W ALL AROUND	SCORPION VERDE	2612500	2016 >
LEVANTE	265/40R21	105 W FRONT	SCORPION VERDE ALLSEASON	3195100	2016 >
LEVANTE	265/40R21	105 Y ALL AROUND / FRONT	P ZERO	2611500	2016 >
LEVANTE	265/45R20	108 W ALL AROUND / FRONT	SCORPION VERDE ALLSEASON	2611900	2016 >
LEVANTE	265/45R20	108 Y ALL AROUND / FRONT	P ZERO	2611700	2016 >
LEVANTE	265/50R19	11 Y ALL AROUND / FRONT	P ZERO	2612100	2016 >
LEVANTE	265/50R19	110 W ALL AROUND / FRONT	SCORPION VERDE ALLSEASON	2612300	2016 >
LEVANTE	295/35R21	107 W REAR	SCORPION VERDE ALLSEASON	3195200	2016 >

ORIGINAL EQUIPMENT - HOMOLOGATIONS

Model	Tire Size	LI / SR / Note	Line	IP Code	Model Year Range
MASERATI (CONT.)					
LEVANTE	295/35R21	107 Y REAR	P ZERO	2611400	2016 >
LEVANTE	295/40R20	110 W REAR	SCORPION VERDE ALLSEASON	2611800	2016 >
LEVANTE	295/40R20	110 Y REAR	P ZERO	2611600	2016 >
LEVANTE	295/45R19	113 W REAR	SCORPION VERDE ALLSEASON	2612200	2016 >
LEVANTE	295/45R19	113 Y REAR	P ZERO	2612000	2016 >
QUATTROPORTE	245/35R20	(95 Y) FRONT	P ZERO	1638800	2005 - 2007
QUATTROPORTE	245/35R20	(95 Y) FRONT	P ZERO	1638800	2007 - 2013
QUATTROPORTE	245/35R20	(95 Y) FRONT	P ZERO	1638800	2008 - 2013
QUATTROPORTE	245/35R21	(96 Y) FRONT	P ZERO	2216900	2013 >
QUATTROPORTE	245/40R19	(98 Y) FRONT	P ZERO ROSSO DIREZIONALE	1515900	2004 - 2008
QUATTROPORTE	245/40R19	(98 Y) FRONT	P ZERO ROSSO DIREZIONALE	1515900	2008 - 2013
QUATTROPORTE	245/40R20	(99 Y) FRONT	P ZERO	2166300	2013 >
QUATTROPORTE	245/40R20	99 W FRONT	P ZERO ALL SEASON	2475100	2013 >
QUATTROPORTE	245/45R18	(100 Y) FRONT	P ZERO ROSSO DIREZIONALE	2378400	2004 - 2008
QUATTROPORTE	245/45R18	(100 Y) FRONT	P ZERO ROSSO DIREZIONALE	2378400	2008 - 2013
QUATTROPORTE	245/45R19	(98 Y) FRONT	P ZERO	2166100	2013 >
QUATTROPORTE	245/45R19	98 W FRONT	P ZERO ALL SEASON	2535100	2013 >
QUATTROPORTE	275/40R19	(101 Y) REAR	P ZERO	3526700	2013 >
QUATTROPORTE	275/40R19	101 W REAR	P ZERO ALL SEASON	2535200	2013 >
QUATTROPORTE	285/30R20	(99 Y) REAR	P ZERO	1639200	2005 - 2007
QUATTROPORTE	285/30R21	(100 Y) REAR	P ZERO	2217000	2013 >
QUATTROPORTE	285/35R19	(99 Y) REAR	P ZERO ROSSO	1573200	2004 - 2008
QUATTROPORTE	285/35R19	(99 Y) REAR	P ZERO ROSSO	1573200	2008 - 2013
QUATTROPORTE	285/35R20	(100 Y) REAR	P ZERO	2166200	2013 >
QUATTROPORTE	285/35R20	100 W REAR	P ZERO ALL SEASON	2475200	2013 >
QUATTROPORTE	285/40R18	(101 Y) REAR	P ZERO ROSSO	1514800	2004 - 2008
QUATTROPORTE	285/40R18	(101 Y) REAR	P ZERO ROSSO	1514800	2008 - 2013
QUATTROPORTE	295/30R20	(101 Y) REAR	P ZERO	1800100	2007 - 2013
QUATTROPORTE	295/30R20	(101 Y) REAR	P ZERO	1800100	2008 - 2013
MASERATI WINTER					
GHIBLI	235/50R18	101 V ALL AROUND / FRONT	WINTER SOTTOZERO 3	2564700	2013 >
GHIBLI	245/35R21	96 W FRONT	WINTER SOTTOZERO 3	2571800	2013 >
GHIBLI	245/40R20	99 W FRONT	WINTER SOTTOZERO 3	2572000	2013 >
GHIBLI	245/45R19	98 W FRONT	WINTER SOTTOZERO 3	2569500	2013 >
GHIBLI	275/40R19	101 W REAR	WINTER SOTTOZERO 3	2569600	2013 >
GHIBLI	275/45R18	107 V REAR	WINTER SOTTOZERO 3	2564800	2013 >
GHIBLI	285/30R21	100 W REAR	WINTER SOTTOZERO 3	2571900	2013 >
GHIBLI	285/35R20	100 W REAR	WINTER SOTTOZERO 3	2572100	2013 >
GRANCABRIO	245/35R20	95 W FRONT	W270 SOTTOZERO SERIE II	1821200	2009 >
GRANCABRIO	245/40R19	98 V FRONT	W240 SOTTOZERO	1599600	2009 >
GRANCABRIO	285/35R20	104 W REAR	W270 SOTTOZERO SERIE II	1938700	2009 >
GRANCABRIO	285/40R19	103 V REAR	W240 SOTTOZERO	1516500	2009 >
GRANTURISMO	245/35R20	95 W FRONT	W270 SOTTOZERO SERIE II	1821200	2007 >
GRANTURISMO	245/35R20	95 W FRONT	W270 SOTTOZERO SERIE II	1821200	2010 >
GRANTURISMO	245/35R20	95 W FRONT	W270 SOTTOZERO SERIE II	1821200	2018 >
GRANTURISMO	245/40R19	98 V FRONT	W240 SOTTOZERO	1599600	2007 >
GRANTURISMO	285/35R20	104 W REAR	W270 SOTTOZERO SERIE II	1938700	2007 >
GRANTURISMO	285/35R20	104 W REAR	W270 SOTTOZERO SERIE II	1938700	2010 >
GRANTURISMO	285/35R20	104 W REAR	W270 SOTTOZERO SERIE II	1938700	2018 >
GRANTURISMO	285/40R19	103 V REAR	W240 SOTTOZERO	1516500	2007 >
LEVANTE	255/60R18	112 V ALL AROUND	SCORPION WINTER	2784900	2016 >
LEVANTE	265/40R21	105 V ALL AROUND / FRONT	SCORPION WINTER	2784500	2016 >
LEVANTE	265/45R20	104 V ALL AROUND / FRONT	SCORPION WINTER	2784700	2016 >
LEVANTE	265/50R19	110 V ALL AROUND / FRONT	SCORPION WINTER	2784800	2016 >
LEVANTE	295/35R21	107 V REAR	SCORPION WINTER	2784400	2016 >
LEVANTE	295/40R20	106 V REAR	SCORPION WINTER	2784600	2016 >
LEVANTE	295/45R19	113 V REAR	SCORPION WINTER	2784100	2016 >
QUATTROPORTE	245/35R20	95 W FRONT	W270 SOTTOZERO SERIE II	1821200	2005 - 2007
QUATTROPORTE	245/35R20	95 W FRONT	W270 SOTTOZERO SERIE II	1821200	2007 - 2013
QUATTROPORTE	245/35R20	95 W FRONT	W270 SOTTOZERO SERIE II	1821200	2008 - 2013
QUATTROPORTE	245/35R21	96 W FRONT	WINTER SOTTOZERO 3	2571800	2013 >
QUATTROPORTE	245/40R19	98 V FRONT	W240 SOTTOZERO	1599600	2004 - 2008
QUATTROPORTE	245/40R19	98 V FRONT	W240 SOTTOZERO	1599600	2005 - 2007
QUATTROPORTE	245/40R19	98 V FRONT	W240 SOTTOZERO	1599600	2007 - 2013
QUATTROPORTE	245/40R19	98 V FRONT	W240 SOTTOZERO	1599600	2008 - 2013
QUATTROPORTE	245/40R20	99 W FRONT	WINTER SOTTOZERO 3	2572000	2013 >
QUATTROPORTE	245/45R19	98 W FRONT	WINTER SOTTOZERO 3	2569500	2013 >
QUATTROPORTE	275/40R19	101 W REAR	WINTER SOTTOZERO 3	2569600	2013 >
QUATTROPORTE	285/30R20	99 V REAR	W240 SOTTOZERO	1702600	2005 - 2007
QUATTROPORTE	285/30R20	99 V REAR	W240 SOTTOZERO	1702600	2007 - 2013
QUATTROPORTE	285/30R20	99 V REAR	W240 SOTTOZERO	1702600	2008 - 2013
QUATTROPORTE	285/30R21	100 W REAR	WINTER SOTTOZERO 3	2571900	2013 >
QUATTROPORTE	285/35R19	103 V REAR	W240 SOTTOZERO	1644300	2004 - 2008
QUATTROPORTE	285/35R19	103 V REAR	W240 SOTTOZERO	1644300	2005 - 2007
QUATTROPORTE	285/35R19	103 V REAR	W240 SOTTOZERO	1644300	2007 - 2013

ORIGINAL EQUIPMENT - HOMOLOGATIONS

Model	Tire Size	LI / SR / Note	Line	IP Code	Model Year Range
MASERATI WINTER					
QUATTROPORTE	285/35R19	103 V REAR	W240 SOTTOZERO	1644300	2008 - 2013
QUATTROPORTE	285/35R20	100 W REAR	WINTER SOTTOZERO 3	2572100	2013 >
MCLAREN					
540C	225/35R19	(88 Y) FRONT	P-ZERO	2595400	2015 >
540C	225/35R19	(88 Y) FRONT	P-ZERO CORSA	2519400	2015 >
540C	285/35R20	(104 Y) REAR	P-ZERO	2595500	2015 >
540C	285/35R20	(104 Y) REAR	P-ZERO CORSA	2519300	2015 >
570GT	225/35R19	(88 Y) FRONT	P-ZERO	2595400	2015 >
570GT	225/35R19	(88 Y) FRONT	P-ZERO CORSA	2519400	2015 >
570GT	285/35R20	(104 Y) REAR	P-ZERO	2595500	2015 >
570GT	285/35R20	(104 Y) REAR	P-ZERO CORSA	2519300	2015 >
570S	225/35R19	(88 Y) FRONT	P-ZERO	2595400	2015 >
570S	225/35R19	(88 Y) FRONT	P-ZERO CORSA	2519400	2015 >
570S	285/35R20	(104 Y) REAR	P-ZERO	2595500	2015 >
570S	285/35R20	(104 Y) REAR	P-ZERO CORSA	2519300	2015 >
600LT	225/35R19	(88 Y) FRONT	P-ZERO	2595400	2018 >
600LT	285/35R20	(104 Y) REAR	P-ZERO	2595500	2018 >
650S	235/35R19	(91 Y) FRONT	P ZERO	2023200	2015 >
650S	235/35R19	(91 Y) FRONT	P ZERO CORSA ASIMMETRICO 2	2469700	2015 >
650S	305/30R20	(99 Y) REAR	P ZERO	1931700	2015 >
650S	305/30R20	(99 Y) REAR	P ZERO CORSA ASIMMETRICO 2	2148000	2015 >
720S	245/35R19	(93 Y) FRONT	P-ZERO	2649300	2017 >
720S	245/35R19	(93 Y) FRONT	P-ZERO CORSA	2649500	2017 >
720S	305/30R20	(103 Y) REAR	P-ZERO	2649400	2017 >
720S	305/30R20	(103 Y) REAR	P-ZERO CORSA	2649600	2017 >
MP4-12C	235/35R19	(91 Y) FRONT	P ZERO	2023200	2011 - 2015
MP4-12C	235/35R19	(91 Y) FRONT	P ZERO CORSA ASIMMETRICO 2	2469700	2011 - 2015
MP4-12C	305/30R20	(99 Y) REAR	P ZERO	1931700	2011 - 2015
MP4-12C	305/30R20	(99 Y) REAR	P ZERO CORSA ASIMMETRICO 2	2148000	2011 - 2015
P1	245/35R19	(93 Y) FRONT	P ZERO CORSA ASIMMETRICO 2	2376300	2013 >
P1	315/30R20	(101 Y) REAR	P ZERO CORSA ASIMMETRICO 2	2129500	2013 >
SENNA	245/35R19	(93 Y) FRONT	P-ZERO	2869300	2018 >
SENNA	315/30R20	(104 Y) REAR	P-ZERO	2869400	2018 >
MCLAREN WINTER					
540C	235/35R19	91 W FRONT	WINTER SOTTOZERO 3	2689300	2015 >
540C	285/35R20	104 W REAR	WINTER SOTTOZERO 3	2560000	2015 >
570GT	235/35R19	91 W FRONT	WINTER SOTTOZERO 3	2689300	2015 >
570GT	285/35R20	104 W REAR	WINTER SOTTOZERO 3	2560000	2015 >
570S	235/35R19	91 W FRONT	WINTER SOTTOZERO 3	2689300	2015 >
570S	285/35R20	104 W REAR	WINTER SOTTOZERO 3	2560000	2015 >
600LT	235/35R19	91 W FRONT	WINTER SOTTOZERO 3	2689300	2018 >
600LT	285/35R20	104 W REAR	WINTER SOTTOZERO 3	2560000	2018 >
650S	235/35R19	87 V FRONT	W240 SOTTOZERO SERIE II	1821800	2015 >
650S	235/35R19	91 W FRONT	WINTER SOTTOZERO 3	2404500	2015 >
650S	295/30R20	101 W REAR	W270 SOTTOZERO SERIE II	1821700	2015 >
650S	305/30R20	103 W REAR	WINTER SOTTOZERO 3	2310000	2015 >
720S	245/35R19	93 W FRONT	W270 SOTTOZERO SERIE II	2914100	2017 >
720S	295/30R20	101 W REAR	W270 SOTTOZERO SERIE II	2914200	2017 >
MP4-12C	235/35R19	87 V FRONT	W240 SOTTOZERO SERIE II	1821800	2011 - 2015
MP4-12C	235/35R19	91 W FRONT	WINTER SOTTOZERO 3	2404500	2011 - 2015
MP4-12C	295/30R20	101 W REAR	W270 SOTTOZERO SERIE II	1821700	2011 - 2015
MP4-12C	305/30R20	103 W REAR	WINTER SOTTOZERO 3	2310000	2011 - 2015
P1	235/35R19	91 W FRONT	WINTER SOTTOZERO 3	2404500	2013 >
P1	305/30R20	103 W REAR	WINTER SOTTOZERO 3	2310000	2013 >
SENNA	245/35R19	93 W FRONT	W270 SOTTOZERO SERIE II	2914100	2018 >
SENNA	305/30R20	103 W REAR	W270 SOTTOZERO SERIE II	3563100	2018 >
MERCEDES					
A CLASS	205/55R17	91 H ALL AROUND	CINTURATO P7 ALLSEASON	2720100	2018 >
A CLASS	205/55R17	91 W ALL AROUND	CINTURATO P7	2767000	2018 >
A CLASS	205/60R16	92 V ALL AROUND	CINTURATO P7	2706800	2018 >
A CLASS	225/40R19	93 W ALL AROUND	P-ZERO	2984700	2018 >
B CLASS	205/55R17	91 H ALL AROUND	CINTURATO P7 ALLSEASON	2720100	2018 >
B CLASS	205/55R17	91 W ALL AROUND	CINTURATO P7	2767000	2018 >
B CLASS	205/60R16	92 V ALL AROUND	CINTURATO P7	2706800	2018 >
B CLASS	225/40R18	92 H ALL AROUND	CINTURATO P7 ALLSEASON	2498200	2012 >
B CLASS	225/40R18	92 H ALL AROUND	P ZERO NERO AS	1905700	2012 >
B CLASS	225/40R18	92 W ALL AROUND	P ZERO	2337000	2012 >
B CLASS	225/40R19	93 W ALL AROUND	P-ZERO	2984700	2018 >
B CLASS	225/45R17	91 H ALL AROUND	CINTURATO P7 ALLSEASON	2031700	2012 >
B CLASS	225/45R17	91 V ALL AROUND	CINTURATO P7	2029200	2012 >
C CLASS	205/55R16	91 W FRONT	CINTURATO P7	2041500	2007 - 2012
C CLASS	205/60R16	92 V ALL AROUND	CINTURATO P7	2706800	2017 >
C CLASS	225/40R18	92 H FRONT	P ZERO NERO AS	1905700	2007 - 2012
C CLASS	225/40R18	92 H FRONT	P ZERO NERO AS	1905700	2008 - 2013
C CLASS	225/40R18	92 Y FRONT	P ZERO	1679700	2007 - 2012

ORIGINAL EQUIPMENT - HOMOLOGATIONS

Model	Tire Size	LI / SR / Note	Line	IP Code	Model Year Range
MERCEDES (CONT.)					
C CLASS	225/40R19	93 Y FRONT	P-ZERO	2908200	2013 >
C CLASS	225/40R19	93 Y FRONT	P-ZERO	2908200	2014 >
C CLASS	225/45R17	91 W FRONT	CINTURATO P7	2153800	2007 - 2012
C CLASS	225/45R18	95 H FRONT	CINTURATO P7 ALLSEASON	2374200	2013 >
C CLASS	225/45R18	95 Y FRONT	CINTURATO P7	2374400	2013 >
C CLASS	225/45R18	95 Y FRONT	CINTURATO P7	2732900	2013 >
C CLASS	225/50R17	94 H ALL AROUND	CINTURATO P7 ALLSEASON	2374300	2013 >
C CLASS	225/50R17	94 W ALL AROUND	CINTURATO P7	2302500	2013 >
C CLASS	245/35R18	92 Y REAR	P ZERO	1654900	2007 - 2012
C CLASS	245/40R17	91 W REAR	CINTURATO P7	2153700	2007 - 2012
C CLASS	245/40R18	97 H REAR	CINTURATO P7 ALLSEASON	2374100	2013 >
C CLASS	245/40R18	97 Y REAR	CINTURATO P7	2302300	2013 >
C CLASS	245/40R18	97 Y REAR	CINTURATO P7	2714100	2013 >
C CLASS	255/35R18	94 H REAR	P ZERO NERO AS	1795700	2007 - 2012
C CLASS	255/35R18	94 H REAR	P ZERO NERO AS	1795700	2008 - 2013
C CLASS	255/35R18	94 Y REAR	P ZERO	1800400	2007 - 2012
C CLASS	255/35R19	96 Y REAR	P-ZERO	2908300	2013 >
C CLASS	255/35R19	96 Y REAR	P-ZERO	2908300	2014 >
C CLASS COUPE	225/45R18	95 H FRONT	CINTURATO P7 ALLSEASON	2374200	2015 >
C CLASS COUPE	225/45R18	95 Y FRONT	CINTURATO P7	2374400	2015 >
C CLASS COUPE	225/50R17	94 H ALL AROUND	CINTURATO P7 ALLSEASON	2374300	2015 >
C CLASS COUPE	225/50R17	94 W ALL AROUND	CINTURATO P7	2302500	2015 >
C CLASS COUPE	245/40R18	97 H REAR	CINTURATO P7 ALLSEASON	2374100	2015 >
C CLASS COUPE	245/40R18	97 Y REAR	CINTURATO P7	2302300	2015 >
CLA	205/55R17	91 H ALL AROUND	CINTURATO P7 ALLSEASON	2720100	2019 >
CLA	205/60R16	92 V ALL AROUND	CINTURATO P7	2706800	2019 >
CLA	225/40R18	92 H ALL AROUND	CINTURATO P7 ALLSEASON	2498200	2013 >
CLA	225/40R18	92 H ALL AROUND	P ZERO NERO AS	1905700	2013 >
CLA	225/40R18	92 W ALL AROUND	P ZERO	2337000	2013 >
CLA	225/40R18	92 Y FRONT	P ZERO	1679700	2013 >
CLA	225/40R19	93 W ALL AROUND	P-ZERO	2984700	2019 >
CLA	225/45R17	91 H ALL AROUND	CINTURATO P7 ALLSEASON	2031700	2013 >
CLA	225/45R17	91 V ALL AROUND	CINTURATO P7	2029200	2013 >
CLA	235/35R19	(91 Y) ALL AROUND	P ZERO	1913600	2013 >
CLA	245/35R18	92 Y REAR	P ZERO	1654900	2013 >
CLK	205/55R16	91 W FRONT	CINTURATO P7	2041500	2003 - 2006
CLK	225/40R18	92 Y FRONT	P ZERO	1679700	2003 - 2006
CLK	225/40R18	92 Y FRONT	P ZERO	1679700	2006 - 2010
CLK	245/35R18	92 Y REAR	P ZERO	1654900	2003 - 2006
CLK	255/35R18	94 Y REAR	P ZERO	1800400	2006 - 2010
CLS	225/55R17	97 H ALL AROUND	CINTURATO P7 ALLSEASON	2478100	2018 >
CLS	245/35R20	95 Y FRONT 1	P-ZERO	2596200	2018 >
CLS	245/35R20	95 Y FRONT 2	P-ZERO	3122200	2018 >
CLS	245/40R19	98 H ALL AROUND	CINTURATO P7 ALLSEASON	2477800	2018 >
CLS	245/40R19	98 Y FRONT	CINTURATO P7	2478700	2018 >
CLS	245/40R19	98 Y FRONT	CINTURATO P7	3580000	2018 >
CLS	245/45R17	99 Y ALL AROUND	CINTURATO P7	1830000	2010 - 2018
CLS	245/45R18	100 H ALL AROUND	CINTURATO P7 ALLSEASON	2477900	2018 >
CLS	245/45R18	100 Y ALL AROUND / FRONT	CINTURATO P7	2479200	2018 >
CLS	245/45R18	100 Y FRONT	CINTURATO P7	2479100	2018 >
CLS	255/35R19	(96 Y) FRONT	P ZERO	2390100	2010 - 2018
CLS	255/40R18	(99 Y) FRONT	P ZERO ROSSO	1591500	2004 - 2010
CLS	255/40R18	99 H FRONT	P ZERO NERO AS	1997800	2010 - 2018
CLS	255/40R18	99 Y FRONT	P ZERO	2027700	2010 - 2018
CLS	265/35R20	(99 Y) FRONT	P-ZERO	2691800	2018 >
CLS	275/30R20	97 Y REAR	P-ZERO	2796900	2018 >
CLS	275/35R19	100 Y REAR	CINTURATO P7	2478800	2018 >
CLS	275/40R18	103 Y REAR	CINTURATO P7	2713500	2018 >
CLS	275/40R18	99 Y REAR	CINTURATO P7	2479000	2018 >
CLS	285/30R19	(98 Y) REAR	P ZERO	2390200	2010 - 2018
CLS	285/35R18	(101 Y) REAR	P ZERO ROSSO	1591600	2004 - 2010
CLS	285/35R18	97 H REAR	P ZERO NERO AS	1997900	2010 - 2018
CLS	285/35R18	97 Y REAR	P ZERO	2009300	2010 - 2018
CLS	295/30R20	(101 Y) REAR	P-ZERO	2691700	2018 >
E CLASS	225/55R16	99 Y ALL AROUND	CINTURATO P7	1830100	2009 - 2017
E CLASS	225/55R17	97 H ALL AROUND	CINTURATO P7 ALLSEASON	2478100	2016 >
E CLASS	245/35R19	93 Y FRONT	P ZERO	2031900	2009 - 2017
E CLASS	245/35R20	95 Y FRONT	P-ZERO	2596200	2016 >
E CLASS	245/35R20	95 Y FRONT	P-ZERO	3122200	2016 >
E CLASS	245/40R18	97 V FRONT	P ZERO NERO AS	1830300	2009 - 2017
E CLASS	245/40R18	97 Y ALL AROUND / FRONT	P ZERO	1949400	2002 - 2009
E CLASS	245/40R18	97 Y FRONT	P ZERO	1949400	2009 - 2017
E CLASS	245/40R19	98 H ALL AROUND	CINTURATO P7 ALLSEASON	2477800	2016 >
E CLASS	245/40R19	98 Y FRONT	CINTURATO P7	2478700	2016 >
E CLASS	245/40R19	98 Y FRONT	CINTURATO P7	3580000	2016 >

ORIGINAL EQUIPMENT - HOMOLOGATIONS

Model	Tire Size	LI / SR / Note	Line	IP Code	Model Year Range
MERCEDES (CONT.)					
E CLASS	245/45R17	95 W ALL AROUND	CINTURATO P7	1829800	2002 - 2009
E CLASS	245/45R17	95 W ALL AROUND	CINTURATO P7	1829800	2009 - 2017
E CLASS	245/45R17	99 Y ALL AROUND	CINTURATO P7	1830000	2009 - 2017
E CLASS	245/45R18	100 H ALL AROUND	CINTURATO P7 ALLSEASON	2477900	2016 >
E CLASS	245/45R18	100 Y ALL AROUND / FRONT	CINTURATO P7	2479200	2016 >
E CLASS	245/45R18	100 Y FRONT	CINTURATO P7	2479100	2016 >
E CLASS	255/35R19	(96 Y) FRONT	P ZERO	2390100	2009 - 2017
E CLASS	265/35R18	97 Y REAR	P ZERO NERO AS	1830200	2009 - 2017
E CLASS	265/35R18	97 Y REAR	P ZERO	1949500	2002 - 2009
E CLASS	265/35R18	97 Y REAR	P ZERO	1949500	2009 - 2017
E CLASS	265/35R20	(99 Y) FRONT	P-ZERO	2691800	2016 >
E CLASS	275/30R19	96 Y REAR	P ZERO	2032000	2009 - 2017
E CLASS	275/30R20	97 Y REAR	P-ZERO	2796900	2016 >
E CLASS	275/35R19	100 Y REAR	CINTURATO P7	2478800	2016 >
E CLASS	275/40R18	103 Y REAR	CINTURATO P7	2713500	2016 >
E CLASS	275/40R18	99 Y REAR	CINTURATO P7	2479000	2016 >
E CLASS	285/30R19	(98 Y) REAR	P ZERO	2390200	2009 - 2017
E CLASS	295/30R20	(101 Y) REAR	P-ZERO	2691700	2016 >
E CLASS COUPE	225/55R17	97 H ALL AROUND	CINTURATO P7 ALLSEASON	2478100	2017 >
E CLASS COUPE	235/40R18	95 Y FRONT	P ZERO	1723000	2009 - 2017
E CLASS COUPE	245/35R20	95 Y FRONT 1	P-ZERO	2596200	2017 >
E CLASS COUPE	245/35R20	95 Y FRONT 2	P-ZERO	3122200	2017 >
E CLASS COUPE	245/40R19	98 H ALL AROUND	CINTURATO P7 ALLSEASON	2477800	2017 >
E CLASS COUPE	245/40R19	98 Y FRONT	CINTURATO P7	2478700	2017 >
E CLASS COUPE	245/40R19	98 Y FRONT	CINTURATO P7	3580000	2017 >
E CLASS COUPE	245/45R18	100 H ALL AROUND	CINTURATO P7 ALLSEASON	2477900	2017 >
E CLASS COUPE	245/45R18	100 Y ALL AROUND / FRONT	CINTURATO P7	2479200	2017 >
E CLASS COUPE	245/45R18	100 Y FRONT	CINTURATO P7	2479100	2017 >
E CLASS COUPE	255/35R18	94 Y REAR	P ZERO	1800400	2009 - 2017
E CLASS COUPE	265/35R20	(99 Y) FRONT	P-ZERO	2691800	2017 >
E CLASS COUPE	275/30R20	97 Y REAR	P-ZERO	2796900	2017 >
E CLASS COUPE	275/35R19	100 Y REAR	CINTURATO P7	2478800	2017 >
E CLASS COUPE	275/40R18	103 Y REAR	CINTURATO P7	2713500	2017 >
E CLASS COUPE	275/40R18	99 Y REAR	CINTURATO P7	2479000	2017 >
E CLASS COUPE	295/30R20	(101 Y) REAR	P-ZERO	2691700	2017 >
EQC	235/50R20	100 W FRONT	SCORPION VERDE	2913700	2018 >
EQC	235/55R19	101 V FRONT	SCORPION VERDE	3256600	2018 >
EQC	255/50R19	103 V REAR	SCORPION VERDE	2904800	2018 >
G WAGEN	275/50R20	113 H ALL AROUND	SCORPION ATR	3121800	2018 >
G WAGEN	275/50R20	113 V ALL AROUND	SCORPION ATR	3566000	2018 >
G WAGEN	275/50R20	113 V ALL AROUND	SCORPION ZERO ALL SEASON	3149600	2018 >
G WAGEN	275/50R20	113 W ALL AROUND	SCORPION ZERO ASIMMETRICO	2814400	2018 >
G WAGEN	275/55R19	111 V ALL AROUND	SCORPION ZERO	1560200	2007 >
G WAGEN	275/55R19	111 V ALL AROUND	SCORPION ZERO	1560200	2012 >
G WAGEN	275/55R19	111 V ALL AROUND	SCORPION ZERO ALL SEASON	2858100	2018 >
G WAGEN	285/45R21	113 W ALL AROUND	SCORPION ZERO ASIMMETRICO	2814300	2018 >
G WAGEN	295/40R22	112 W ALL AROUND	SCORPION ZERO ASIMMETRICO	3136900	2018 >
G WAGEN	325/55R22	116 H ALL AROUND	SCORPION ATR	2625900	2007 >
GL CLASS	275/50R20	109 H ALL AROUND	SCORPION VERDE ALLSEASON	2154200	2012 >
GL CLASS	285/40R22	110 Y ALL AROUND	P ZERO	2744500	2013 >
GL CLASS	295/40R21	111 V ALL AROUND	SCORPION ZERO	1721900	2007 - 2012
GL CLASS	295/40R21	111 V ALL AROUND	SCORPION ZERO	1721900	2013 >
GL CLASS	295/40R21	111 Y ALL AROUND	P ZERO	2074900	2013 >
GLC	235/55R19	101 H ALL AROUND	SCORPION VERDE ALLSEASON	2489500	2015 >
GLC	235/55R19	101 V ALL AROUND	SCORPION VERDE	2489700	2015 >
GLC	235/55R19	101 V ALL AROUND	SCORPION VERDE	2489800	2015 >
GLC	235/55R19	101 V ALL AROUND	SCORPION VERDE	3256600	2015 >
GLC	235/55R19	101 V ALL AROUND	SCORPION VERDE ALLSEASON	3137000	2015 >
GLC	235/55R19	101 V ALL AROUND	SCORPION VERDE ALLSEASON	3496200	2015 >
GLC	235/60R18	103 H ALL AROUND	SCORPION VERDE ALLSEASON	2489900	2015 >
GLC	235/60R18	103 V ALL AROUND	SCORPION VERDE	2496100	2015 >
GLC	235/60R18	103 V ALL AROUND	SCORPION VERDE ALLSEASON	3496100	2015 >
GLC	255/45R20	101 W ALL AROUND	SCORPION VERDE	2789300	2015 >
GLC	265/40R21	(105 Y) FRONT	P ZERO	2861300	2015 >
GLC	295/35R21	(107 Y) REAR	P ZERO	2861200	2015 >
GLC COUPE	235/55R19	101 H ALL AROUND	SCORPION VERDE ALLSEASON	2489500	2016 >
GLC COUPE	235/55R19	101 V ALL AROUND	SCORPION VERDE	2489700	2016 >
GLC COUPE	235/55R19	101 V ALL AROUND	SCORPION VERDE	2489800	2016 >
GLC COUPE	235/55R19	101 V ALL AROUND	SCORPION VERDE	3256600	2016 >
GLC COUPE	235/55R19	101 V ALL AROUND	SCORPION VERDE ALLSEASON	3137000	2016 >
GLC COUPE	235/55R19	101 V ALL AROUND	SCORPION VERDE ALLSEASON	3496200	2016 >
GLC COUPE	235/60R18	103 H ALL AROUND	SCORPION VERDE ALLSEASON	2489900	2016 >
GLC COUPE	235/60R18	103 V ALL AROUND	SCORPION VERDE	2496100	2016 >
GLC COUPE	235/60R18	103 V ALL AROUND	SCORPION VERDE ALLSEASON	3496100	2016 >
GLC COUPE	255/45R20	101 W ALL AROUND	SCORPION VERDE	2789300	2016 >

ORIGINAL EQUIPMENT - HOMOLOGATIONS

Model	Tire Size	LI / SR / Note	Line	IP Code	Model Year Range
MERCEDES (CONT.)					
GLC COUPE	265/40R21	(105 Y) FRONT	P ZERO	2861300	2016 >
GLC COUPE	295/35R21	(107 Y) REAR	P ZERO	2861200	2016 >
GLE	255/50R19	107 H ALL AROUND	SCORPION ZERO ALL SEASON	2711500	2018 >
GLE	255/50R19	107 W ALL AROUND	P-ZERO	3572600	2018 >
GLE	265/45R20	104 Y ALL AROUND	SCORPION VERDE	2733400	2015 >
GLE	265/45R20	108 Y ALL AROUND	P ZERO	2649200	2015 >
GLE	275/45R21	107 H FRONT	SCORPION ZERO ALL SEASON	2711400	2018 >
GLE	275/45R21	107 Y FRONT	P-ZERO	2710000	2018 >
GLE	275/45R21	107 Y FRONT	P-ZERO	3572800	2018 >
GLE	275/50R20	109 H ALL AROUND	SCORPION ZERO ALL SEASON	2711300	2018 >
GLE	275/50R20	113 H ALL AROUND	SCORPION ATR	3121800	2018 >
GLE	275/50R20	113 V ALL AROUND	SCORPION ATR	3566000	2018 >
GLE	275/50R20	113 W ALL AROUND	P-ZERO	2709900	2018 >
GLE	275/50R20	113 W ALL AROUND	P-ZERO	3572700	2018 >
GLE	285/40R22	106 Y FRONT	P-ZERO	2710400	2018 >
GLE	285/40R22	106 Y FRONT	P-ZERO	3573000	2018 >
GLE	285/40R23	107 Y FRONT	P-ZERO	2710200	2018 >
GLE	285/40R23	107 Y FRONT	P-ZERO	3124200	2018 >
GLE	295/35R21	107 Y ALL AROUND	P ZERO	2775500	2015 >
GLE	315/40R21	111 H REAR	SCORPION ZERO ALL SEASON	2711200	2018 >
GLE	315/40R21	111 Y REAR	P-ZERO	2709800	2018 >
GLE	315/40R21	111 Y REAR	P-ZERO	3572900	2018 >
GLE	325/35R22	110 Y REAR	P-ZERO	2710500	2018 >
GLE	325/35R22	110 Y REAR	P-ZERO	3573100	2018 >
GLE	325/35R23	111 Y REAR	P-ZERO	2377300	2018 >
GLE	325/35R23	111 Y REAR	P-ZERO	2710300	2018 >
GLE	255/50R19	107 W ALL AROUND	P-ZERO	2710100	2018 >
GLE coupé	275/45R21	107 Y FRONT	P ZERO	2415600	2015 >
GLE coupé	275/50R20	109 H ALL AROUND	SCORPION VERDE ALLSEASON	2154200	2015 >
GLE coupé	275/50R20	109 W ALL AROUND	SCORPION VERDE	2440300	2015 >
GLE coupé	285/40R22	106 Y FRONT	P ZERO	2421700	2015 >
GLE coupé	315/40R21	111 Y REAR	P ZERO	2415700	2015 >
GLE coupé	325/35R22	110 Y REAR	P ZERO	2421800	2015 >
GLK	235/45R20	100 H ALL AROUND	SCORPION ZERO ASIMMETRICO	1788400	2008 - 2015
GLK	235/45R20	100 W FRONT	P ZERO	1767300	2008 - 2015
GLK	235/50R19	99 W FRONT	P ZERO	1767100	2008 - 2015
GLK	235/60R17	102 V ALL AROUND / FRONT	SCORPION ZERO ASIMMETRICO	1766900	2008 - 2015
GLK	255/40R20	101 W REAR	P ZERO	1767400	2008 - 2015
GLK	255/45R19	100 W REAR	P ZERO	1767200	2008 - 2015
GLK	255/55R17	104 V REAR	SCORPION ZERO ASIMMETRICO	1767000	2008 - 2015
ML CLASS	255/50R19	103 W ALL AROUND	P ZERO ROSSO	1521700	2005 - 2011
ML CLASS	255/50R19	103 W ALL AROUND / FRONT	P ZERO ROSSO	1521700	2005 - 2011
ML CLASS	255/50R19	107 H ALL AROUND	SCORPION VERDE ALLSEASON	1953900	2011 >
ML CLASS	265/45R20	104 Y ALL AROUND	P ZERO ROSSO	1574200	2005 - 2011
ML CLASS	265/45R20	108 H ALL AROUND	SCORPION VERDE ALLSEASON	1954300	2011 >
ML CLASS	265/45R20	108 H ALL AROUND	SCORPION VERDE ALLSEASON	2011400	2011 >
ML CLASS	285/45R19	107 W REAR - Option	P ZERO ROSSO	1609700	2005 - 2011
R CLASS	255/50R19	103 W ALL AROUND	P ZERO ROSSO	1521700	2005 - 2014
R CLASS	255/50R19	103 W ALL AROUND	P ZERO ROSSO	1521700	2006 - 2014
R CLASS	265/45R20	104 Y ALL AROUND	P ZERO ROSSO	1574200	2005 - 2014
R CLASS	265/45R20	108 H ALL AROUND	SCORPION VERDE ALLSEASON	1954300	2005 - 2014
S CLASS	245/40R20	99 Y FRONT	P ZERO	2469500	2013 >
S CLASS	245/40R20	99 Y FRONT	P ZERO	2632100	2013 >
S CLASS	245/45R19	102 H FRONT	CINTURATO P7 ALLSEASON	2181700	2013 >
S CLASS	245/45R19	102 Y FRONT	P ZERO	2122800	2013 >
S CLASS	245/45R19	102 Y FRONT	P ZERO	2154000	2013 >
S CLASS	245/50R18	100 W FRONT	CINTURATO P7	2127200	2013 >
S CLASS	255/35R20	(97 Y) FRONT	P ZERO	2563300	2005 - 2013
S CLASS	255/45R18	99 Y ALL AROUND / FRONT	P ZERO ROSSO	1569500	2005 - 2013
S CLASS	255/45R19	(104 Y) FRONT	P ZERO	2306800	2013 >
S CLASS	275/35R20	(102 Y) REAR	P ZERO	2563400	2005 - 2013
S CLASS	275/35R20	102 Y REAR	P ZERO	2469600	2013 >
S CLASS	275/35R20	102 Y REAR	P ZERO	2632200	2013 >
S CLASS	275/40R19	101 H REAR	CINTURATO P7 ALLSEASON	2181300	2013 >
S CLASS	275/40R19	101 Y REAR	P ZERO	2122700	2013 >
S CLASS	275/40R19	101 Y REAR	P ZERO	2200700	2013 >
S CLASS	275/45R18	103 W REAR	CINTURATO P7	2127300	2013 >
S CLASS	275/45R18	103 Y REAR	P ZERO ROSSO	1571700	2005 - 2013
S CLASS	285/40R19	(107 Y) REAR	P ZERO	2306700	2013 >
SL	255/35R19	(96 Y) FRONT	P ZERO	2390100	2012 >
SL	255/35R19	96 Y FRONT	P ZERO	1773800	2001 - 2011
SL	255/35R19	96 Y FRONT	P ZERO	1773800	2002 - 2006
SL	255/35R19	96 Y FRONT	P ZERO	1997500	2012 >
SL	255/40R18	95 Y FRONT	P ZERO	2051500	2012 >
SL	255/40R18	99 H FRONT	P ZERO NERO AS	1997800	2012 >

ORIGINAL EQUIPMENT - HOMOLOGATIONS

Model	Tire Size	LI / SR / Note	Line	IP Code	Model Year Range
MERCEDES (CONT.)					
SL	285/30R19	(98 Y) REAR	P ZERO	2390200	2012 >
SL	285/30R19	98 Y REAR	P ZERO	1997600	2001 - 2011
SL	285/30R19	98 Y REAR	P ZERO	1997600	2002 - 2006
SL	285/30R19	98 Y REAR	P ZERO	1997600	2012 >
SL	285/35R18	97 H REAR	P ZERO NERO AS	1997900	2012 >
SL	285/35R18	97 Y REAR	P ZERO	2051400	2012 >
SLK	205/55R16	91 W FRONT	CINTURATO P7	2041500	2011 >
SLK	225/40R18	92 Y FRONT	P ZERO	1679700	2004 - 2011
SLK	225/40R18	92 Y FRONT	P ZERO	1679700	2011 >
SLK	225/45R17	91 W FRONT	CINTURATO P7	2153800	2011 >
SLK	235/40R18	95 Y FRONT	P ZERO	1723000	2011 >
SLK	245/35R18	92 Y REAR	P ZERO	1654900	2004 - 2011
SLK	245/35R18	92 Y REAR	P ZERO	1654900	2011 >
SLK	245/40R17	91 W REAR	CINTURATO P7	2153700	2011 >
SLK	255/35R18	94 Y REAR	P ZERO	1800400	2011 >
MERCEDES WINTER					
A CLASS	205/55R17	91 H ALL AROUND	WINTER SOTTOZERO 3	2719800	2018 >
A CLASS	205/60R16	92 H ALL AROUND	WINTER SOTTOZERO 3	2719700	2018 >
A CLASS	215/45R18	93 V ALL AROUND	W240 SOTTOZERO SERIE II	2285200	2018 >
A CLASS	225/40R19	93 H ALL AROUND	WINTER SOTTOZERO 3	2984800	2018 >
A CLASS	225/45R18	91 H ALL AROUND	WINTER SOTTOZERO 3	2719600	2018 >
B CLASS	205/50R17	93 H ALL AROUND	W210 SOTTOZERO SERIE II	1919800	2012 >
B CLASS	205/50R17	93 H ALL AROUND	W210 SOTTOZERO SERIE II	1957200	2012 >
B CLASS	205/55R16	91 H ALL AROUND	WINTER SOTTOZERO 3	2662000	2012 >
B CLASS	205/55R17	91 H ALL AROUND	WINTER SOTTOZERO 3	2719800	2018 >
B CLASS	205/60R16	92 H ALL AROUND	WINTER SOTTOZERO 3	2719700	2018 >
B CLASS	225/40R19	93 H ALL AROUND	WINTER SOTTOZERO 3	2984800	2018 >
B CLASS	225/45R18	91 H ALL AROUND	WINTER SOTTOZERO 3	2719600	2018 >
C CLASS	225/45R17	91 H ALL AROUND	W210 SOTTOZERO SERIE II	2056900	2007 - 2012
C CLASS	225/45R18	95 H ALL AROUND	W210 SOTTOZERO SERIE II	2414000	2013 >
C CLASS	225/45R18	95 H ALL AROUND	WINTER SOTTOZERO 3	2463100	2013 >
C CLASS	225/45R18	95 H ALL AROUND	WINTER SOTTOZERO 3	2544800	2013 >
C CLASS	225/45R18	95 V FRONT	WINTER SOTTOZERO 3	2544900	2013 >
C CLASS	225/55R16	95 H ALL AROUND	WINTER SOTTOZERO 3	2463000	2013 >
C CLASS	235/40R18	95 V ALL AROUND	WINTER SOTTOZERO 3	2398000	2008 - 2013
C CLASS	245/40R18	97 V FRONT	W240 SOTTOZERO SERIE II	2592200	2014 >
C CLASS	245/40R18	97 V REAR	WINTER SOTTOZERO 3	2444800	2013 >
C CLASS	255/35R19	96 V FRONT	W240 SOTTOZERO SERIE II	1863100	2008 - 2013
C CLASS	255/35R19	96 V FRONT	W240 SOTTOZERO SERIE II	1863100	2014 >
C CLASS	255/40R18	99 V FRONT	W240 SOTTOZERO SERIE II	1865500	2014 >
C CLASS	265/40R18	101 V REAR	W240 SOTTOZERO SERIE II	2592100	2014 >
C CLASS	285/30R19	98 V REAR	W240 SOTTOZERO SERIE II	3285400	2014 >
C CLASS	285/35R18	101 V REAR	W240 SOTTOZERO SERIE II	2659100	2014 >
C CLASS COUPE	225/45R18	95 H ALL AROUND	W210 SOTTOZERO SERIE II	2414000	2015 >
C CLASS COUPE	225/45R18	95 H ALL AROUND	WINTER SOTTOZERO 3	2463100	2015 >
C CLASS COUPE	225/45R18	95 H ALL AROUND	WINTER SOTTOZERO 3	2544800	2015 >
C CLASS COUPE	225/45R18	95 V FRONT	WINTER SOTTOZERO 3	2544900	2015 >
C CLASS COUPE	225/55R16	95 H ALL AROUND	WINTER SOTTOZERO 3	2463000	2015 >
C CLASS COUPE	245/40R18	97 V FRONT	W240 SOTTOZERO SERIE II	2592200	2015 >
C CLASS COUPE	245/40R18	97 V REAR	WINTER SOTTOZERO 3	2444800	2015 >
C CLASS COUPE	255/35R19	96 V FRONT	W240 SOTTOZERO SERIE II	1863100	2015 >
C CLASS COUPE	255/40R18	99 V FRONT	W240 SOTTOZERO SERIE II	1865500	2015 >
C CLASS COUPE	265/40R18	101 V REAR	W240 SOTTOZERO SERIE II	2592100	2015 >
C CLASS COUPE	285/30R19	98 V REAR	W240 SOTTOZERO SERIE II	3285400	2015 >
C CLASS COUPE	285/35R18	101 V REAR	W240 SOTTOZERO SERIE II	2659100	2015 >
CL	255/40R19	100 V ALL AROUND	W240 SOTTOZERO	1707600	2006 - 2015
CLA	205/50R17	93 H ALL AROUND	W210 SOTTOZERO SERIE II	1919800	2013 >
CLA	205/50R17	93 H ALL AROUND	W210 SOTTOZERO SERIE II	1957200	2013 >
CLA	205/55R16	91 H ALL AROUND	WINTER SOTTOZERO 3	2662000	2013 >
CLA	205/55R17	91 H ALL AROUND	WINTER SOTTOZERO 3	2719800	2019 >
CLA	205/60R16	92 H ALL AROUND	WINTER SOTTOZERO 3	2719700	2019 >
CLA	215/45R18	93 V ALL AROUND	W240 SOTTOZERO SERIE II	2285200	2012 >
CLA	225/40R19	93 H ALL AROUND	WINTER SOTTOZERO 3	2984800	2019 >
CLA	225/45R18	91 H ALL AROUND	WINTER SOTTOZERO 3	2719600	2019 >
CLA	235/40R18	95 V ALL AROUND	WINTER SOTTOZERO 3	2398000	2012 >
CLS	205/65R16	95 H ALL AROUND	WINTER SOTTOZERO 3	2485200	2018 >
CLS	225/55R17	97 H ALL AROUND	WINTER SOTTOZERO 3	2479800	2018 >
CLS	225/55R17	97 H ALL AROUND	WINTER SOTTOZERO 3	2479900	2018 >
CLS	245/40R19	98 V FRONT	WINTER SOTTOZERO 3	2485300	2018 >
CLS	245/45R18	100 V ALL AROUND	WINTER SOTTOZERO 3	2479600	2018 >
CLS	245/45R18	100 V ALL AROUND / FRONT	WINTER SOTTOZERO 3	2479700	2018 >
CLS	255/35R19	96 V FRONT	W240 SOTTOZERO SERIE II	1863100	2010 - 2018
CLS	275/35R19	100 V REAR	WINTER SOTTOZERO 3	2896300	2018 >
CLS	275/40R18	103 V REAR	WINTER SOTTOZERO 3	2713600	2018 >
E CLASS	205/60R16	92 H ALL AROUND	W210 SOTTOZERO SERIE II	2072900	2002 - 2009

ORIGINAL EQUIPMENT - HOMOLOGATIONS

Model	Tire Size	LI / SR / Note	Line	IP Code	Model Year Range
MERCEDES WINTER (CONT.)					
E CLASS	205/65R16	95 H ALL AROUND	WINTER SOTTOZERO 3	2485200	2016 >
E CLASS	225/55R16	95 H ALL AROUND	W210 SOTTOZERO SERIE II	2073000	2002 - 2009
E CLASS	225/55R17	97 H ALL AROUND	WINTER SOTTOZERO 3	2479800	2016 >
E CLASS	225/55R17	97 H ALL AROUND	WINTER SOTTOZERO 3	2479900	2016 >
E CLASS	245/40R18	97 H ALL AROUND	W210 SOTTOZERO SERIE II	1817600	2009 - 2017
E CLASS	245/40R19	98 V FRONT	WINTER SOTTOZERO 3	2485300	2016 >
E CLASS	245/45R17	99 H ALL AROUND	W210 SOTTOZERO SERIE II	1817400	2009 - 2017
E CLASS	245/45R18	100 V ALL AROUND	WINTER SOTTOZERO 3	2479600	2016 >
E CLASS	245/45R18	100 V ALL AROUND / FRONT	WINTER SOTTOZERO 3	2479700	2016 >
E CLASS	255/35R19	96 V FRONT	W240 SOTTOZERO SERIE II	1863100	2009 - 2017
E CLASS	255/40R18	99 V ALL AROUND	W240 SOTTOZERO SERIE II	1865500	2009 - 2017
E CLASS	275/35R19	100 V REAR	WINTER SOTTOZERO 3	2896300	2016 >
E CLASS	275/40R18	103 V REAR	WINTER SOTTOZERO 3	2713600	2016 >
E CLASS COUPE	205/65R16	95 H ALL AROUND	WINTER SOTTOZERO 3	2485200	2017 >
E CLASS COUPE	225/55R17	97 H ALL AROUND	WINTER SOTTOZERO 3	2479800	2017 >
E CLASS COUPE	225/55R17	97 H ALL AROUND	WINTER SOTTOZERO 3	2479900	2017 >
E CLASS COUPE	235/45R17	94 H ALL AROUND	W210 SOTTOZERO	1827400	2009 - 2017
E CLASS COUPE	245/40R19	98 V FRONT	WINTER SOTTOZERO 3	2485300	2017 >
E CLASS COUPE	245/45R18	100 V ALL AROUND	WINTER SOTTOZERO 3	2479600	2017 >
E CLASS COUPE	245/45R18	100 V ALL AROUND / FRONT	WINTER SOTTOZERO 3	2479700	2017 >
E CLASS COUPE	275/35R19	100 V REAR	WINTER SOTTOZERO 3	2896300	2017 >
E CLASS COUPE	275/40R18	103 V REAR	WINTER SOTTOZERO 3	2713600	2017 >
EQC	235/55R19	101 H FRONT	SCORPION WINTER	2913600	2018 >
EQC	255/50R19	103 H REAR	SCORPION WINTER	2913500	2018 >
G WAGEN	265/55R19	109 H ALL AROUND	SCORPION WINTER	2710900	2018 >
G WAGEN	275/50R20	113 V ALL AROUND	SCORPION WINTER	2710700	2018 >
G WAGEN	325/55R22	116 H ALL AROUND	SCORPION WINTER	2683800	2007 >
GL CLASS	265/55R19	109 V ALL AROUND	SCORPION WINTER	2357900	2012 >
GL CLASS	275/45R20	110 V ALL AROUND	SCORPION WINTER	2285300	2007 - 2012
GLA CLASS	215/55R18	99 V ALL AROUND	WINTER SOTTOZERO 3	2428000	2014 >
GLA CLASS	235/45R19	99 V ALL AROUND	WINTER SOTTOZERO 3	2428100	2014 >
GLA CLASS	235/50R18	101 V ALL AROUND	SCORPION WINTER	2492800	2014 >
GLC	235/55R19	101 H ALL AROUND	SCORPION WINTER	2489600	2015 >
GLC	235/60R18	103 H ALL AROUND	SCORPION WINTER	2490000	2015 >
GLC	235/65R17	104 H ALL AROUND	SCORPION WINTER	2631700	2015 >
GLC	265/40R21	105 V FRONT	SCORPION WINTER	3148100	2015 >
GLC	295/35R21	107 V REAR	SCORPION WINTER	3148000	2015 >
GLC COUPE	235/55R19	101 H ALL AROUND	SCORPION WINTER	2489600	2016 >
GLC COUPE	235/60R18	103 H ALL AROUND	SCORPION WINTER	2490000	2016 >
GLC COUPE	235/65R17	104 H ALL AROUND	SCORPION WINTER	2631700	2016 >
GLC COUPE	265/40R21	105 V FRONT	SCORPION WINTER	3148100	2016 >
GLC COUPE	295/35R21	107 V REAR	SCORPION WINTER	3148000	2016 >
GLE	235/60R18	103 H ALL AROUND	SCORPION WINTER	2730200	2018 >
GLE	265/45R20	108 V ALL AROUND	SCORPION WINTER	2179900	2018 >
GLE	275/45R21	107 V FRONT	SCORPION WINTER	2710800	2018 >
GLE	275/50R20	113 V ALL AROUND	SCORPION WINTER	2710700	2018 >
GLE	285/45R22	114 V ALL AROUND	SCORPION WINTER	2354400	2018 >
GLE	285/45R22	114 V ALL AROUND	SCORPION WINTER	2711100	2018 >
GLE	295/35R21	107 V ALL AROUND	SCORPION WINTER	2775600	2015 >
GLE	315/40R21	111 V REAR	SCORPION WINTER	3115300	2018 >
GLE	255/50R19	107 V ALL AROUND	SCORPION WINTER	2711000	2018 >
GLE	275/55R19	111 H ALL AROUND	SCORPION WINTER	3080000	2018 >
GLE coupé	265/55R19	109 V ALL AROUND	SCORPION WINTER	2357900	2015 >
GLE coupé	275/45R21	107 V FRONT	SCORPION WINTER	2710800	2015 >
GLE coupé	275/45R21	110 V FRONT	SCORPION WINTER	2662100	2015 >
GLE coupé	275/50R20	109 V ALL AROUND	SCORPION WINTER	2792500	2015 >
GLE coupé	315/40R21	111 V REAR	SCORPION WINTER	2710600	2015 >
GLE coupé	315/40R21	115 V REAR	SCORPION WINTER	2649100	2015 >
GLK	235/50R19	99 H ALL AROUND	W210 SOTTOZERO SERIE II	1928500	2008 - 2015
GLK	235/60R17	102 H ALL AROUND	SCORPION ICE & SNOW	1767500	2008 - 2015
GT	255/35R19	96 V FRONT	W240 SOTTOZERO SERIE II	1863100	2014 >
GT	265/35R19	98 W FRONT	W270 SOTTOZERO SERIE II	1814700	2014 >
GT	275/35R19	100 W FRONT	W270 SOTTOZERO SERIE II	2815000	2014 >
GT	295/30R20	101 W REAR	W270 SOTTOZERO SERIE II	2116000	2014 >
GT	295/35R19	104 V REAR	W240 SOTTOZERO SERIE II	2647900	2014 >
GT	305/30R20	106 W REAR	W270 SOTTOZERO SERIE II	2814800	2014 >
GT	325/30R20	106 W REAR	W270 SOTTOZERO SERIE II	2814900	2014 >
ML CLASS	235/65R17	104 H ALL AROUND	SCORPION WINTER	2631700	2011 >
ML CLASS	255/50R19	107 H ALL AROUND	SCORPION ICE & SNOW	1622000	2005 - 2011
ML CLASS	265/45R20	108 V ALL AROUND	SCORPION WINTER	2179900	2011 >
R CLASS	255/50R19	107 H ALL AROUND	SCORPION ICE & SNOW	1622000	2005 - 2014
S CLASS	235/55R17	99 V ALL AROUND	W240 SOTTOZERO	1571400	2005 - 2013
S CLASS	245/40R20	99 V ALL AROUND	W240 SOTTOZERO SERIE II	1877800	2013 >
S CLASS	245/45R19	102 V ALL AROUND	WINTER SOTTOZERO 3	2463400	2013 >
S CLASS	245/45R19	102 V ALL AROUND	WINTER SOTTOZERO 3	2678200	2013 >

ORIGINAL EQUIPMENT - HOMOLOGATIONS

Model	Tire Size	LI / SR / Note	Line	IP Code	Model Year Range
MERCEDES WINTER (CONT.)					
S CLASS	245/50R18	104 V ALL AROUND	WINTER SOTTOZERO 3	2463500	2013 >
S CLASS	245/55R17	102 V ALL AROUND	W240 SOTTOZERO SERIE II	2157300	2013 >
S CLASS	255/40R19	100 V ALL AROUND	W240 SOTTOZERO	1707600	2005 - 2013
S CLASS	255/40R19	100 V FRONT	W240 SOTTOZERO	1707600	2006 - 2013
S CLASS	255/40R20	101 V FRONT	WINTER SOTTOZERO 3	2370800	2013 >
S CLASS	255/45R18	99 V ALL AROUND	W240 SOTTOZERO	1901100	2005 - 2013
S CLASS	255/45R19	104 V ALL AROUND	WINTER SOTTOZERO 3	2424400	2013 >
S CLASS	275/40R19	105 V REAR	W240 SOTTOZERO SERIE II	1863200	2006 - 2013
S CLASS	285/35R20	104 V REAR	WINTER SOTTOZERO 3	2310900	2013 >
SL	245/45R17	99 H ALL AROUND	W210 SOTTOZERO SERIE II	1817400	2012 >
SL	255/35R19	96 V ALL AROUND / FRONT	W240 SOTTOZERO SERIE II	1863100	2002 - 2006
SL	255/35R19	96 V ALL AROUND / FRONT	W240 SOTTOZERO SERIE II	1863100	2012 >
SL	255/40R18	99 V ALL AROUND	W240 SOTTOZERO SERIE II	1865500	2012 >
SLK	225/45R17	91 H ALL AROUND	W210 SOTTOZERO SERIE II	2056900	2011 >
SLK	235/40R18	95 V FRONT	WINTER SOTTOZERO 3	2398000	2011 >
SLK	255/35R18	94 V REAR	WINTER SOTTOZERO 3	2397900	2011 >
SLS	265/35R19	98 W FRONT	W270 SOTTOZERO SERIE II	1814700	2010 >
SLS	295/30R20	101 W REAR	W270 SOTTOZERO SERIE II	1821700	2010 >
SLS	295/30R20	101 W REAR	W270 SOTTOZERO SERIE II	2116000	2010 >
MINI					
CLUBMAN	205/55R16	91 V ALL AROUND	CINTURATO P7	2440100	2015 >
CLUBMAN	205/55R16	91 V ALL AROUND	CINTURATO P7 ALLSEASON	2041200	2015 >
CLUBMAN	225/35R19	88 Y ALL AROUND	P-ZERO	2596100	2015 >
CLUBMAN	225/40R18	92 Y ALL AROUND	CINTURATO P7	2462500	2015 >
CLUBMAN	225/45R17	91 V ALL AROUND	CINTURATO P7 ALLSEASON	2462400	2015 >
CLUBMAN	225/45R17	91 W ALL AROUND	CINTURATO P7	2467200	2015 >
COUNTRYMAN	205/55R17	91 H ALL AROUND	CINTURATO P7 ALLSEASON	1999200	2010 - 2016
COUNTRYMAN	205/55R17	91 V ALL AROUND	CINTURATO P7	2001800	2010 - 2016
COUNTRYMAN	205/55R17	91 V ALL AROUND	CINTURATO P7	2050400	2010 - 2016
COUNTRYMAN	225/40R19	89 W ALL AROUND	P ZERO	2331700	2010 - 2016
COUNTRYMAN	225/45R18	91 V ALL AROUND	CINTURATO P7	1873000	2010 - 2016
COUNTRYMAN	225/45R18	91 V ALL AROUND	CINTURATO P7 ALLSEASON	2048900	2010 - 2016
COUNTRYMAN	225/45R18	91 W ALL AROUND	P ZERO	2193000	2010 - 2016
COUNTRYMAN	225/45R19	96 Y ALL AROUND	P-ZERO	2700000	2016 >
COUNTRYMAN	225/50R18	95 V ALL AROUND	CINTURATO P7 ALLSEASON	2461000	2016 >
COUNTRYMAN	225/50R18	95 V ALL AROUND	CINTURATO P7 ALLSEASON	2461500	2016 >
COUNTRYMAN	225/50R18	95 W ALL AROUND	CINTURATO P7	2467100	2016 >
COUNTRYMAN	225/50R18	99 W ALL AROUND	P-ZERO	2625800	2016 >
COUNTRYMAN	225/55R17	97 W ALL AROUND	CINTURATO P7	2467000	2016 >
MINI	195/55R16	87 V ALL AROUND	CINTURATO P7 ALLSEASON	2217200	2013 >
MINI	195/55R16	87 W ALL AROUND	CINTURATO P1	2246000	2013 >
MINI	205/40R18	86 W ALL AROUND	CINTURATO P7	2245900	2013 >
MINI	205/45R17	88 V ALL AROUND	CINTURATO P7 ALLSEASON	2246100	2013 >
MINI	205/45R17	88 W ALL AROUND	CINTURATO P7	2245800	2013 >
MINI	205/45R17	88 Y ALL AROUND	P ZERO	2427300	2013 >
PACEMAN	205/55R17	91 H ALL AROUND	CINTURATO P7 ALLSEASON	1999200	2010 - 2016
PACEMAN	205/55R17	91 V ALL AROUND	CINTURATO P7	2001800	2010 - 2016
PACEMAN	205/55R17	91 V ALL AROUND	CINTURATO P7	2050400	2010 - 2016
PACEMAN	225/40R19	89 W ALL AROUND	P ZERO	2331700	2010 - 2016
PACEMAN	225/45R18	91 V ALL AROUND	CINTURATO P7	1873000	2010 - 2016
PACEMAN	225/45R18	91 V ALL AROUND	CINTURATO P7 ALLSEASON	2048900	2010 - 2016
PACEMAN	225/45R18	91 W ALL AROUND	P ZERO	2193000	2010 - 2016
MINI WINTER					
CLUBMAN	195/55R17	92 H ALL AROUND	W.SNOWCONTROL S.3	2462200	2015 >
CLUBMAN	195/60R16	89 H ALL AROUND	W.SNOWCONTROL S.3	2462300	2015 >
CLUBMAN	205/55R16	91 H ALL AROUND	WINTER SOTTOZERO 3	2461900	2015 >
CLUBMAN	225/40R18	92 V ALL AROUND	W240 SOTTOZERO SERIE II	2135900	2015 >
CLUBMAN	225/40R18	92 V ALL AROUND	WINTER SOTTOZERO 3	2462000	2015 >
CLUBMAN	225/45R17	91 H ALL AROUND	WINTER SOTTOZERO 3	2462100	2015 >
COUNTRYMAN	205/55R17	91 H ALL AROUND	W210 SOTTOZERO SERIE II	2160000	2010 - 2016
COUNTRYMAN	205/55R17	91 H ALL AROUND	W210 SOTTOZERO SERIE II	2281800	2010 - 2016
COUNTRYMAN	225/55R17	97 H ALL AROUND	WINTER SOTTOZERO 3	2461200	2016 >
MINI	175/65R15	84 H ALL AROUND	W.SNOWCONTROL S.3	3110700	2013 >
MINI	195/55R16	87 H ALL AROUND	W.SNOWCONTROL S.3	2301000	2013 >
PACEMAN	205/55R17	91 H ALL AROUND	W210 SOTTOZERO SERIE II	2160000	2010 - 2016
PACEMAN	205/55R17	91 H ALL AROUND	W210 SOTTOZERO SERIE II	2281800	2010 - 2016
PAGANI					
HUAYRA	255/30R20	(92 Y) FRONT	P-ZERO CORSA	2813500	2016 >
HUAYRA	255/30R20	(92 Y) FRONT	P-ZERO CORSA	2813500	2017 >
HUAYRA	255/35R19	(96 Y) FRONT	P ZERO	1997200	2011 >
HUAYRA	335/30R20	(104 Y) REAR	P ZERO	1800300	2011 >
HUAYRA	335/30R20	(104 Y) REAR	P ZERO CORSA ASIMMETRICO 2	1949300	2011 >
HUAYRA	355/25R21	(107 Y) REAR	P-ZERO CORSA	2813600	2016 >
HUAYRA	355/25R21	(107 Y) REAR	P-ZERO CORSA	2813600	2017 >
ZONDA CINQUE	255/35R19	(96 Y) FRONT	P ZERO	1997200	2009 >

ORIGINAL EQUIPMENT - HOMOLOGATIONS

Model	Tire Size	LI / SR / Note	Line	IP Code	Model Year Range
PAGANI (CONT.)					
ZONDA CINQUE	335/30R20	(104 Y) REAR	P ZERO	1800300	2009 >
ZONDA CINQUE	335/30R20	(104 Y) REAR	P ZERO CORSA ASIMMETRICO 2	1949300	2009 >
ZONDA CINQUE ROADSTER	255/35R19	(96 Y) FRONT	P ZERO	1997200	2010 >
ZONDA CINQUE ROADSTER	335/30R20	(104 Y) REAR	P ZERO	1800300	2010 >
ZONDA CINQUE ROADSTER	335/30R20	(104 Y) REAR	P ZERO CORSA ASIMMETRICO 2	1949300	2010 >
ZONDA R	255/35R19	(96 Y) FRONT	P ZERO	1997200	2009 >
ZONDA R	335/30R20	(104 Y) REAR	P ZERO	1800300	2009 >
ZONDA R	335/30R20	(104 Y) REAR	P ZERO CORSA ASIMMETRICO 2	1949300	2009 >
ZONDA TRICOLORE	255/35R19	(96 Y) FRONT	P ZERO	1997200	2010 >
ZONDA TRICOLORE	335/30R20	(104 Y) REAR	P ZERO	1800300	2010 >
ZONDA TRICOLORE	335/30R20	(104 Y) REAR	P ZERO CORSA ASIMMETRICO 2	1949300	2010 >
PORSCHE					
911	205/50R17	89 Y FRONT	P ZERO ROSSO	2540300	1989 - 1994
911	205/50R17	89 Y FRONT	P ZERO ROSSO	2540300	1993 - 1998
911	205/50R17	89 Y FRONT	P ZERO ROSSO	2540300	1998 - 2005
911	205/55R16	(91 Y) FRONT	P ZERO ROSSO	2701600	1993 - 1998
911	225/40R18	(88 Y) FRONT	P ZERO ROSSO	2540400	1989 - 1994
911	225/40R18	(88 Y) FRONT	P ZERO ROSSO	2540400	1993 - 1998
911	225/40R18	(88 Y) FRONT	P ZERO ROSSO	2540400	1998 - 2005
911	235/35R19	(87 Y) FRONT	P ZERO	1737700	2005 - 2008
911	235/35R19	(87 Y) FRONT	P ZERO	1737700	2006 - 2009
911	235/35R19	(87 Y) FRONT	P ZERO	1737700	2009 - 2011
911	235/35R19	(87 Y) FRONT	P ZERO	1737700	2010 - 2012
911	235/40R18	(91 Y) FRONT	P ZERO ROSSO	2540900	2000
911	235/40R18	(91 Y) FRONT	P ZERO ROSSO	2540900	2001
911	235/40R19	(92 Y) FRONT	P-ZERO	2741300	2018 >
911	245/35R20	(91 Y) FRONT	P ZERO	1929000	2012 >
911	245/35R20	(91 Y) FRONT	P ZERO	1929000	2014 >
911	245/35R20	(91 Y) FRONT	P ZERO	2617400	2015 >
911	245/35R20	(91 Y) FRONT	P ZERO	2617400	2017 >
911	245/35R20	(91 Y) FRONT	P-ZERO	2741100	2018 >
911	245/35R20	(91 Y) FRONT	P-ZERO CORSA	2650200	2015 >
911	245/45R16	(94 Y) REAR	P ZERO ROSSO	2701400	1993 - 1998
911	255/40R17	(94 Y) REAR	P ZERO ROSSO	2540500	1989 - 1994
911	255/40R17	(94 Y) REAR	P ZERO ROSSO	2540500	1993 - 1998
911	255/40R17	(94 Y) REAR	P ZERO ROSSO	2540500	1998 - 2005
911	265/35R18	(93 Y) REAR	P ZERO ROSSO	2540600	1989 - 1994
911	265/35R18	(93 Y) REAR	P ZERO ROSSO	2540600	1993 - 1998
911	265/35R18	(93 Y) REAR	P ZERO ROSSO	2540600	1998 - 2005
911	285/30R18	(93 Y) REAR	P ZERO ROSSO	2540700	1993 - 1998
911	285/30R18	(93 Y) REAR	P ZERO ROSSO	2540700	1998 - 2005
911	295/30R18	(98 Y) REAR	P ZERO ROSSO	2541000	1998 - 2005
911	295/30R18	(98 Y) REAR	P ZERO ROSSO	2541000	2000
911	295/30R19	(100 Y) REAR	P ZERO	1737800	2005 - 2008
911	295/30R19	(100 Y) REAR	P ZERO	1737800	2009 - 2011
911	295/30R20	(101 Y) REAR	P ZERO	2067700	2012 >
911	305/30R19	(102 Y) REAR	P ZERO	1737900	2005 - 2008
911	305/30R19	(102 Y) REAR	P ZERO	1737900	2006 - 2009
911	305/30R19	(102 Y) REAR	P ZERO	1737900	2009 - 2011
911	305/30R19	(102 Y) REAR	P ZERO	1737900	2010 - 2012
911	305/30R20	(103 Y) REAR	P ZERO	2059500	2012 >
911	305/30R20	(103 Y) REAR	P ZERO	2059500	2014 >
911	305/30R20	(103 Y) REAR	P ZERO	2617500	2015 >
911	305/30R20	(103 Y) REAR	P ZERO	2617500	2017 >
911	305/30R20	(103 Y) REAR	P-ZERO CORSA	2650100	2015 >
911	305/30R21	(100 Y) REAR	P-ZERO	2741000	2018 >
911	315/30R18	(98 Y) REAR	P ZERO ROSSO	2541100	2001
968	235/40R18	(91 Y) FRONT	P ZERO ROSSO	2540900	1992 - 1994
968	265/35R18	(93 Y) REAR	P ZERO ROSSO	2540600	1992 - 1994
718 BOXSTER	235/35R20	(88 Y) FRONT	P-ZERO	3609600	2016 >
718 BOXSTER	235/40R19	(92 Y) FRONT	P-ZERO	2501900	2016 >
718 BOXSTER	235/45R18	94 Y FRONT	P-ZERO	3609300	2016 >
718 BOXSTER	265/35R20	(95 Y) REAR	P-ZERO	3609700	2016 >
718 BOXSTER	265/40R19	(98 Y) REAR	P-ZERO	3609500	2016 >
718 BOXSTER	265/45R18	101 Y REAR	P-ZERO	3609400	2016 >
718 CAYMAN	235/35R20	(88 Y) FRONT	P-ZERO	3609600	2016 >
718 CAYMAN	235/40R19	(92 Y) FRONT	P-ZERO	2501900	2016 >
718 CAYMAN	235/45R18	94 Y FRONT	P-ZERO	3609300	2016 >
718 CAYMAN	265/35R20	(95 Y) REAR	P-ZERO	3609700	2016 >
718 CAYMAN	265/40R19	(98 Y) REAR	P-ZERO	3609500	2016 >
718 CAYMAN	265/45R18	101 Y REAR	P-ZERO	3609400	2016 >

ORIGINAL EQUIPMENT - HOMOLOGATIONS

Model	Tire Size	LI / SR / Note	Line	IP Code	Model Year Range
PORSCHE (CONT.)					
914 / 924 / 928 / 944 / 911 / 912	185/70R15	89 W FRONT	P6000	2134800	1964 - 1995
914 / 924 / 928 / 944 / 911 / 912	195/65R15	91 W FRONT	P6000	2201400	1964 - 1995
914 / 924 / 928 / 944 / 911 / 912	215/60R15	94 W REAR	P6000	2201500	1964 - 1995
914 / 924 / 928 / 944 / 911 / 912 / 964	205/55R16	(91 Y) ALL AROUND / FRONT	P ZERO ROSSO	2701600	1964 - 1995
BOXSTER	205/50R17	89 Y FRONT	P ZERO ROSSO	2540300	1998 - 2005
BOXSTER	225/40R18	(88 Y) FRONT	P ZERO ROSSO	2540400	1998 - 2005
BOXSTER	235/35R19	(87 Y) FRONT	P ZERO	1737700	2005 - 2012
BOXSTER	255/40R17	(94 Y) REAR	P ZERO ROSSO	2540500	1998 - 2005
BOXSTER	265/35R18	(93 Y) REAR	P ZERO ROSSO	2540600	1998 - 2005
BOXSTER	265/35R19	(94 Y) REAR	P ZERO	1787200	2005 - 2012
CAYENNE	255/55R18	109 V ALL AROUND	SCORPION ZERO	1417600	2003 - 2010
CAYENNE	255/55R18	109 Y ALL AROUND	P ZERO ROSSO	1363000	2003 - 2010
CAYENNE	255/55R19	111 V FRONT	SCORPION VERDE ALLSEASON	2603900	2018 >
CAYENNE	265/50R19	110 V ALL AROUND	SCORPION VERDE ALLSEASON	1805000	2010 - 2017
CAYENNE	265/50R19	110 Y ALL AROUND	P ZERO	1804000	2010 - 2017
CAYENNE	275/40R20	106 Y ALL AROUND	P ZERO ROSSO	1688500	2003 - 2010
CAYENNE	275/45R19	108 Y ALL AROUND	P ZERO ROSSO	1688600	2003 - 2010
CAYENNE	275/45R20	(110 Y) FRONT	P ZERO	2634100	2018 >
CAYENNE	275/45R20	110 V ALL AROUND	SCORPION VERDE ALLSEASON	1806100	2010 - 2017
CAYENNE	275/45R20	110 V FRONT	SCORPION VERDE ALLSEASON	2287500	2018 >
CAYENNE	275/50R19	112 V REAR	SCORPION VERDE ALLSEASON	2604000	2018 >
CAYENNE	285/35R22	(106 Y) FRONT	P ZERO	2671200	2018 >
CAYENNE	285/40R21	(109 Y) FRONT	P ZERO	2634300	2018 >
CAYENNE	285/40R21	(109 Y) FRONT	P-ZERO CORSA	3267400	2018 >
CAYENNE	285/40R21	109 V FRONT	SCORPION VERDE ALLSEASON	2603600	2018 >
CAYENNE	295/35R21	107 Y ALL AROUND	P ZERO	2049400	2008 - 2010
CAYENNE	295/35R21	107 Y ALL AROUND	P ZERO	2049400	2010 - 2015
CAYENNE	305/40R20	(112 Y) REAR	P ZERO	2634200	2018 >
CAYENNE	305/40R20	112 V REAR	SCORPION VERDE ALLSEASON	2603800	2018 >
CAYENNE	315/30R22	(107 Y) REAR	P ZERO	2671300	2018 >
CAYENNE	315/35R21	(111 Y) REAR	P ZERO	2634400	2018 >
CAYENNE	315/35R21	(111 Y) REAR	P-ZERO CORSA	3267300	2018 >
CAYENNE	315/35R21	111 V REAR	SCORPION VERDE ALLSEASON	2603700	2018 >
CAYMAN	235/35R19	(87 Y) FRONT	P ZERO	1737700	2006 - 2013
CAYMAN	265/35R19	(94 Y) REAR	P ZERO	1787200	2006 - 2013
MACAN	235/55R19	101 V FRONT	SCORPION VERDE ALLSEASON	2205000	2018 >
MACAN	235/55R19	101 Y FRONT	P ZERO	2774800	2018 >
MACAN	235/55R19	101 Y FRONT	SCORPION VERDE	2205400	2013 >
MACAN	235/60R18	103 V FRONT	SCORPION VERDE ALLSEASON	2205200	2018 >
MACAN	235/60R18	103 W FRONT	SCORPION VERDE	2494300	2013 >
MACAN	255/50R19	103 V REAR	SCORPION VERDE ALLSEASON	2204900	2018 >
MACAN	255/50R19	103 Y REAR	P ZERO	2774700	2018 >
MACAN	255/50R19	103 Y REAR	SCORPION VERDE	2205300	2013 >
MACAN	255/55R18	105 V REAR	SCORPION VERDE ALLSEASON	2205100	2018 >
MACAN	255/55R18	105 W REAR	SCORPION VERDE	2494200	2013 >
MACAN	265/40R21	101 Y FRONT	P ZERO	3471000	2018 >
MACAN	265/45R20	104 V FRONT	SCORPION VERDE ALLSEASON	2204800	2013 >
MACAN	265/45R20	104 Y FRONT	P ZERO	3473000	2018 >
MACAN	295/35R21	103 Y REAR	P ZERO	2205700	2018 >
MACAN	295/40R20	106 V REAR	SCORPION VERDE ALLSEASON	2204700	2013 >
MACAN	295/40R20	106 Y REAR	P ZERO	2205900	2018 >
PANAMERA	245/50R18	(100 Y) FRONT	P ZERO	2315700	2013 - 2016
PANAMERA	255/40R20	(101 Y) FRONT	P ZERO	2315300	2013 - 2016
PANAMERA	255/40R20	101 V FRONT	CINTURATO P7 ALLSEASON	2128400	2010 - 2016
PANAMERA	255/40R20	101 V FRONT	CINTURATO P7 ALLSEASON	2128400	2013 - 2016
PANAMERA	255/45R19	(100 Y) FRONT	P ZERO	2315500	2013 - 2016
PANAMERA	255/45R19	100 V FRONT	CINTURATO P7 ALLSEASON	2157100	2010 - 2016
PANAMERA	255/45R19	100 V FRONT	CINTURATO P7 ALLSEASON	2157100	2013 - 2016
PANAMERA	265/45R19	(105 Y) FRONT	P-ZERO	2746500	2016 >
PANAMERA	275/35R21	(103 Y) FRONT	P-ZERO	2920500	2016 >
PANAMERA	275/35R21	(103 Y) FRONT	P-ZERO	3065200	2016 >
PANAMERA	275/35R21	103 V FRONT	CINTURATO P7 ALLSEASON	3065000	2016 >
PANAMERA	275/40R20	(106 Y) FRONT	P-ZERO	2746300	2016 >
PANAMERA	275/40R20	106 V FRONT	CINTURATO P7 ALLSEASON	2500500	2016 >
PANAMERA	275/40R20	106 V FRONT	CINTURATO P7 ALLSEASON	2500700	2016 >
PANAMERA	275/45R18	(103 Y) REAR	P ZERO	2315600	2013 - 2016
PANAMERA	285/40R19	(103 Y) REAR	P ZERO	2315400	2013 - 2016
PANAMERA	285/40R19	103 V REAR	CINTURATO P7 ALLSEASON	2157200	2010 - 2016
PANAMERA	285/40R19	103 V REAR	CINTURATO P7 ALLSEASON	2157200	2013 - 2016
PANAMERA	295/35R20	(105 Y) REAR	P ZERO	2315200	2013 - 2016
PANAMERA	295/35R20	105 V REAR	CINTURATO P7 ALLSEASON	2128500	2010 - 2016
PANAMERA	295/35R20	105 V REAR	CINTURATO P7 ALLSEASON	2128500	2013 - 2016
PANAMERA	295/40R19	(108 Y) REAR	P-ZERO	2746600	2016 >
PANAMERA	315/30R21	(105 Y) REAR	P-ZERO	2920600	2016 >
PANAMERA	315/30R21	(105 Y) REAR	P-ZERO	3065100	2016 >

ORIGINAL EQUIPMENT - HOMOLOGATIONS

Model	Tire Size	LI / SR / Note	Line	IP Code	Model Year Range
PORSCHE (CONT.)					
PANAMERA	315/30R21	105 V REAR	CINTURATO P7 ALLSEASON	3064900	2016 >
PANAMERA	315/35R20	(110 Y) REAR	P-ZERO	2746400	2016 >
PANAMERA	315/35R20	110 V REAR	CINTURATO P7 ALLSEASON	2500400	2016 >
PANAMERA	315/35R20	110 V REAR	CINTURATO P7 ALLSEASON	2500600	2016 >
PANAMERA	325/30R21	(108 Y) REAR	P-ZERO	2923600	2016 >
PORSCHE WINTER					
911	235/35R19	87 V FRONT	W240 SOTTOZERO SERIE II	1821800	2005 - 2008
911	235/35R19	87 V FRONT	W240 SOTTOZERO SERIE II	1821800	2006 - 2009
911	235/35R19	87 V FRONT	W240 SOTTOZERO SERIE II	1821800	2007 - 2008
911	235/35R19	87 V FRONT	W240 SOTTOZERO SERIE II	1821800	2007 - 2012
911	235/35R19	87 V FRONT	W240 SOTTOZERO SERIE II	1821800	2009 - 2011
911	235/35R19	87 V FRONT	W240 SOTTOZERO SERIE II	1821800	2010 - 2012
911	235/40R18	91 V FRONT	W240 SOTTOZERO SERIE II	1821900	2005 - 2008
911	235/40R18	91 V FRONT	W240 SOTTOZERO SERIE II	1821900	2009 - 2011
911	235/40R18	91 V FRONT	W240 SOTTOZERO SERIE II	1850000	2005 - 2008
911	235/40R18	91 V FRONT	W240 SOTTOZERO SERIE II	1850000	2006 - 2009
911	235/40R18	91 V FRONT	W240 SOTTOZERO SERIE II	1850000	2009 - 2011
911	235/40R18	91 V FRONT	W240 SOTTOZERO SERIE II	1850000	2010 - 2012
911	235/40R19	92 V FRONT	W240 SOTTOZERO SERIE II	1864500	2012 >
911	235/40R19	92 V FRONT	W240 SOTTOZERO SERIE II	1864500	2015 >
911	245/35R20	91 V FRONT	W240 SOTTOZERO SERIE II	1864700	2012 >
911	245/35R20	91 V FRONT	W240 SOTTOZERO SERIE II	1864700	2014 >
911	245/35R20	91 V FRONT	W240 SOTTOZERO SERIE II	1864700	2015 >
911	265/40R18	97 V REAR	W240 SOTTOZERO SERIE II	1822100	2005 - 2008
911	265/40R18	97 V REAR	W240 SOTTOZERO SERIE II	1822100	2009 - 2011
911	285/35R19	99 V REAR	W240 SOTTOZERO SERIE II	1931600	2012 >
911	295/30R19	100 V REAR	W240 SOTTOZERO SERIE II	1822200	2005 - 2008
911	295/30R19	100 V REAR	W240 SOTTOZERO SERIE II	1822200	2006 - 2009
911	295/30R19	100 V REAR	W240 SOTTOZERO SERIE II	1822200	2007 - 2008
911	295/30R19	100 V REAR	W240 SOTTOZERO SERIE II	1822200	2007 - 2012
911	295/30R19	100 V REAR	W240 SOTTOZERO SERIE II	1822200	2009 - 2011
911	295/30R19	100 V REAR	W240 SOTTOZERO SERIE II	1822200	2010 - 2012
911	295/30R20	97 V REAR	W240 SOTTOZERO SERIE II	1864300	2012 >
911	295/30R20	97 V REAR	W240 SOTTOZERO SERIE II	1864300	2014 >
911	295/30R20	97 V REAR	W240 SOTTOZERO SERIE II	1864300	2015 >
911	295/35R18	99 V REAR	W240 SOTTOZERO SERIE II	1850200	2005 - 2008
911	295/35R18	99 V REAR	W240 SOTTOZERO SERIE II	1850200	2006 - 2009
911	295/35R18	99 V REAR	W240 SOTTOZERO SERIE II	1850200	2009 - 2011
911	295/35R18	99 V REAR	W240 SOTTOZERO SERIE II	1850200	2010 - 2012
911	295/35R19	100 V REAR	W240 SOTTOZERO SERIE II	1864400	2012 >
911	295/35R19	100 V REAR	W240 SOTTOZERO SERIE II	1864400	2015 >
718 BOXSTER	235/45R18	94 V FRONT	W240 SOTTOZERO SERIE II	1864600	2016 >
718 BOXSTER	265/45R18	101 V REAR	W240 SOTTOZERO SERIE II	1864800	2016 >
718 CAYMAN	235/45R18	94 V FRONT	W240 SOTTOZERO SERIE II	1864600	2016 >
718 CAYMAN	265/45R18	101 V REAR	W240 SOTTOZERO SERIE II	1864800	2016 >
911 / 928 / 944 / 964 / 968 / 986	205/50R17	93 V FRONT	WINTER SOTTOZERO 3	2853400	1964 - 2005
911 / 928 / 944 / 964 / 968 / 986	225/40R18	92 V FRONT	WINTER SOTTOZERO 3	2853700	1964 - 2005
911 / 928 / 944 / 964 / 968 / 986	225/45R17	94 V REAR 1	WINTER SOTTOZERO 3	2853500	1964 - 2005
911 / 928 / 944 / 964 / 968 / 986	255/40R17	98 V REAR 2	WINTER SOTTOZERO 3	2853600	1964 - 2005
911 / 928 / 944 / 964 / 968 / 986	265/35R18	97 V REAR	WINTER SOTTOZERO 3	2853800	1964 - 2005
914 / 924 / 928 / 944 / 911 / 912 / 964	205/55R16	94 V FRONT	W240 SOTTOZERO SERIE II	2027800	1964 - 1995
BOXSTER	205/55R16	94 V FRONT	W240 SOTTOZERO SERIE II	2027800	1998 - 2005
BOXSTER	205/55R17	91 V FRONT	W240 SOTTOZERO SERIE II	1822400	2005 - 2012
BOXSTER	235/40R18	91 V FRONT	W240 SOTTOZERO SERIE II	1821900	2005 - 2012
BOXSTER	235/45R18	94 V FRONT	W240 SOTTOZERO SERIE II	1864600	2012 - 2016
BOXSTER	235/50R17	96 V REAR	W240 SOTTOZERO SERIE II	1822500	2005 - 2012
BOXSTER	255/40R18	95 V REAR	W240 SOTTOZERO SERIE II	1822000	2005 - 2012
BOXSTER	265/45R18	101 V REAR	W240 SOTTOZERO SERIE II	1864800	2012 - 2016
CAYENNE	235/65R17	108 H ALL AROUND	SCORPION WINTER	2811500	2003 - 2010
CAYENNE	255/50R19	107 V ALL AROUND	SCORPION WINTER	2811600	2003 - 2010
CAYENNE	255/55R18	109 V ALL AROUND	SCORPION ICE & SNOW	1939000	2003 - 2010
CAYENNE	255/55R18	109 V ALL AROUND	SCORPION ICE & SNOW	1939000	2010 - 2017
CAYENNE	255/55R19	111 V FRONT	SCORPION WINTER	2603400	2018 >
CAYENNE	265/50R19	110 V ALL AROUND	SCORPION WINTER	2287400	2010 - 2017
CAYENNE	275/40R20	106 V ALL AROUND	SCORPION WINTER	2792400	2003 - 2010
CAYENNE	275/40R21	107 V FRONT	SCORPION WINTER	2774500	2018 >
CAYENNE	275/45R20	110 V ALL AROUND	SCORPION ICE & SNOW	1938900	2010 - 2017
CAYENNE	275/45R20	112 V FRONT	SCORPION WINTER	2855700	2018 >
CAYENNE	275/50R19	112 V REAR	SCORPION WINTER	2603500	2018 >
CAYENNE	305/35R21	109 V REAR	SCORPION WINTER	2774600	2018 >
CAYENNE	305/40R20	112 V REAR	SCORPION WINTER	2855800	2018 >
CAYMAN	205/55R17	91 V FRONT	W240 SOTTOZERO SERIE II	1822400	2006 - 2013
CAYMAN	235/40R18	91 V FRONT	W240 SOTTOZERO SERIE II	1821900	2006 - 2013
CAYMAN	235/45R18	94 V FRONT	W240 SOTTOZERO SERIE II	1864600	2013 - 2016
CAYMAN	235/50R17	96 V REAR	W240 SOTTOZERO SERIE II	1822500	2006 - 2013

ORIGINAL EQUIPMENT - HOMOLOGATIONS

Model	Tire Size	LI / SR / Note	Line	IP Code	Model Year Range
PORSCHE WINTER (CONT.)					
CAYMAN	255/40R18	95 V REAR	W240 SOTTOZERO SERIE II	1822000	2006 - 2013
CAYMAN	265/45R18	101 V REAR	W240 SOTTOZERO SERIE II	1864800	2013 - 2016
MACAN	235/55R19	101 V FRONT	SCORPION WINTER	2273400	2018 >
MACAN	235/60R18	103 V FRONT	SCORPION WINTER	2273100	2018 >
MACAN	255/50R19	103 V REAR	SCORPION WINTER	2274100	2018 >
MACAN	255/55R18	105 V REAR	SCORPION WINTER	2273800	2018 >
MACAN	265/45R20	104 V FRONT	SCORPION WINTER	2204000	2018 >
MACAN	295/40R20	106 V REAR	SCORPION WINTER	2203900	2018 >
PANAMERA	245/50R18	100 V FRONT	W240 SOTTOZERO SERIE II	1840900	2010 - 2016
PANAMERA	245/50R18	100 V FRONT	W240 SOTTOZERO SERIE II	1840900	2013 - 2016
PANAMERA	255/40R20	101 V FRONT	W240 SOTTOZERO SERIE II	1848900	2010 - 2016
PANAMERA	255/40R20	101 V FRONT	W240 SOTTOZERO SERIE II	2391200	2013 - 2016
PANAMERA	255/45R19	100 V FRONT	W240 SOTTOZERO SERIE II	2391000	2010 - 2016
PANAMERA	255/45R19	100 V FRONT	W240 SOTTOZERO SERIE II	2391000	2013 - 2016
PANAMERA	275/35R21	103 V FRONT	WINTER SOTTOZERO 3	2522700	2016 >
PANAMERA	275/45R18	103 V REAR	W240 SOTTOZERO SERIE II	1841000	2010 - 2016
PANAMERA	275/45R18	103 V REAR	W240 SOTTOZERO SERIE II	1841000	2013 - 2016
PANAMERA	285/35R20	104 V REAR	W240 SOTTOZERO SERIE II	1848800	2010 - 2016
PANAMERA	285/35R20	104 V REAR	W240 SOTTOZERO SERIE II	2391300	2013 - 2016
PANAMERA	285/40R19	103 V REAR	W240 SOTTOZERO SERIE II	2391100	2010 - 2016
PANAMERA	285/40R19	103 V REAR	W240 SOTTOZERO SERIE II	2391100	2013 - 2016
PANAMERA	315/30R21	105 V REAR	WINTER SOTTOZERO 3	2523000	2016 >
ROLLS ROYCE					
ROLLS ROYCE WINTER					
DAWN	255/45R20	105 V ALL AROUND	WINTER SOTTOZERO 3	2532800	2015 >
GHOST	255/45R20	105 V ALL AROUND	WINTER SOTTOZERO 3	2532800	2010 >
WRAITH	255/45R20	105 V ALL AROUND	WINTER SOTTOZERO 3	2532800	2013 >
TESLA					
MODEL X	265/35R22	102 W FRONT	SCORPION ZERO ASIMMETRICO	2754300	2015 >
MODEL X	285/35R22	106 W REAR	SCORPION ZERO ASIMMETRICO	2754400	2015 >
TESLA WINTER					
MODEL 3	235/40R19	96 V ALL AROUND	WINTER SOTTOZERO 3	3559100	2018 >
MODEL 3	235/45R18	98 V ALL AROUND	WINTER SOTTOZERO 3	3608800	2018 >
MODEL X	265/45R20	108 V ALL AROUND	SCORPION WINTER	2179900	2015 >
MODEL X	265/50R19	110 V ALL AROUND	SCORPION WINTER	2287400	2015 >
MODEL X	275/45R20	110 V ALL AROUND	SCORPION WINTER	2285300	2015 >
TOYOTA					
RAV4	235/55R17	99 H ALL AROUND	SCORPION STR	1395100	2005 - 2012
VOLKSWAGEN					
ARTEON	245/35R20	95 Y ALL AROUND	P-ZERO	2753100	2017 >
ATLAS	265/45R21	104 T ALL AROUND	SCORPION ZERO ALL SEASON	2924800	2017 >
ATLAS	265/45R21	104 W ALL AROUND	P-ZERO	2924700	2017 >
BEETLE	235/40R19	92 V ALL AROUND	CINTURATO P7	2506100	2010 >
GOLF	225/35R19	88 Y ALL AROUND	P ZERO	2615100	2012 >
GOLF	225/40R18	92 H ALL AROUND	CINTURATO P7 ALLSEASON	2345400	2012 >
GOLF	225/40R18	92 Y ALL AROUND	P ZERO	1679700	2007 - 2009
GOLF	225/45R17	91 H ALL AROUND	CINTURATO P7 ALLSEASON	2419600	2012 >
GOLF	235/35R19	91 Y ALL AROUND	P-ZERO	2615300	2012 >
JETTA	225/40R18	92 H ALL AROUND	CINTURATO P7 ALLSEASON	2345400	2013 >
PASSAT	235/35R19	(91 Y) ALL AROUND	P ZERO	1768200	2006 - 2010
PASSAT	235/40R19	92 V ALL AROUND	CINTURATO P7	2506100	2010 >
TIGUAN	215/65R17	99 H ALL AROUND	SCORPION VERDE ALLSEASON	2744200	2016 >
TIGUAN	235/45R20	100 V ALL AROUND	SCORPION VERDE	2632300	2016 >
TIGUAN	235/50R19	99 H ALL AROUND	SCORPION VERDE ALLSEASON	2744100	2016 >
TIGUAN	235/50R19	99 V ALL AROUND	SCORPION VERDE	2519800	2016 >
TIGUAN	235/55R18	100 H ALL AROUND	SCORPION VERDE ALLSEASON	2744300	2016 >
TIGUAN	255/40R19	96 H ALL AROUND	SCORPION VERDE ALLSEASON	1863900	2007 - 2016
TIGUAN	255/40R19	96 W ALL AROUND	P ZERO	1949100	2007 - 2016
TIGUAN	255/40R20	101 V ALL AROUND	SCORPION VERDE	2613200	2016 >
TIGUAN	255/45R19	100 V ALL AROUND	SCORPION VERDE	2613300	2016 >
TOUAREG	255/55R18	109 H ALL AROUND	SCORPION VERDE ALLSEASON	1806300	2010 >
TOUAREG	255/55R18	109 V ALL AROUND	SCORPION ZERO	1417600	2002 - 2010
TOUAREG	255/55R18	109 Y ALL AROUND	P ZERO ROSSO	1363000	2002 - 2010
TOUAREG	255/55R19	107 W ALL AROUND	P-ZERO	2728500	2017 >
TOUAREG	255/60R18	108 W ALL AROUND	SCORPION VERDE	2728600	2017 >
TOUAREG	265/50R19	110 H ALL AROUND	SCORPION VERDE ALLSEASON	1805100	2010 >
TOUAREG	265/50R19	110 W ALL AROUND	SCORPION VERDE	2468600	2014 >
TOUAREG	275/40R20	106 Y ALL AROUND	P ZERO ROSSO	1688500	2007 - 2010
TOUAREG	275/45R19	108 Y ALL AROUND	P ZERO ROSSO	1688600	2007 - 2010
TOUAREG	275/45R20	110 W ALL AROUND	SCORPION VERDE	2468500	2014 >
TOUAREG	285/40R21	109 Y ALL AROUND	P-ZERO	2728200	2017 >
TOUAREG	285/45R20	108 W ALL AROUND	P-ZERO	2728400	2017 >
VOLKSWAGEN WINTER					
ARTEON	215/55R17	94 H ALL AROUND	WINTER SOTTOZERO 3	2445100	2017 >
BEETLE	215/55R17	94 H ALL AROUND	WINTER SOTTOZERO 3	2445100	2010 >

ORIGINAL EQUIPMENT - HOMOLOGATIONS

Model	Tire Size	LI / SR / Note	Line	IP Code	Model Year Range
VOLKSWAGEN WINTER (CONT.)					
BEETLE	235/45R18	94 V ALL AROUND	WINTER SOTTOZERO 3	2538800	2010 >
GOLF	205/55R16	91 H ALL AROUND	WINTER SOTTOZERO 3	2486600	2012 >
GOLF	225/40R18	92 H ALL AROUND	WINTER SOTTOZERO 3	2554100	2012 >
GOLF	225/40R18	92 V ALL AROUND	WINTER SOTTOZERO 3	2414400	2012 >
PASSAT	215/55R17	94 H ALL AROUND	WINTER SOTTOZERO 3	2445100	2014 >
PASSAT	215/60R16	95 H ALL AROUND	WINTER SOTTOZERO 3	2445000	2014 >
PASSAT	235/45R18	94 V ALL AROUND	WINTER SOTTOZERO 3	2538800	2014 >
PASSAT	245/45R18	96 V ALL AROUND	WINTER SOTTOZERO 3	2753000	2015 >
TIGUAN	215/65R17	99 H ALL AROUND	SCORPION WINTER	2519600	2016 >
TIGUAN	235/50R19	103 H ALL AROUND	W210 SOTTOZERO SERIE II	1817700	2016 >
TIGUAN	235/55R18	104 H ALL AROUND	W210 SOTTOZERO SERIE II	1885500	2016 >
TOUAREG	255/55R19	111 H ALL AROUND	SCORPION WINTER	2322600	2017 >
TOUAREG	255/60R18	108 H ALL AROUND	SCORPION WINTER	2322700	2017 >
TOUAREG	285/45R20	112 V ALL AROUND	SCORPION WINTER	2322400	2017 >
VOLVO					
S60	235/40R19	96 V ALL AROUND	CINTURATO P7 ALLSEASON	2324400	2010 >
S60	235/40R19	96 V ALL AROUND	CINTURATO P7 ALLSEASON	2324400	2013 >
S60	235/40R19	96 V ALL AROUND	P ZERO ALL SEASON	3158400	2018 >
S60	235/45R17	97 W ALL AROUND	CINTURATO P7	2413900	2010 >
S60	235/45R18	98 V ALL AROUND	CINTURATO P7 ALLSEASON	2324500	2010 >
S60	235/45R18	98 V ALL AROUND	CINTURATO P7 ALLSEASON	2324500	2013 >
S60	245/35R20	95 W ALL AROUND	P-ZERO	3256500	2018 >
S80	245/40R18	97 V ALL AROUND	CINTURATO P7 ALLSEASON	2038100	2006 - 2008
S90	245/35R21	96 Y ALL AROUND	P-ZERO	2910000	2016 >
S90	245/40R20	99 W ALL AROUND	P ZERO	2734300	2016 >
S90	245/40R20	99 W ALL AROUND	P ZERO	3567700	2016 >
S90	245/45R18	100 V ALL AROUND	CINTURATO P7 ALLSEASON	2693300	2016 >
S90	245/45R18	100 W ALL AROUND	P-ZERO	2737400	2016 >
S90	255/35R20	97 V ALL AROUND	CINTURATO P7 ALLSEASON	3103200	2016 >
S90	255/35R20	97 W ALL AROUND	CINTURATO P7 ALLSEASON	3103200	2016 >
S90	255/40R19	100 V ALL AROUND	P ZERO ALL SEASON	2824400	2016 >
V40	235/35R19	91 Y ALL AROUND	P-ZERO	2683400	2012 >
V40 CC	225/45R18	95 W ALL AROUND	CINTURATO P7	2392800	2012 >
V60	235/40R19	96 V ALL AROUND	CINTURATO P7 ALLSEASON	2324400	2010 >
V60	235/45R17	97 W ALL AROUND	CINTURATO P7	2413900	2010 >
V60	235/45R18	98 V ALL AROUND	CINTURATO P7 ALLSEASON	2324500	2010 >
V60	235/40R19	99 V ALL AROUND	P ZERO ALL SEASON	2914800	2018 >
V60	245/35R20	95 W ALL AROUND	P-ZERO	2914700	2018 >
V60 CC	215/55R18	99 V ALL AROUND	P ZERO ALL SEASON	3124400	2018 >
V60 CC	235/45R19	99 V ALL AROUND	P ZERO ALL SEASON	3124300	2018 >
V60 CC	235/45R19	99 V ALL AROUND	SCORPION ZERO ASIMMETRICO	1754300	2015 >
V60 CC	235/45R19	99 V ALL AROUND	SCORPION ZERO ASIMMETRICO	2658600	2015 >
V60 CC	235/50R18	97 V ALL AROUND	SCORPION VERDE ALLSEASON	1953400	2015 >
V60 CC	245/40R20	99 W ALL AROUND	P ZERO	3567700	2018 >
V70	245/40R18	97 V ALL AROUND	CINTURATO P7 ALLSEASON	2038100	2008 - 2013
V90	245/35R21	96 Y ALL AROUND	P-ZERO	2910000	2016 >
V90	245/40R20	99 W ALL AROUND	P ZERO	2734300	2016 >
V90	245/40R20	99 W ALL AROUND	P ZERO	3567700	2016 >
V90	245/45R18	100 V ALL AROUND	CINTURATO P7 ALLSEASON	2693300	2016 >
V90	245/45R18	100 W ALL AROUND	P-ZERO	2737400	2016 >
V90	255/35R20	97 W ALL AROUND	CINTURATO P7 ALLSEASON	3103200	2016 >
V90 CC	235/50R19	103 V ALL AROUND	P-ZERO	2632600	2016 >
V90 CC	235/50R19	103 V ALL AROUND	SCORPION VERDE ALLSEASON	2591400	2016 >
V90 CC	245/40R21	100 W ALL AROUND	P-ZERO	2632400	2016 >
V90 CC	245/45R20	103 V ALL AROUND	SCORPION ZERO ALL SEASON	2739400	2016 >
V90 CC	245/45R20	103 W ALL AROUND	P-ZERO	2632500	2016 >
XC40	235/50R19	99 V ALL AROUND	P-ZERO	3259000	2018 >
XC40	235/55R18	100 V ALL AROUND	P-ZERO	3259100	2018 >
XC40	245/40R21	100 V ALL AROUND	P-ZERO	2777800	2018 >
XC40	245/45R20	103 H ALL AROUND	SCORPION ZERO ALL SEASON	3085600	2018 >
XC40	245/45R20	103 V ALL AROUND	P-ZERO	2777900	2018 >
XC60	235/55R19	105 V ALL AROUND	SCORPION ZERO ALL SEASON	2682400	2017 >
XC60	235/55R19	105 V ALL AROUND	SCORPION ZERO ALL SEASON	3103100	2017 >
XC60	235/60R18	103 H ALL AROUND	SCORPION VERDE ALLSEASON	1916600	2008 - 2017
XC60	235/60R18	103 V ALL AROUND	SCORPION ZERO ALL SEASON	2682500	2017 >
XC60	255/40R21	102 V ALL AROUND	P-ZERO	3102900	2017 >
XC60	255/40R21	102 V ALL AROUND	SCORPION ZERO ALL SEASON	2682300	2017 >
XC60	255/40R21	102 Y ALL AROUND	P ZERO	2181400	2008 - 2017
XC60	255/45R20	105 V ALL AROUND	SCORPION ZERO ASIMMETRICO	1825300	2008 - 2017
XC60	265/35R22	102 V ALL AROUND	P-ZERO	2682000	2017 >
XC60	265/35R22	102 V ALL AROUND	SCORPION ZERO ALL SEASON	3244600	2017 >
XC70	235/45R19	99 V ALL AROUND	SCORPION ZERO ASIMMETRICO	1754300	2007 - 2016
XC70	235/50R18	97 V ALL AROUND	SCORPION VERDE ALLSEASON	1953400	2013 - 2016
XC90	235/60R18	103 H ALL AROUND	SCORPION VERDE ALLSEASON	1916600	2002 - 2015
XC90	235/60R18	103 H ALL AROUND	SCORPION VERDE ALLSEASON	2765000	2015 >

ORIGINAL EQUIPMENT - HOMOLOGATIONS

Model	Tire Size	LI / SR / Note	Line	IP Code	Model Year Range
VOLVO (CONT.)					
XC90	255/45R20	105 V ALL AROUND	SCORPION ZERO ASIMMETRICO	1825300	2002 - 2015
XC90	255/50R19	103 W ALL AROUND	P ZERO ROSSO	1521700	2002 - 2015
XC90	255/50R19	103 W ALL AROUND	P ZERO ROSSO	2127400	2002 - 2015
XC90	255/50R19	107 Y ALL AROUND	SCORPION ZERO ASIMMETRICO	1619700	2002 - 2015
XC90	275/35R22	104 W ALL AROUND	SCORPION VERDE	2765300	2015 >
XC90	275/35R22	104 W ALL AROUND	SCORPION VERDE	2800100	2015 >
XC90	275/40R21	107 V ALL AROUND	SCORPION VERDE ALLSEASON	2764900	2015 >
XC90	275/40R21	107 V ALL AROUND	SCORPION VERDE ALLSEASON	2765200	2015 >
XC90	275/40R21	107 Y ALL AROUND	SCORPION VERDE	2550200	2015 >
XC90	275/40R21	107 Y ALL AROUND	SCORPION VERDE	2760900	2015 >
XC90	275/45R20	110 V ALL AROUND	SCORPION VERDE ALLSEASON	2765100	2015 >
VOLVO WINTER (CONT.)					
S60	205/60R16	96 H ALL AROUND	WINTER SOTTOZERO 3	2653100	2010 >
S60	215/50R17	95 H ALL AROUND	ICE ZERO FR	2556200	2010 >
S60	215/50R17	95 V ALL AROUND	WINTER SOTTOZERO 3	2350600	2010 >
S60	215/55R16	97 H ALL AROUND	WINTER SOTTOZERO 3	2192300	2010 >
S60	235/40R18	95 V ALL AROUND	WINTER SOTTOZERO 3	2398000	2010 >
S80	225/50R17	98 V ALL AROUND	WINTER SOTTOZERO 3	2192400	2006 -2017
S90	245/45R18	100 V ALL AROUND	WINTER SOTTOZERO 3	2513400	2016 >
V40	205/50R17	93 V ALL AROUND	WINTER SOTTOZERO 3	2350400	2012 >
V40	205/55R16	94 H ALL AROUND	CINTURATO WINTER	2688500	2012 >
V40 CC	205/60R16	96 H ALL AROUND	WINTER SOTTOZERO 3	2653100	2012 >
V40 CC	225/45R18	95 V ALL AROUND	WINTER SOTTOZERO 3	2351100	2012 >
V60	205/60R16	96 H ALL AROUND	WINTER SOTTOZERO 3	2653100	2010 >
V60	215/50R17	95 H ALL AROUND	ICE ZERO FR	2556200	2010 >
V60	215/50R17	95 V ALL AROUND	WINTER SOTTOZERO 3	2350600	2010 >
V60	215/55R16	97 H ALL AROUND	WINTER SOTTOZERO 3	2192300	2010 >
V60	235/40R18	95 V ALL AROUND	WINTER SOTTOZERO 3	2398000	2010 >
V60	215/60R16	99 H ALL AROUND	ICE ZERO FR	2555000	2018 >
V60	215/60R16	99 H ALL AROUND	WINTER SOTTOZERO 3	2350800	2018 >
V60	225/50R17	98 H ALL AROUND	ICE ZERO FR	2555400	2018 >
V60	235/45R18	98 V ALL AROUND	W240 SOTTOZERO SERIE II	1962300	2018 >
V60 CC	215/55R18	95 H ALL AROUND	WINTER SOTTOZERO 3	2434900	2018 >
V60 CC	235/45R19	99 V ALL AROUND	WINTER SOTTOZERO 3	2428100	2018 >
V70	225/50R17	98 V ALL AROUND	WINTER SOTTOZERO 3	2192400	2008 - 2013
V90	245/45R18	100 V ALL AROUND	WINTER SOTTOZERO 3	2513400	2016 >
V90 CC	235/50R19	103 H ALL AROUND	SCORPION WINTER	2820500	2016 >
V90 CC	235/55R18	104 H ALL AROUND	SCORPION WINTER	2273200	2016 >
XC40	235/60R17	106 H ALL AROUND	SCORPION WINTER	2272900	2018 >
XC60	235/55R19	105 H ALL AROUND	SCORPION WINTER	2414700	2008 - 2017
XC60	235/60R18	107 H ALL AROUND	SCORPION WINTER	2273000	2008 - 2017
XC60	235/65R17	108 H ALL AROUND	SCORPION WINTER	2272800	2008 - 2017
XC60	255/45R20	105 V ALL AROUND	SCORPION WINTER	2179500	2008 - 2017
XC60	265/35R22	102 V ALL AROUND	SCORPION WINTER	2782500	2017 >
XC90	235/55R19	105 H ALL AROUND	ICE ZERO FR	2556300	2015 >
XC90	235/60R18	107 H ALL AROUND	SCORPION WINTER	2273000	2002 - 2015
XC90	255/45R20	105 V ALL AROUND	SCORPION WINTER	2179500	2002 - 2015
XC90	255/50R19	107 V ALL AROUND	SCORPION WINTER	2274000	2002 - 2015
XC90	275/35R22	104 V ALL AROUND	SCORPION WINTER	3080600	2015 >

LIMITED WARRANTY PIRELLI ORIGINAL EQUIPMENT & REPLACEMENT PASSENGER & LIGHT TRUCK TIRES

What Is Warranted and Who Is Eligible For Limited Warranty?

Pirelli Tire LLC (Pirelli), 100 Pirelli Drive, Rome, GA 30161, warrants that all Pirelli Original Equipment and New Replacement Passenger and Light Truck tires with a complete D.O.T. identification number and branded "Pirelli" which are supplied by Pirelli, either directly or through an authorized Pirelli dealer, and which are mounted on passenger vehicles and light trucks for primary use within the U.S.A. and Canada will be free from defects in workmanship and materials. This Limited Warranty is extended to the first retail purchaser of the tire in the United States and Canada or to the original owner of the vehicle on which Pirelli tires come mounted as Original Equipment.

This Limited Warranty does not cover any associated service charges, including costs associated with mounting and balancing of the tire, tire rotation, studding, wheel alignment, etc., unless and to the extent otherwise expressly stated herein.

Original Equipment and Replacement Tires Definitions

"Original Equipment Tires" are Pirelli tires supplied as original equipment by the vehicle manufacturer or vehicle dealer on new vehicles.

"Replacement Tires" are Pirelli tires mounted to your vehicle after the Original Equipment Tires or any tires from other manufacturers have been removed from your vehicle.

Any references in this Limited Warranty to "Pirelli tires" without specification as to Original Equipment Tires or Replacement Tires should be read as reference to either one or both Original Equipment Tires or Replacement Tires.

Other Warranties

THIS LIMITED WARRANTY IS THE ONLY EXPRESS WARRANTY GIVEN BY PIRELLI. PIRELLI DOES NOT MAKE ANY OTHER EXPRESS WARRANTY, AND ANY IMPLIED WARRANTIES, INCLUDING WITHOUT LIMITATION THE IMPLIED WARRANTIES OF MERCHANTABILITY AND FITNESS FOR A PARTICULAR PURPOSE, ARE LIMITED TO THE APPLICABLE DURATION OF THIS LIMITED WARRANTY. PIRELLI DOES NOT AUTHORIZE ANY OTHER PERSON, INCLUDING AUTHORIZED PIRELLI DEALERS OR VEHICLE MANUFACTURERS, OR VEHICLE DEALERS, TO CHANGE THIS LIMITED WARRANTY OR CREATE ANY OTHER OBLIGATION IN CONNECTION WITH PIRELLI TIRES.

Some states do not allow limitations on how long an implied warranty lasts, so the above limitation may not apply to you.

What Is the Standard Limited Warranty Coverage?

If an eligible Pirelli tire becomes unserviceable due to workmanship or material defects within **the first year from the date of purchase or within the first 2/32" of the original usable tread**, whichever occurs first, the tire will be replaced with an identical or comparable Pirelli tire at no charge to the owner, including mounting and balancing (subject to applicable limitations). Miscellaneous fees and taxes are not covered under this Limited Warranty.

If a Pirelli tire becomes unserviceable due to workmanship or material defects (other than ride-related complaints and Road Hazard) following the initial warranty period above, the owner must pay the pro-rata cost for a comparable Pirelli Replacement Tire. Owner is responsible for mounting and balancing charges. An authorized Pirelli dealer will determine the pro-rata cost by multiplying the percentage of the original usable tread that has been worn by the current dealer selling price.

When the treadwear indicators become visible (2/32" tread depth remaining), regardless of age or mileage, the tire is considered to be 100% worn and will not be covered by this Limited Warranty.

Pirelli Confidence Plus™ Plan for Select Replacement Tire Lines

This Limited Warranty includes a 30-day trial period for select Pirelli Replacement Tires installed as a set of four (4) (front and rear). Within 30 days of your original purchase date, you may return the set of eligible Pirelli Replacement Tires you wish to replace to the original place of purchase, along with the original purchase sales receipt, and exchange them for a different set of Pirelli Replacement Tires. As an alternative, if there is no other suitable Pirelli Replacement Tire line available in your size, the purchase price of the eligible tires you are seeking to return will be refunded, less taxes and fees.

Replacement Tire Lines Which Qualify for the Confidence Plus™ Plan

- Cinturato™ P1™ *Plus*
- Cinturato P7™ All Season *Plus*
- Cinturato P7™ All Season *Plus //*
- P4™ Four Seasons *Plus*
- P Zero™ All Season *Plus*
- Scorpion™ Verde All Season *Plus*
- Scorpion™ Verde All Season *Plus //*
- Scorpion Zero™ All Season *Plus*
- Scorpion™ All Terrain *Plus*

Treadwear Coverage for Select Replacement Tire Lines Only

This Limited Warranty also warrants Treadwear Coverage to the original purchaser of select Replacement Tires purchased through an authorized Pirelli dealer. Treadwear Coverage will extend for the vehicle odometer miles described below, from the point of original retail purchase (the "Treadwear Coverage"). This Treadwear Coverage does not apply to Original Equipment Tires.

Driving habits, road conditions, vehicle platform and vehicle and tire maintenance are all factors that contribute to tire wear. If your Replacement Tires do not reach the miles listed in the Treadwear Coverage table below but otherwise meet with all other Treadwear Coverage Conditions set forth in this Limited Warranty, your tires will be replaced as follows: the owner must pay the pro-rata cost for a comparable Pirelli Replacement Tire. An authorized Pirelli dealer will determine the pro-rata cost by multiplying the current dealer selling price by the percentage of the warranted mileage used by the owner.

Treadwear Coverage / Replacement Conditions Stated Below

- You must be the original purchaser of the Replacement Tires and have a copy of the original invoice showing the application mileage.
- You must be the owner of the vehicle on which the Replacement Tires were originally installed.
- The tires must be from one of the Replacement Tire lines listed in the table below titled "Treadwear Coverage".
- You must have had the Replacement Tires rotated at least every 5,000 to 7,000 miles.
- Your servicing tire dealer must be an authorized Pirelli dealer and must have completed the Tire Rotation Record.
- The tires must be worn evenly across the tread, down to the treadwear indicator (2/32" of tread depth) at which time they are considered to be 100% worn out. There cannot be more than a 2/32" tread depth difference across the tire.
- Passenger and P-Metric Light Truck tires are not covered for mileage when used on commercial vehicles or in commercial applications.
- For vehicles equipped with different Replacement Tire sizes front and rear, the Treadwear Coverage for the rear tires will be 50% of the mileage coverage stated below, used on commercial vehicles or in commercial applications.
- For vehicles equipped with different replacement tire sizes front and rear, the Treadwear Coverage for the rear tires will be 50% of the stated mileage coverage stated below.

Tire Line	Mileage
Cinturato P1 <i>Plus</i>	35,000
P4 Four Seasons T	85,000
P4 Four Seasons H	65,000
P4 Four Seasons T <i>Plus</i>	90,000
P4 Four Seasons H <i>Plus</i>	70,000
P4 Four Seasons V <i>Plus</i>	65,000
P6 Four Seasons <i>Plus</i>	45,000
Cinturato P7 All Season <i>Plus //</i>	70,000
Cinturato P7 All Season <i>Plus</i>	70,000
P Zero Nero All Season	45,000
P Zero All Season <i>Plus</i>	50,000
Scorpion ATR	50,000
Scorpion STR	65,000
Scorpion Verde All Season <i>Plus</i>	65,000
Scorpion Verde All Season <i>Plus //</i>	65,000
Scorpion Verde All Season (see below)	
Scorpion Zero All Season <i>Plus</i>	50,000
Scorpion All Terrain <i>Plus</i>	50,000

Scorpion Verde All Season Treadwear Coverage

- All Scorpion Verde All Season Replacement Tires produced prior to January 1, 2014 (DOT code prior to 2014) are covered for 50,000 miles of treadwear if rated H and V, and for 60,000 miles of treadwear if rated T.
- All Scorpion Verde All Season Replacement Tires produced on or after January 1, 2014 are not eligible for Treadwear Coverage.

LIMITED WARRANTY PIRELLI ORIGINAL EQUIPMENT & REPLACEMENT PASSENGER & LIGHT TRUCK TIRES

Road Hazard Coverage for Run Flat and Pirelli Noise Canceling System (PNCS) Tires

Pirelli Run Flat tires are manufactured with technology that allows limited low-inflation operation in the event of sudden loss of pressure. As a result, in addition to the standard warranty coverage, Pirelli provides road hazard coverage on both Pirelli Original Equipment Tires and Replacement Tires manufactured with Pirelli Run Flat or PNCS technology.

If a Run Flat or PNCS tire becomes unserviceable due to road hazard damage within the first year from the date of purchase, or within the first 2/32" of the original usable tread, whichever occurs first, the Pirelli tire will be replaced with an identical or comparable tire at no charge for the tire to the owner, including mounting and balancing (subject to applicable limitations).

What Is Not Covered by this Limited Warranty?

- Ride-related claims after the first year of purchase, or after the first 2/32" of useable tread, whichever comes first. These include, without limitation, uneven wear due to misalignment, worn suspension components, mechanical interference and/or improper inflation, flat spots due to improper transport, improper storage and/or braking, road irregularities, etc.
- Irregular wear.
- Excessive noise emissions.
- Tires with 2/32" or less tread remaining.
- Tire damage and surface cracks due to use in low ambient temperatures (except in winter and all-season Pirelli tires as defined in the applicable Pirelli Product Catalog).
- Tire damage due to abuse or misuse, including without limitation:
 - improper mounting/dismounting practices, application of aftermarket wheel protection hardware, abuse, misuse, or neglect;
 - misapplication, including improper fitment, insufficient Speed Rating, or Load Index, or undersized or oversized tires;
 - improper repair, repair not conforming to U.S. Tire Manufacturers Association standards, or repairs with a self-vulcanizing plug only or patch only;
 - modification by the addition or removal of material or alteration to change the appearance or performance of the tire;
 - recapping, retreading, regrooving or in the studding process;
 - tire operation in excess of tire/wheel manufacturers' specifications and recommendations, including spinning;
 - mechanical irregularities in the vehicle including, without limitation, misalignment, defective brakes, defective shock absorbers or struts, or improper rims;
 - fire, chemical corrosion, vandalism, wrecks, theft, running while flat, underinflated or overinflated or abuse during servicing;
 - road hazard injuries (including, without limitation, due to nails, glass, metal objects) or other penetrations or snags, bruises or impact damage (other than for Run Flat and PNCS tires specifically covered under the Road Hazard policy);
 - running on a dynamometer.

Additional Exclusions:

- Tires on any vehicle registered or operated outside the United States of America or Canada;
- Tires transferred from the vehicle on which they were originally installed by a vehicle manufacturer or authorized Pirelli dealer;
- Additional tires that are not independently subject to a warranty claim;
- Tires which have been inflated with anything other than air or nitrogen;
- Tires which have been injected with liquid balancer or sealant, or any other balancing material;
- Passenger tires (Euro-metric/P-metric) used on commercial vehicles or used in commercial applications;
- Tires used in any form of racing or any high performance driving event including high performance driving schools/instruction and track day events.

Owner's Responsibilities

The owner is responsible for proper tire care and maintenance. Maintain the recommended tire pressure by checking the tire pressure monthly and before long trips with an accurate pressure gauge. Using vehicle manufacturer suggestions based on load will improve tire life and your satisfaction with the tires.

CAUTION :

Please be aware that it is important before fitting the suggested tires, to ensure that the fitting is allowed by the technical specifications of the vehicle, the vehicle manufacturer and relevant laws/regulations. Pirelli does not express any view as to the compatibility of the wheel/tire combination with the technical specifications for the chassis and vehicle.

TO MAINTAIN VEHICLE DYNAMICS AND LOAD CARRYING CAPACITY, REPLACEMENT TIRES MUST ALWAYS HAVE A LOAD INDEX AND SPEED RATING THAT EQUALS OR EXCEEDS THAT OF THE ORIGINAL EQUIPMENT TIRES OF THE VEHICLE. FOR ADDITIONAL TIRE CARE RECOMMENDATIONS, PLEASE REFER TO THE "TIRE CARE AND SERVICE" SECTION BELOW.

How to Initiate a Claim Under This Limited Warranty

To initiate a warranty claim, the Pirelli tire(s) must be returned to an authorized Pirelli dealer. If the tire(s) are covered by this Limited Warranty, the authorized Pirelli dealer will submit the tire to Pirelli. Pirelli's Tire Inspection Personnel will then provide the remedy if the tire is covered by this Limited Warranty.

In order to initiate a claim under the terms of this Limited Warranty, you must present the affected Pirelli tire(s) along with the proof of purchase to an authorized Pirelli dealer. Once tires are returned to Pirelli by an authorized Pirelli dealer and credit has been issued to such dealer, submitted tires become the property of Pirelli. To locate an authorized Pirelli dealer in your area, refer to the Dealer Locator at www.us.pirelli.com.

REMEDY LIMITATIONS

THE RIGHTS AND REMEDIES STATED IN THIS LIMITED WARRANTY ARE PIRELLI'S ONLY RESPONSIBILITY, AND YOUR ONLY REMEDIES. ALL OTHER REMEDIES ARE EXCLUDED. IN NO EVENT SHALL PIRELLI BE RESPONSIBLE FOR ANY CONSEQUENTIAL, INCIDENTAL OR SPECIAL DAMAGE(S) IN CONNECTION WITH A PIRELLI TIRE, WHETHER FOR BREACH OF THIS LIMITED WARRANTY, OTHER CONTRACT BREACH, NEGLIGENCE OR OTHER TORT, OR ON ANY STRICT LIABILITY THEORY.

Some states do not allow the exclusion or limitation of incidental or consequential damages, so the above exclusion may not apply to you. This Limited Warranty gives you specific legal rights and you may also have other rights which vary from state to state.

Tire Registration

Please request that your authorized Pirelli dealer register your Replacement Tires, provide you with a registration card, or go to www.us.pirelli.com to register your Pirelli tires on line. In case of a Pirelli tire recall, we can reach you only if we have your name and address, and you must register your Pirelli tires to be on our list. However, you are not required to register to get the benefits of this Limited Warranty.

If further assistance or information is needed regarding Pirelli tires please contact:

Pirelli Tire LLC

Consumer Affairs Group

100 Pirelli Drive

Rome, GA 30161

Monday through Friday

8:00 AM to 6:00 PM Eastern Standard Time

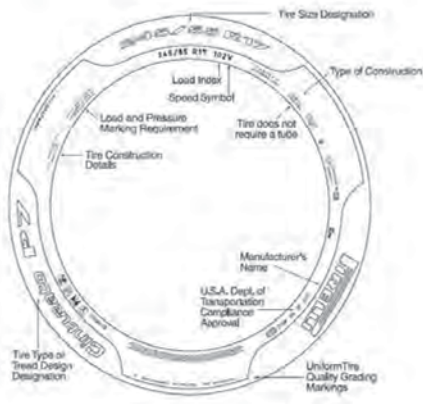
1-800-747-3554 (option #2)

consumer.affairs@pirelli.co

Copyright 2019 Pirelli Tire LLC Effective 2/01/2019
Document Control No. C90.CD.QA.018.C
PWR0011

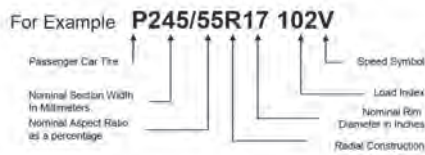
TIRE CARE AND SERVICE

1. Tire Sidewall Markings:



Tire Size:

A combination of alphabetic and numeric characters that indicate the nominal dimensions of a tire:



Load Index Number, a numeric code which indicates the maximum load carrying capacity of a tire at the maximum cold inflation pressure.

Speed Symbol, an alphabetical code which indicates the maximum speed at which the tire can carry a load corresponding to its Load Index when properly inflated. These two items together are known as the "Service Description".

Speed Symbol Chart:

SPEED SYMBOLS	MPH	SPEED SYMBOLS	MPH
Q	99	H	130
R	106	V	149
S	112	W	168
T	118	Y	186
U	124	(Y)	>186

*For tires having a maximum speed capability above 149 mph, a "ZR" may appear in the size designation; above 186 mph, a "ZR" must appear in the size designation, and a Service Description, including the "Y" speed symbol, must be included in brackets.

Other Markings:

P - As part of the tire size designation (e.g., P205/65R15), is used to indicate tires intended for service on passenger cars.

LT - As part of the tire size designation (e.g. LT235/75R15), is used to indicate the tires are intended for service on light truck vehicles.

M&S, M+S, M/S - Letters used to indicate a tire suitable for Mud and Snow and/or All Season usage.

XL - As part of the size designation (e.g. P235/75R16 XL), is used to indicate the tire can carry more load as the maximum inflation pressure and load are greater than a standard load version. (Also could be called REINFORCED).

 - 3 peak mountain snowflake pictograph used to indicate a tire suitable for use in severe snow conditions.

2. Tire Categories:

ALL SEASON TIRES (All Weather Tires): Tires that are designed to perform in a variety of road conditions in All Seasons of the year. An All Season tire will carry "M+S", "M&S", or "M/S" designation on the sidewall. All Season tires may carry a treadwear warranty depending on the product line.

SUMMER TIRES: Summer tires offer superior handling, grip and cornering ability compared to standard tires under certain conditions. Some lines may carry a treadwear warranty.

WINTER TIRES (Snow Tires): A winter tire is a tire with a tread design and compound made specifically for snow and ice conditions and is identified by M&S, M+S or M/S markings on the sidewalls. Tires designed for use in severe snow conditions are further identified with a pictograph of a mountain with a snowflake on the sidewalls and must meet specific snow performance test requirements. Pirelli Winter tires do not carry a treadwear warranty.

The information provided above is an overview of tire types. Tread patterns and rubber compounds vary among the seasonal tire types and provide varying performance characteristics and limitations. Summer performance tires are different than winter and All Season types. To determine which Pirelli lines carry a treadwear warranty, please refer to the "Treadwear Coverage" sections in this document.

3. Pressure Recommendations

Recommended tire inflation pressures for your vehicle can be found either on your vehicle's tire placard or in your owner's manual. Correct pressures are related to load, speed and vehicle handling and are vital for even braking, maximum traction and good tire life. Under no circumstances should your tires' cold inflation pressure be less than that indicated on your vehicle's tire placard or in your owner's manual or higher than the maximum cold inflation pressure molded on to the tire's sidewall. Under inflation causes excessive flexing, deterioration of the tire and rapid wear of the tread edges. Over inflation results in an uncomfortable ride, a reduced area of tire contact with the road surface (i.e., smaller tire footprint), higher susceptibility to impact damage and rapid wear on the tread center.

Whether inflated by air or nitrogen, regular inflation pressure maintenance remains critical and necessary. Use of nitrogen alone is not a replacement for regular inflation pressure maintenance.

WARNING: Driving on tires with improper inflation pressure is dangerous. These situations can cause a tire failure, including tread/belt separation, even at a later date, which could lead to an accident and serious personal injury or death.

Inflation pressure must be checked at least once a month and before long trips, and should be checked only when the tire is cold or before it has been driven. Driving even a short distance causes tires to heat up and the air pressure to increase. Never reduce or "bleed" air from hot tires since your tires will then be underinflated when they cool down. Always use a reliable pressure gauge.

4. UHP Summer Tires

The special tread compounds formulated for Ultra High Performance (UHP) summer tires are optimized for maximum dry and wet performance in warm temperatures. The compounds in these tires will have decreased performance, such as lateral and braking traction, at temperatures below 45° F or when driving on snow or ice. In addition, they can lose flexibility and may develop random surface cracks at very cold temperatures; therefore extra care should be used in handling tires. All Season or winter tires should be installed for use at temperatures below 45° F, UHP summer tires are not recommended for lower temperature conditions.

5. DOT Street Legal Competition Tires

P Zero Trofeo, P Zero Trofeo R, P Zero Corsa and P Zero Corsa System tire lines use special tire construction and compounds to achieve their distinctive performance in dry conditions. As a result of that, their performance in cold temperatures, heavy rain or standing water will be decreased. Use extreme caution and drive slowly on wet roads. Additionally, the minimum tread depth will be reached earlier than with standard road tires, resulting in reduced tread life.

TIRE CARE AND SERVICE

6. Winter Tires

In low temperature conditions, Pirelli recommends the fitment of 4 winter tires of the same line. Please check your vehicle owner's manual concerning winter tire size recommendation. If the winter tires have a lower speed rating than the original equipment tires, vehicle handling may be affected, and the vehicle maximum speed must be reduced to the winter tire speed rating.

If using studded winter tires, Pirelli recommends that studded tires be installed on all four positions.

Please note that studded tires are not legal in all states. Please check the applicable legal requirements before installing studded tires.

Please note, for both winter tire and studded tire usage, if such tires are applied to the front axle, they **must** also be applied to the rear axle.

7. Run Flat Tires

Always refer to the vehicle owner's manual with respect to specific safety and operating information relating to the vehicle. Damaged Run Flat tires or Run Flat tires that have experienced a loss of pressure should immediately be replaced with another Run Flat tire of identical size and Service Description (Load Index and Speed Symbol).

Run Flat tires have been developed based on the specifications of the vehicles on which they are mounted. Accordingly, Run Flat tires should only be mounted on vehicles specifically manufactured to accommodate Run Flat tires.

Run Flat tires must be mounted in conjunction with a functional Tire Pressure Monitoring System (TPMS).

The mounting of tires and installation of the Tire Pressure Monitoring System (TPMS) should be carried out by an authorized Pirelli dealer.

8. Pirelli "Seal Inside" Technology

Select Pirelli tires incorporate "Seal Inside" technology, a construction designed to stop the loss of air from a tire in most circumstances when the tire is punctured by an object. The "Seal Inside" technology is not designed or intended to be a permanent repair. Should the "Seal Inside" technology be activated, immediately drive your vehicle to an authorized Pirelli dealer for an inspection to determine if repair or replacement is needed. Go to www.us.pirelli.com for more information.

9. Pirelli Noise Canceling System

Select Pirelli tires are constructed with Pirelli Noise Canceling System (PNCS). This is a technology that reduces the tire cavity noise caused by the vibration of the tire structure when rolling on the road surface, which is one of the major factors generating noise inside the vehicle.

10. Tire Replacement

The tires fitted to your vehicle as Original Equipment were tested and approved by the vehicle manufacturer and the tire manufacturer and take into account all aspects of the vehicle's operation. Changes in the tire size, type or construction should not be made without seeking advice from the vehicle or tire manufacturer or an authorized Pirelli dealer since unapproved tires on your vehicle could adversely affect steering, handling, braking and traction. The tire information (tire size, load index and speed rating) as found on the vehicle placard or in the owner's manual should always be followed when replacing tires. It is strongly recommended that Pirelli tires be mounted in sets of four with the same tread type. Pirelli tires should not be mixed with other tire brands. It is necessary to follow this procedure because different tire constructions have different handling characteristics. Tires on the same axle must be the same manufacturer, brand, tire size, load index, speed rating and Pirelli part number. When changing only two tires on a vehicle which is homogeneously fitted (four tires of the same tire size), fit the new tires on the rear axle. This applies to all vehicles regardless of their drive axle (Front or Rear Drive).

On all wheel drive or four wheel drive vehicles the tires must always be replaced in sets of four. When replacing tires, you should always follow the vehicle manufacturer's recommendations. Passenger and light truck tires are not interchangeable, due to differences in their pressures and load carrying capacity.

P-Metric and Euro-Metric Interchangeability: Euro-Metric (Example: 225/45R17) tires have a load index which is equal to or greater than that of the same size P-Metric (Example: P225/45R17) tire. Therefore, they have the same or higher load carrying capacity at the maximum rated inflation pressure. Always check with your tire dealer or Pirelli Tire Consumer Affairs to check interchangeability to maintain proper vehicle dynamics.

10. Tire Replacement (cont.)

Please be aware that it is important, before fitting the suggested tires, to confirm that the fitment is allowed by the technical specifications of the vehicle, the vehicle manufacturer and the relevant homologations. Pirelli does not express any view as to the compatibility of the wheel/tire combination with the technical specifications for the chassis and vehicle.

TO MAINTAIN VEHICLE DYNAMICS AND LOAD CARRYING CAPACITY, REPLACEMENT TIRES MUST ALWAYS HAVE A LOAD INDEX AND SPEED SYMBOL EQUAL TO OR GREATER THAN THOSE FITTED AS ORIGINAL EQUIPMENT.

When installing plus size fitments, you should consult with the dealer regarding any suspension or braking system modifications which may be recommended for the vehicle.

11. Tire Inspection

As a minimum, tires should be examined and air pressure checked monthly and always prior to long trips. They should also be examined if you strike any unusual object on the road. Tires showing bulges, cracks, cuts, penetrations or uneven wear must be dismantled and examined by an authorized Pirelli dealer and replaced if necessary. Pirelli tires have treadwear indicators in the tread grooves, which clearly show when the tread has worn to 2/32" remaining. At this point, your tires must be replaced because they do not meet the federal minimum tread depth and they may be dangerous if left in service.

Tires should be removed from service for numerous reasons, including tread worn down to minimum depth, damage or abuse (including, without limitation, punctures, cuts, impacts, cracks, bulges, under inflation, overloading, etc.). For these reasons, tires, including spares, should be inspected at least once a month and before long trips. Inspection should occur regardless of whether the vehicle is equipped with a tire pressure monitoring system. In addition to these visual conditions, consumers should take note of and address any change in performance such as increased air loss, noise or vibration or other factors.

The mere passage of time (age) does not cause tires to deteriorate, but rather exposure to outside forces. The service life of a tire is a function of service and storage conditions. For each individual tire, this service life is determined by many factors such as temperature/weather, storage conditions, and service conditions (e.g., load, speed, inflation pressure, maintenance, and road hazard damage, etc.) to which a tire is subjected throughout its life. Since service and storage conditions vary widely, accurately predicting the service life of any specific tire based on chronological age is not possible. There is no scientific or technical data that establishes or identifies a minimum or maximum service life, but the longer a tire has been in service, the greater the chance that it will need to be replaced due to service-related conditions.

Only use a mild soap solution to clean tires and rinse the soap off with low pressure tap water, use of high-pressure sprayers may cause damage. Never apply cleaners or other products to enhance sidewall or tire appearance to avoid removal of substances which are intended to protect the tire and reduce rubber degradation associated with the impact of ozone and other environmental conditions. The removal of these substances may degrade the rubber and can lead to sidewall cracking. To remove the protective film from a Pirelli tire with white letters, first flood the area with a stream of water from a hose. After a minute or two the film will soften and it can be removed with soft nylon brush if needed.

WARNING: Driving on a damaged tire is dangerous, as the tire can suddenly fail, which can lead to an accident and serious personal injury or death.

12. Tire Rotation

Pirelli recommends that you follow the tire rotation procedure as defined in your vehicle owner's manual. If there is no procedure specified, Pirelli recommends tire rotation every 5,000 to 7,000 miles to optimize your tire wear.

TIRE CARE AND SERVICE

13. Tire Repair

Punctures, nail holes or cuts located in the tread area of Pirelli tires may be repaired if the diameter does not exceed 1/4". The repair material used must seal the inner liner and fill the injury to be considered a permanent repair. U.S. Tire Manufacturers Association and industry approved repair methods include a combination of a plug and a patch; chemical or hot vulcanizing patches, and head type plugs; all which are applied from inside the tire. A self-vulcanizing plug repair may be used only in conjunction with a patch repair, but not by itself. Plugs may cause further damage to the tire, are not always airtight and may fail. If a tire puncture exceeds 1/4" or is located in the shoulder or sidewall deflection areas, the tire must be replaced. Never resort to tubes in tubeless tires or sleeves or large thick patches, which can upset the balance and may result in a sudden failure at highway speeds and high operating temperatures.

WARNING: Driving on an improperly repaired tire is dangerous, as the tire can suddenly fail, which can lead to an accident and serious personal injury or death.

PIRELLI PROHIBITS THE FOLLOWING FOR SAFETY REASONS:

1. The use of aftermarket tire sealants in Pirelli tires to repair, even temporarily, a puncture;
2. The repairing of V, W, Y or Z Speed Rated tires.

14. Storage

Should you need to store tires they should be stored indoors in a cool, dry place. Tire storage areas should be cool (45° F ~ 75° F), dry, non-dusty, and moderately well ventilated. To protect your tires from damage related to heat, water, ozone and direct sunlight, it is suggested you place them in opaque, waterproof containers (e.g., plastic trash bags). It is vital that the tires do not come in contact with sources of heat and/or ozone i.e. radiators, electric generators/motors, hot pipes, etc., and tires should never be allowed to stand or come into contact with water, grease, fuels, brake fluid or any other chemicals.

If you need to transport your tires, please follow the above guidelines.

WARNING: Driving on an improperly stored tire is dangerous, as the tire can suddenly fail, which can lead to an accident and serious personal injury or death.

15. Tubes in Tubeless Tires

Under no circumstances are tubes to be used in Pirelli tires marked "Tubeless". This includes tires that have been repaired. If the tire's pressure retention ability has been affected, so as to necessitate a tube being installed, the tire must be replaced instead.

16. Tire Valves

Whenever new tires are installed on your wheels, new tire valves of the correct type must be installed. During your routine tire inspection, verify that all your valves have proper valve caps.

Replace as necessary, since the valve cap is also a seal against pressure loss.

17. Tire Dismounting and Mounting

Tire fitting should be left to professionals who have the equipment and training to perform the task properly and safely using U.S. Tire Manufacturers Association procedures or the vehicle manufacturer's recommendations. To maximize the performance of your tires, they must be installed following the tire sidewall markings with respect to direction of rotation (directional arrow) or the proper side facing outside (Outside/Inside). Your wheels should be in good, clean condition. Wheels should be inspected for distortion, dents, cracks, rust and foreign matter, and be replaced as necessary. NEVER EXCEED 40 PSI WHEN SEATING BEADS. Both beads and wheels must be clean, undamaged and well lubricated prior to bead seating.

18. Tire / Wheel Alignment and Balancing

Tire/Wheel alignment specifications are issued by your vehicle manufacturer and your vehicle must be kept within the vehicle manufacturer tolerances. You should have your alignment checked annually or whenever you notice any irregular wear or vibrations. Tire/Wheel alignment is important for safety, maximum performance and mileage from your tires.

Tire/Wheel assemblies should be balanced each time a tire is mounted to a wheel. For more information or service regarding Pirelli tires, please contact your nearest authorized Pirelli dealer. To locate an authorized Pirelli dealer in your area, refer to the Dealer Locator section on the Pirelli web site at www.us.pirelli.com.

All trademarks are owned by Pirelli Tyre S.p.A. or Pirelli Tire LLC.

If further assistance or information is needed regarding Pirelli tires please contact: Pirelli Tire LLC.
Consumer Affairs Group

100 Pirelli Drive
Rome, GA 30161
Monday through Friday
8:00 AM to 6:00 PM Eastern Standard Time
1-800-747-3554 (option #2)
consumer.affairs@pirelli.com

2019 Pirelli Tire LLC Effective 2/01/2019
Document Control No. C90.CD.QA.018.C
PWRT0011

Orders/Inquiries

Tel 1.800.pirelli (1.800.747.3554) – Fax 1.706.368.5832

Online Orders

b2b.pirelli.com

To obtain a new user sign on, password and startup guide, send an e-mail request to contactcentertyres.us@pirelli.com

Online Training and Certification

Tirecampus.pirelli.com

Pirelli Tire North America

100 Pirelli Drive, Rome, Georgia 30161-7000

C90.CD.MR.001.B



POWER IS NOTHING WITHOUT CONTROL