

Kelly® Commercial Truck Tires



KELLY  **TIRES™**

A Good Deal
On A Great Tire™

www.kellytires.com/truck

A Good Deal On A Great Tire™ is an accurate description of Kelly® commercial truck tires. The value of the Kelly brand is evident in the miles of original tread life and tough casings that can usually be retreaded multiple times for additional miles of service. Kelly commercial tires are also backed by a nationwide limited warranty and are available for all types of commercial applications.* You can find these popular commercial tires at Kelly Dealers and many truck stops across the country.

Size/Type Chart

Long Haul				
Kelly Product Line	Armorsteel® LHS® Page 3	Armorsteel® KDA® Page 3	Armorsteel® LHD® Page 4	Armorsteel® LHT® Page 4
11R22.5	G	G		G
295/75R22.5	G	G	G	G
11R24.5	G	G		G
285/75R24.5	G	G		G
Regional				
Kelly Product Line	Armorsteel® KRH® Page 5	Armorsteel® KDM I® Page 5	Armorsteel® RSA® ULT Page 6	Armorsteel® RSD® ULT Page 6
225/70R19.5			G	G
245/70R19.5			G	G
11R22.5	H	H		
295/75R22.5	G	G		
11R24.5	H	H		
Mixed Service				
Kelly Product Line	Armorsteel® MSA® Page 7	Armorsteel® MSD® Page 7		
11R22.5	H	H		
11R24.5	H	H		

NOTE: The letters in the chart represent load ranges.

*See pages 10–11 for more details.

LONG HAUL TIRES

SmartWay®
Verified



Armorsteel® LHS®


Kelly's Best Long Haul Steer Tire for Miles to Removal and Fuel Efficiency

- Proven tread compounds balance fuel economy and mileage (SmartWay Verified)
- Solid shoulder with pressure distribution groove helps deliver even wear with long miles to removal
- Steel belt casing helps provide retreadability or resale value

Competitive Replacements

Cooper Pro Series LHS
Dayton D510S
Uniroyal LS24

Tire Size	Load Range	Single Load		Single Inflation		Dual Load		Dual Inflation		Weight		Rim Width		Overall Width		Overall Diameter		Static Radius		RPM	RPK	Tread Depth 32nds	Min. Dual Spacing		Speed Rating
		lbs	kg	psi	kpa	lbs	kg	psi	kpa	lbs	kg	in	in	mm	in	mm	in	mm	in				mm		
TUBELESS TIRES ON 15" DROP CENTER RIMS																									
11R22.5	G	6,175	2,800	105	720	5,840	2,650	105	720	111	50	8.25	10.8	274	41.6	1,057	19.3	490	499	310	18	12.5	318	75	
295/75R22.5	G	6,175	2,800	110	760	5,675	2,575	110	760	109	49	8.25	11.1	282	40.5	1,029	18.9	480	513	319	18	12.9	328	75	
11R24.5	G	6,610	3,000	105	720	6,005	2,725	105	720	120	54	8.25	11.0	279	44.3	1,125	20.6	523	469	291	18	12.5	318	75	
285/75R24.5	G	6,175	2,800	110	760	5,675	2,575	110	760	113	51	8.25	11.1	282	41.6	1,057	19.4	493	499	310	18	12.5	318	75	



Armorsteel® KDA®

Kelly's Best Long Haul Drive Tire for Traction and Miles to Removal

- Proven tread compounds with blading helps promote traction and uniform treadwear
- Deep 28/32" tread depth helps provide long original tread life
- Steel belt casing helps provide retreadability or resale value

Competitive Replacements

Cooper Pro Series LHD
Dayton D610D
Uniroyal LD10

Tire Size	Load Range	Single Load		Single Inflation		Dual Load		Dual Inflation		Weight		Rim Width		Overall Width		Overall Diameter		Static Radius		RPM	RPK	Tread Depth 32nds	Min. Dual Spacing		Speed Rating
		lbs	kg	psi	kpa	lbs	kg	psi	kpa	lbs	kg	in	in	mm	in	mm	in	mm	in				mm		
TUBELESS TIRES ON 15" DROP CENTER RIMS																									
11R22.5	G	6,175	2,800	105	720	5,840	2,650	105	720	121	55	8.25	10.9	277	42.0	1,067	19.5	495	497	309	28	12.5	318	75	
295/75R22.5	G	6,175	2,800	110	760	5,675	2,575	110	760	118	54	8.25	11.1	282	41.1	1,044	19.3	490	508	316	28	12.9	328	75	
11R24.5	G	6,610	3,000	105	720	6,005	2,725	105	720	127	58	8.25	10.9	277	44.1	1,120	20.5	521	473	294	28	12.5	318	75	
285/75R24.5	G	6,175	2,800	110	760	5,675	2,575	110	760	125	57	8.25	11.1	282	42.3	1,074	19.9	505	493	306	28	12.5	318	75	

LONG HAUL TIRES

SmartWay®
Verified



Armorsteel® LHD®

Kelly's Best Long Haul Drive Tire for Fuel Efficiency and Miles to Removal


- Proven tread compounds balance fuel economy and mileage
- Closed shoulder tread design balances fuel economy and miles to removal
- Steel belt casing helps provide retreadability or resale value

Competitive Replacements

Cooper Pro Series LHD
Dayton D610D
Uniroyal LD10

Tire Size	Load Range	Single Load		Single Inflation		Dual Load		Dual Inflation		Weight		Rim Width		Overall Width		Overall Diameter		Static Radius		RPM	RPK	Tread Depth 32nds	Min. Dual Spacing		Speed Rating
		lbs	kg	psi	kpa	lbs	kg	psi	kpa	lbs	kg	in	in	mm	in	mm	in	mm	in				mm	in	
TUBELESS TIRES ON 15" DROP CENTER RIMS																									
295/75R22.5	G	6,175	2,800	110	760	5,675	2,575	110	760	119	54							19.3	490	510	317	26	12.9	328	75

SmartWay®
Verified



Armorsteel® LHT®

Kelly's Best Trailer Tire for High Miles to Removal and Fuel Efficiency


- Proven tread compounds balance fuel economy and mileage (SmartWay Verified)
- Mono-groove tread design helps provide long miles to removal and even wear
- Steel belt casing helps provide retreadability and resale value

Competitive Replacements

Cooper Pro Series LHT
Dayton D410T
Uniroyal LT40

Tire Size	Load Range	Single Load		Single Inflation		Dual Load		Dual Inflation		Weight		Rim Width		Overall Width		Overall Diameter		Static Radius		RPM	RPK	Tread Depth 32nds	Min. Dual Spacing		Speed Rating
		lbs	kg	psi	kpa	lbs	kg	psi	kpa	lbs	kg	in	in	mm	in	mm	in	mm	in				mm	in	
TUBELESS TIRES ON 15" DROP CENTER RIMS																									
11R22.5	G	6,175	2,800	105	720	5,840	2,650	105	720	103	47							19.2	488	499	310	13	12.5	318	75
295/75R22.5	G	6,175	2,800	110	760	5,675	2,575	110	760	98	45	8.25	11.1	282	40.1	1,019	18.7	475	515	320	13	12.9	328	75	
11R24.5	G	6,610	3,000	105	720	6,005	2,725	105	720	111	50							20.2	513	476	296	13	12.5	318	75
285/75R24.5	G	6,175	2,800	110	760	5,675	2,575	110	760	105	47							19.3	490	499	310	13	12.5	318	75

REGIONAL TIRES



● Recommended ● Optional

Armorsteel® KRH®


Kelly's Best All-Position Tire for Long Miles to Removal in Regional and Urban Applications

- Proven tread compounds balance fuel economy and mileage
- Solid 5-rib tread design helps provide long miles to removal
- Steel belt casing helps provide excellent retreadability through multiple retread cycles

Competitive Replacements

Cooper Work Series RHA
Dayton D520S
Uniroyal RS20

Tire Size	Load Range	Single Load		Single Inflation		Dual Load		Dual Inflation		Weight		Rim Width		Overall Width		Overall Diameter		Static Radius		RPM	RPK	Tread Depth 32nds	Min. Dual Spacing		Speed Rating
		lbs	kg	psi	kpa	lbs	kg	psi	kpa	lbs	kg	in	mm	in	mm	in	mm	in	mm						
TUBELESS TIRES ON 15" DROP CENTER RIMS																									
11R22.5	H	6,610	3,000	120	830	6,005	2,725	120	830	119	54	8.25	10.9	277	41.5	1,054	19.4	493	501	311	20	12.5	318	75	
295/75R22.5	G	6,175	2,800	110	760	5,675	2,575	110	760	110	50	8.25	11.1	282	40.4	1,026	18.9	480	514	319	20	12.9	328	75	
11R24.5	H	7,160	3,250	120	830	6,610	3,000	120	830	129	58	8.25	11.0	279	43.5	1,105	20.3	516	478	297	20	12.5	318	75	



Armorsteel® KDM I®

Kelly's Best All-Around Drive Tire for Regional Applications

- Proven tread compounds balance fuel economy and mileage
- Deep 26/32" open shoulder tread design helps promote excellent traction
- Steel belt casing helps provide excellent retreadability through multiple retread cycles

Competitive Replacements

Cooper Work Series RHD
Dayton D620D
Uniroyal RD30

Tire Size	Load Range	Single Load		Single Inflation		Dual Load		Dual Inflation		Weight		Rim Width		Overall Width		Overall Diameter		Static Radius		RPM	RPK	Tread Depth 32nds	Min. Dual Spacing		Speed Rating
		lbs	kg	psi	kpa	lbs	kg	psi	kpa	lbs	kg	in	mm	in	mm	in	mm	in	mm						
TUBELESS TIRES ON 15" DROP CENTER RIMS																									
11R22.5	H	6,610	3,000	120	830	6,005	2,725	120	830	121	55	8.25	11.0	279	42.1	1,069	19.6	498	496	308	26	12.5	318	75	
295/75R22.5	G	6,175	2,800	110	760	5,675	2,575	110	760	121	55	8.25	11.3	287	40.9	1,039	19.2	488	510	317	26	12.9	328	75	
11R24.5	H	7,160	3,250	120	830	6,610	3,000	120	830	138	63	8.25	11.0	279	44.1	1,120	20.5	521	473	294	26	12.5	318	75	

URBAN/CITY SERVICE TIRES



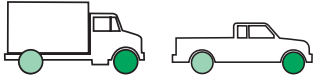
Armorsteel® RSA® ULT

Kelly's Best 19.5" Regional and Urban All-Position Tire for Long Miles to Removal

- Proven tread compounds balance fuel economy and mileage
- Solid 5-rib tread design helps provide long miles to removal
- Stone protectors and steel belt casing help resist stone drilling and increase retreadability

Competitive Replacements

Dayton D520S
Uniroyal RS20



● Recommended ● Optional

Tire Size	Load Range	Single Load		Single Inflation		Dual Load		Dual Inflation		Weight		Rim Width		Overall Width		Overall Diameter		Static Radius		RPM	RPK	Tread Depth 32nds	Min. Dual Spacing		Speed Rating
		lbs	kg	psi	kpa	lbs	kg	psi	kpa	lbs	kg	in	in	mm	in	mm	in	mm	in				mm		
TUBELESS TIRES ON 15" DROP CENTER RIMS																									
225/70R19.5	G	3,970	1,800	110	760	3,750	1,700	110	760	62	28	6.75	8.7	221	32.4	823	15.2	386	636	395	16	10.0	254	75	
245/70R19.5	G	4,540	2,060	110	760	4,410	2,000	110	760	74	33	6.75	9.5	241	33.5	851	15.6	396	615	382	16	10.7	272	75	



Armorsteel® RSD® ULT

Kelly's Best 19.5" Regional and Urban Drive Tire for Long Miles to Removal

- Proven tread compounds balance fuel economy and mileage
- More than 400 molded biting edges in the tread enhance traction on wet roads
- Steel belt casing helps provide excellent retreadability through multiple retread cycles


Competitive Replacements

Dayton D630D
Uniroyal RD30



Tire Size	Load Range	Single Load		Single Inflation		Dual Load		Dual Inflation		Weight		Rim Width		Overall Width		Overall Diameter		Static Radius		RPM	RPK	Tread Depth 32nds	Min. Dual Spacing		Speed Rating
		lbs	kg	psi	kpa	lbs	kg	psi	kpa	lbs	kg	in	in	mm	in	mm	in	mm	in				mm		
TUBELESS TIRES ON 15" DROP CENTER RIMS																									
225/70R19.5	G	3,970	1,800	110	760	3,750	1,700	110	760	64	29	6.75	8.7	221	32.5	826	15.3	389	639	397	19	10.0	254	75	
245/70R19.5	G	4,540	2,060	110	760	4,410	2,000	110	760	72	33	6.75	9.6	244	33.5	851	15.6	396	620	385	20	11.0	279	75	

MIXED SERVICE TIRES



● Recommended ● Optional

Armorsteel® MSA®


Kelly's Best Mixed Service All-Position Tire for Long Miles to Removal in On- and Off-road Applications

- Proven mixed service compounds balance miles to removal and cut/chip resistance
- Proven tread pattern with 20/32" tread depth balances on- and off-road traction and miles to removal
- Steel belt casing helps provide excellent retreadability through multiple retread cycles

Competitive Replacements

Cooper Severe Series MSA
Dayton D630M
Uniroyal HS50

Tire Size	Load Range	Single Load		Single Inflation		Dual Load		Dual Inflation		Weight		Rim Width		Overall Width		Overall Diameter		Static Radius		RPM	RPK	Tread Depth 32nds	Min. Dual Spacing		Speed Rating
		lbs	kg	psi	kpa	lbs	kg	psi	kpa	lbs	kg	in	in	mm	in	mm	in	mm	in				mm		
TUBELESS TIRES ON 15" DROP CENTER RIMS																									
11R22.5	H	6,610	3,000	120	830	6,005	2,725	120	830	117	53	8.25	11.0	279	41.5	1,054	19.6	498	497	309	20	12.5	318	68	
11R24.5	H	7,160	3,250	120	830	6,610	3,000	120	830	125	57	8.25	11.2	284	43.5	1,105	20.4	518	478	297	20	12.5	318	68	



Armorsteel® MSD®

Kelly's Best Mixed Service Drive Tire for Long Miles to Removal in On- and Off-road Applications

- Proven mixed service compounds balance miles to removal and cut/chip resistance
- Deep open-shoulder tread design helps improve off-road traction
- Steel belt casing helps provide excellent retreadability through multiple retread cycles

Competitive Replacements

Cooper Severe Series MSD
Dayton D640M
Uniroyal HD60

Tire Size	Load Range	Single Load		Single Inflation		Dual Load		Dual Inflation		Weight		Rim Width		Overall Width		Overall Diameter		Static Radius		RPM	RPK	Tread Depth 32nds	Min. Dual Spacing		Speed Rating
		lbs	kg	psi	kpa	lbs	kg	psi	kpa	lbs	kg	in	in	mm	in	mm	in	mm	in				mm		
TUBELESS TIRES ON 15" DROP CENTER RIMS																									
11R22.5	H	6,610	3,000	120	830	6,005	2,725	120	830	126	57	8.25	10.9	277	42.0	1067	19.8	503	495	308	28	12.5	318	68	
11R24.5	H	7,160	3,250	120	830	6,610	3,000	120	830	137	62	8.25	10.9	277	44.0	1118	20.4	518	477	296	28	12.5	318	68	

LIMITED WARRANTY

United States and Canada

WHO IS ELIGIBLE FOR WARRANTY COVERAGE?

You are eligible for the benefits of this limited warranty if you meet all of the following criteria:

- You are the owner or authorized agent of the owner of new Kelly® medium radial truck tires.
- Your tires bear Department of Transportation (DOT) prescribed tire identification numbers and are not branded “NA” (Not Adjustable).
- Your Kelly medium radial truck tires have been used only on the vehicle on which they were originally installed according to the vehicle manufacturer’s or Kelly’s recommendations.
- Your tires were purchased on or after January 1, 2013.

WHAT IS COVERED AND FOR HOW LONG?

1. FREE TIRE REPLACEMENT – Kelly medium radial truck tires covered by this warranty that become unserviceable due to a covered warranty condition during the first 2/32" (inch) treadwear or 12 months from date of purchase, whichever comes first, will be replaced with a comparable new Kelly medium radial truck tire without charge. You pay only for the mounting and balancing. (Without proof of purchase, date of manufacture will be used to determine eligibility.)

2. PRORATED TIRE REPLACEMENT – Tires worn beyond the first 2/32" (inch) treadwear that become unserviceable due to a covered warranty condition will be replaced on a prorated basis. You are responsible for mounting, balancing and any additional services you order at the time of adjustment, as well as any taxes and government-mandated charges.

HOW WILL THE PRORATED CHARGES BE CALCULATED?

The replacement price will be calculated by multiplying the current Kelly advertised selling price, at the adjustment location, by the percentage of usable original tread that has been worn off at the time of adjustment. You pay for mounting, balancing, an amount equal to the full current Federal Excise Tax (U.S. only) and any other applicable taxes for the comparable new Kelly replacement tire as well as any government-mandated charges.

EXAMPLE:

If your disabled tire had an original 16/32" (inch) of usable tread depth and is worn to 8/32" (inch) of usable tread remaining, you have used 50% and therefore must pay 50% of the advertised selling price of a comparable tire, plus an amount equal to the full current Federal Excise Tax (U.S. only) applicable to the comparable new replacement tire at the time of adjustment. If the price of the comparable tire is \$400.00, the cost to you would be \$200.00, plus Federal Excise Tax (U.S. only), mounting, balancing, any other applicable taxes and government-mandated charges.

$\frac{\text{Amount Of Tread Used}}{\text{Original Tread}}$	X	Value Of Comparable Tire	=	Prorated Price Of New Tire
---	---	--------------------------	---	----------------------------

(Plus FET [U.S. only], other applicable taxes, government-mandated charges and mounting and balancing.)

WHAT IS A COMPARABLE TIRE?

A “comparable” new Kelly medium radial truck tire may be either the same line of tire or, in the event that the same tire is not available, a tire of the same basic construction and quality with a different sidewall or tread configuration. If a higher-priced tire is accepted as replacement, the difference in price will be at an additional charge to you.

Any replacement tire provided pursuant to this warranty will be covered by the Kelly warranty in effect at the time of replacement.

WHAT IS NOT COVERED UNDER THIS LIMITED WARRANTY?

- Wear conditions or tire damage due to road hazards (including punctures, cuts, snags, impact breaks, etc.), wreck, collision, fire, fast wear, irregular wear, heel and toe wear or other wear conditions.
- Improper inflation, overloading, high-speed spinup, misapplication, misuse, negligence, racing, chain damage or improper mounting or demounting.
- Mechanical condition of the vehicle.
- Chip/chunk conditions on tires intended for highway service.
- Ride disturbance after the first 2/32" (inch) treadwear or due to damaged wheels or any vehicle condition.
- Any tire intentionally altered after leaving a factory producing Kelly tires to change its appearance (example: white inlay on a black tire).
- Tires with weather cracking which were purchased more than four (4) years prior to presentation for adjustment. If you have no proof of purchase date, tires manufactured four (4) or more years prior to presentation are not covered.
- Material added to a tire after leaving a factory producing Kelly tires (examples: tire fillers, sealants or balancing substances). If the added material is the cause of the tire being removed from service, the tire will not be adjusted.
- Tires removed from service due to improper repairs.
- Loss of time, inconvenience, loss of use of vehicle, incidental or consequential damage.

Note: Some states or provinces do not allow the exclusion or limitation of incidental or consequential damages, so the above limitations or exclusions may not apply to you.

This limited warranty is applicable only in the U.S. and Canada.

WHAT IS THE RADIAL MEDIUM TRUCK TIRE CASING PROVISION?

Kelly medium radial truck tires will be warranted for covered conditions through the first retread for a period of four (4) years from the date of the casing DOT serial number or proof of purchase if available. If retreaded by a Goodyear® Authorized Retreader, casings will be warranted for covered conditions for an unlimited number of retreads for a period of four (4) years from the date of the casing DOT serial number or proof of purchase, if available. Casing values are based on the predetermined casing value at the time of adjustment. See your servicing Dealer for these values.

HOW DO YOU KNOW WHEN YOUR TIRES WERE MANUFACTURED?

Tires with a DOT number ending with 1811 or greater were manufactured after 05/01/2011 (1811 refers to the 1st week of May 2011). These tires are covered under the provisions of this warranty.

WHEN DOES THE WARRANTY END?

Kelly medium radial truck tires have delivered the full original tread life and the new tire coverage of this warranty ends when the treadwear indicators become visible or four (4) years from the date of original tire manufacture or new tire purchase date (whichever occurs first). Without proof of purchase, date of manufacture will be used to determine eligibility. Casings may continue to be warranted beyond the new tire coverage. Please refer to the “WHAT IS THE RADIAL MEDIUM TRUCK TIRE CASING PROVISION?” section for warranty details on casings.

HOW DO YOU OBTAIN AN ADJUSTMENT?

- A. You must present the tire to be adjusted to an authorized Kelly Commercial Tire Retailer. Please consult your telephone directory or kellytires.com/truck for locations. Tires replaced on an adjustment basis become the property of The Goodyear Tire & Rubber Company or Goodyear Canada Inc.
- B. You must pay for taxes or any additional service you order at the time of adjustment.
- C. No claim will be recognized unless submitted on a Kelly claim form (supplied by a Kelly Commercial Tire Retailer) that is completely filled out and signed by you, the owner of the tire presented for adjustment, or your authorized agent.

WHAT ARE YOUR LEGAL RIGHTS?

This warranty gives you specific legal rights, and you may also have other rights that vary from state to state and province to province. Note: No Representative or Dealer has authority to make any representation, promise or agreement on behalf of Kelly except as stated herein.

Any tire, no matter how well constructed, may fail in service or otherwise become unserviceable due to conditions beyond the control of the manufacturer. Under no circumstances is this warranty a representation that a tire failure cannot occur.

DISCLAIMER: THIS WARRANTY IS IN LIEU OF, AND GOODYEAR HEREBY DISCLAIMS, ANY AND ALL OTHER WARRANTIES AND REPRESENTATIONS, EXPRESS OR IMPLIED, INCLUDING WITHOUT LIMITATION ANY WARRANTY OF MERCHANTABILITY OR FITNESS FOR A PARTICULAR PURPOSE, AND NO OTHER WARRANTY OR REPRESENTATION OF ANY KIND IS MADE BY GOODYEAR OR SHALL BE IMPLIED BY LAW.

LIMITATION OF DAMAGES: IN NO EVENT AND UNDER NO CIRCUMSTANCE SHALL GOODYEAR BE LIABLE TO THE BUYER FOR ANY INDIRECT, SPECIAL, INCIDENTAL, CONSEQUENTIAL, LOST PROFIT, LOSS OF BUSINESS, LOSS OF GOODWILL OR REPUTATION, PUNITIVE OR OTHER DAMAGE, COST (INCLUDING FOR REPLACEMENT TRANSPORTATION), EXPENSE OR LOSS OF ANY KIND. SOME STATES AND PROVINCES DO NOT ALLOW THE EXCLUSION OR LIMITATION OF INCIDENTAL OR CONSEQUENTIAL DAMAGES, SO THE ABOVE LIMITATION OR EXCLUSION MAY NOT APPLY TO YOU.

SAFETY WARNINGS

Property damage, serious injury or death may result from:

- **TIRE FAILURE DUE TO UNDERINFLATION/OVERLOADING/MISAPPLICATION.** Follow the vehicle owner’s manual or tire placard in the vehicle.
- **TIRE FAILURE DUE TO IMPACT DAMAGE/IMPROPER MAINTENANCE.** Tires should be inspected regularly by a qualified technician for signs of damage, such as punctures or impacts.
- **TIRE FAILURE DUE TO IMPROPER REPAIRS.** See Rubber Manufacturers Association (RMA) established repair procedures at www.rma.org and/or go to www.goodyear.com/truck for information on proper repair procedures.
- **EXPLOSION OF TIRE/RIM ASSEMBLY DUE TO IMPROPER MOUNTING.** Only specially trained persons should mount tires. When mounting tires, use safety cage and clip-on extension air hose to inflate.
- **FAILURE TO MOUNT RADIAL TIRES ON APPROVED RIMS.**
- **FAILURE TO DEFLATE SINGLE OR DUAL ASSEMBLIES COMPLETELY BEFORE DEMOUNTING.**
- **TIRE SPINNING.** On slippery surfaces such as snow, mud, ice, etc., do not spin tires in excess of 35 mph (56 kph), as indicated on the speedometer.
- **EXCESSIVE WHEEL SPINNING.** This can also result in tire disintegration or axle failure.

FOR SERVICE ASSISTANCE OR INFORMATION:

1. First contact the nearest Authorized Kelly Commercial Tire Retailer.
2. If additional assistance is required:

- In the U.S., write to –
Kelly Customer Assistance Center
Department 728
200 Innovation Way
Akron, OH 44316

- In Canada, write to –
Kelly Customer Assistance Center
450 Kipling Avenue
Toronto, Ont. M8Z 5E1



For fast and reliable 24/7 roadside service, call 1-866-FleetHQ.

www.kellytires.com/truck