

2024 HANKOOK TIRE

# PRODUCT CATALOG

Passenger and Light Truck Tires

United States of America



2024 HANKOOK PRODUCT CATALOG

4000-1223-01







# Contents

## iON

iON evo AS   IH01, IH01A .....	4
iON evo   IK01, IK01A .....	6
iON i*cept   IW01, IW01A .....	8

## Ventus

Ventus V12 evo <sup>2</sup>   K120 .....	12
Ventus S1 AS   H125 .....	14
Ventus V2 concept <sup>2</sup>   H457 .....	18
Ventus S1 evo Z AS X   H129A .....	20
Ventus ST   RH06 .....	22
Ventus AS   RH07 .....	22

## Kinergy

Kinergy XP   H446 .....	26
Kinergy GT   H436 .....	28
Kinergy GT Runflat   H436B .....	28
Kinergy PT   H737 .....	32
Kinergy ST   H735 .....	34
Kinergy 4S <sup>2</sup>   H750, H750A .....	38

## Dynapro

Dynapro HPX   RA43 .....	42
Dynapro HT   RH12 .....	44
Dynapro AT2 Xtreme   RF12 .....	48
Dynapro XT   RC10 .....	52
Dynapro MT2   RT05 .....	54

## Vantra

Vantra Trailer   ST01/TH31 .....	58
Vantra LT   RA18 .....	60

## Winter

Winter i*cept evo <sup>3</sup>   W330, W330A .....	64
Winter i*cept IZ <sup>3</sup>   W636, W636A .....	68
Winter i*Pike RS <sup>2</sup>   W429, W429A .....	70
i*Pike RW11   RW11 .....	74
i*Pike LT   RW09 .....	74

## Original Equipment

Ventus S1 evo <sup>3</sup> ev   K127E .....	77
Kinergy AS X ev   EH01A .....	77
Ventus S1 evo Z   K129 .....	77
Ventus S1 evo SUV   K137A .....	78
Ventus S1 evo <sup>3</sup>   K127 .....	78
Ventus S1 evo <sup>3</sup> Runflat   K127B .....	78
Ventus S1 evo <sup>3</sup> SUV   K127A .....	79
Ventus S1 evo <sup>3</sup> SUV Runflat   K127C .....	79
Ventus S1 evo <sup>2</sup>   K117 .....	80
Ventus S1 evo <sup>2</sup> Runflat   K117B .....	80
Ventus S1 evo <sup>2</sup> SUV   K117A .....	81
Ventus S1 evo <sup>2</sup> SUV Runflat   K117C .....	81
Ventus S1 evo Z AS   H129 .....	81
Ventus S1 noble <sup>2</sup>   H452 .....	82
Ventus S1 noble <sup>2</sup> Runflat   H452B .....	82
Ventus S2 AS   H462 .....	83
Ventus V4 ES   H105 .....	83
Ventus Prime <sup>3</sup>   K125 .....	83
Ventus Prime <sup>3</sup> Runflat   K125B .....	83
Kinergy eco <sup>2</sup>   K435 .....	84
Optimo H426   H426 .....	84
Optimo H426B   H426B .....	84
Optimo H428   H428 .....	84
Dynapro HP2   RA33 .....	85
Dynapro AT2   RF11 .....	85
Dynapro AT-M   RF10 .....	86
Winter i*cept evo <sup>2</sup>   W320 .....	86
Winter i*cept evo <sup>2</sup> SUV   W320A .....	86
Winter i*cept evo <sup>3</sup> X   W330A .....	86

For complete warranty details, please visit :  
<https://www.hankooktire.com/us/en/help-support/warranty/tire-warranty.html>  
 and see the Replacement Warranty section  
 Or you can scan this QR code to go directly to the page:



Consumers may request, free of charge, a hard copy of the warranty by contacting the Hankook Technical Department at:  
**1-800-Hankook, option 1**  
 or by writing to:  
**Hankook Tire America Corp.**  
**Attn: Technical Services**  
**333 Commerce Street, Suite 600**  
**Nashville, TN 37201**

The data in this booklet can be changed by the manufacturer without prior notice.





## *ION*

iON is the first tire brand in the world with a complete line-up exclusively for electric vehicles. These tires bring out the best in high-quality electric vehicles to maximize driving performance.

iON evo AS | *IH01*

iON evo SUV AS SUV | *IH01A*

iON evo | *IK01*

iON evo SUV | *IK01A*

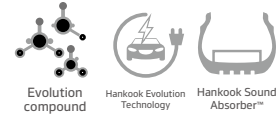
iON i\*cept | *IW01*

iON i\*cept SUV | *IW01A*

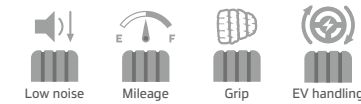




**Technology**



**Performance**



**Warranties**



**Technical profile**

Speed symbol : H, V, W, Y  
 Tread width: 215-295  
 Series : 35-60 Series  
 Inch : 17-22  
 UTQG : 600/A/A  
 Tread design : Symmetrical

**All-Season EV tire**

Hankook's All-Season EV tire tailored specifically for high-end electric vehicles. The iON evo AS SUV (and iON evo AS) is the answer to maintaining class.



iON evo AS | IH01

Inch	S-Code	Size	LI/SS	Sidewall	Rim Width Range	Max. Load		Overall Diameter	Section Width	Tread Depth	Revs/ Mile	Weight	UTQG	Tech	
						psi	lbs								
18	1033208	235/45R18	XL	98W	BSW	7.5-9.0	50	1,653	26.2	9.3	10.0	792	24.4	600/A/A	EV, SOA
	*1034220	225/55R18	XL	102W	BSW	6.0-8.0	50	1,874	27.7	9.4	10.0	749	26.7	600/A/A	EV, SOA
19	1033204	235/40R19	XL	96W	BSW	8.0-9.5	50	1,565	26.2	9.5	10.0	794	22.6	600/A/A	EV, SOA
	1033203	245/45R19	XL	102W	BSW	7.5-9.0	50	1,874	27.6	9.6	10.0	754	27.2	600/A/A	EV, SOA
	*1034368	245/40R19	XL	98Y	BSW	8.0-9.5	50	1,653	26.5	9.7	9.0	784	25.9	600/A/A	EV, SOA
	*1034360	255/40R19	XL	100Y	BSW	8.5-10.0	50	1,764	26.8	10.2	10.0	775	26.2	600/A/A	EV, SOA
20	*1034384	285/40R19	XL	107Y	BSW	9.5-11.0	50	2,149	27.8	11.3	10.0	747	30.6	600/A/A	EV, SOA
	1033206	235/35R20	XL	92Y	BSW	8.0-9.5	50	1,389	26.3	9.5	10.0	791	22.4	600/A/A	EV, SOA
21	*1034367	245/40R20	XL	99W	BSW	8.0-9.5	50	1,709	27.4	9.8	10.0	758	25.4	600/A/A	EV, SOA
	*1034218	255/35R20	XL	97Y	BSW	8.5-10.0	50	1,609	26.8	10.2	10.0	775	25.4	600/A/A	EV, SOA
	*1034216	285/30R20	XL	99Y	BSW	9.5-10.5	50	1,709	26.6	11.4	10.0	782	28.7	600/A/A	EV, SOA
22	1033205	245/35R21	XL	96Y	BSW	8.0-9.5	50	1,565	27.5	9.8	10.0	755	24.4	600/A/A	EV, SOA
	1033207	265/35R21	XL	101Y	BSW	9.0-10.5	50	1,819	28.1	10.6	10.0	740	27.2	600/A/A	EV, SOA
	*1034363	265/40R21	XL	105Y	BSW	9.0-10.5	50	2,309	29.0	10.6	10.0	716	30.4	600/A/A	EV, SOA
	*1034533	295/30R21	XL	102Y	BSW	10.0-11.0	50	1,874	27.8	11.8	10.0	748	31.3	600/A/A	EV, SOA

iON evo AS SUV | IH01A

Inch	S-Code	Size	LI/SS	Sidewall	Rim Width Range	Max. Load		Overall Diameter	Section Width	Tread Depth	Revs/ Mile	Weight	UTQG	Tech	Original Equipment	
						psi	lbs									
17	*1032883	215/50R17	XL	95V	BSW	6.5-7.5	50	1,521	25.4	9.2	10.0	819	22.0	600/A/A	EV, SOA	
18	1033187	225/60R18	XL	104V	BSW	6.0-8.0	50	1,984	28.4	9.4	10.0	730	29.5	600/A/A	EV, SOA	
	1033170	235/60R18	XL	107V	BSW	6.5-8.5	50	2,149	29.2	9.8	10.0	710	32.1	600/A/A	EV, SOA	
19	*1034369	235/55R18	XL	104W	BSW	6.5-8.5	50	1,984	28.2	9.8	10.0	737	29.8	600/A/A	EV, SOA	
	1033186	225/55R19	XL	103V	BSW	6.0-8.0	50	1,929	28.6	9.4	10.0	727	29.6	600/A/A	EV, SOA	
	1033214	235/55R19	XL	105V	BSW	6.5-8.5	50	2,039	29.1	9.8	10.0	713	31.1	600/A/A	EV, SOA	
	1033215	255/45R19	XL	104W	BSW	8.0-9.5	50	1,984	28.0	10.0	10.0	742	30.0	600/A/A	EV, SOA	
	1033164	255/60R19	XL	113V	BSW	7.0-9.0	50	2,535	31.0	10.6	10.0	670	37.5	600/A/A	EV, SOA	
	*1032882	235/50R19	XL	103W	BSW	6.5-8.5	50	1,929	28.2	10.1	10.0	737	29.7	600/A/A	EV, SOA	
	*1034327	255/50R19	XL	101V	BSW	7.0-9.0	50	2,149	29.0	11.1	10.0	715	31.5	600/A/A	EV, SOA	
	*1034362	255/55R19	XL	111Y	BSW	7.0-9.0	50	2,403	30.0	10.7	10.0	693	35.3	600/A/A	EV, SOA	
	20	1033209	235/50R20	XL	104W	BSW	6.5-8.5	50	1,984	29.2	10.1	10.0	712	31.1	600/A/A	EV, SOA
		1033185	245/45R20	XL	103Y	BSW	7.5-9.0	50	1,929	28.5	9.6	10.0	729	30.6	600/A/A	EV, SOA
1033165		255/40R20	XL	101W	BSW	8.5-10.0	50	1,819	27.9	10.2	10.0	743	28.4	600/A/A	EV, SOA	
1033168		255/45R20	XL	105Y	BSW	8.0-9.5	50	2,039	29.0	10.0	10.0	717	31.8	600/A/A	EV, SOA	
1033171		265/45R20	XL	108V	BSW	8.5-10.0	50	2,205	29.2	10.4	10.0	710	33.1	600/A/A	EV, SOA	
1033172		275/45R20	XL	110V	BSW	8.5-10.5	50	2,337	29.6	11.0	10.0	701	34.5	600/A/A	EV, SOA	
1033212		275/50R20	XL	113V	BSW	7.5-9.5	50	2,535	30.9	11.7	10.0	673	36.6	600/A/A	EV, SOA	
*1034219		235/45R20	XL	100W	BSW	7.5-9.0	50	1,764	28.3	9.3	10.0	735	27.6	600/A/A	EV, SOA	
*1034312		235/60R20	XL	108V	BSW	6.5-8.5	50	2,205	31.1	9.6	10.0	668	33.8	600/A/A	EV, SOA	
*1034365		255/50R20	XL	109W	BSW	7.0-9.0	50	2,271	30.0	10.8	10.0	693	34.4	600/A/A	EV, SOA	
21	1033167	235/45R21	XL	101Y	BSW	7.5-9.0	50	1,819	29.1	9.3	10.0	714	29.3	600/A/A	EV, SOA	
	1033702	255/35R21	XL	98W	BSW	8.5-10.0	50	1,653	27.8	10.2	10.0	748	28.6	600/A/A	EV, SOA	
	1033202	255/40R21	XL	102Y	BSW	8.5-10.0	50	1,874	28.9	10.2	10.0	718	29.7	600/A/A	EV, SOA	
	1033704	275/35R21	XL	103W	BSW	9.0-11.0	50	1,929	28.3	10.9	10.0	733	31.6	600/A/A	EV, SOA	
	1033166	285/40R21	XL	109H	BSW	9.5-11.0	50	2,271	29.7	11.3	10.0	699	33.8	600/A/A	EV, SOA	
	1031525	285/45R21	XL	113V	BSW	9.0-10.5	50	2,535	30.9	11.5	9.0	673	37.1	600/A/A	EV, SOA	
	*1034217	255/50R21	XL	109Y	BSW	7.0-9.0	50	2,271	31.0	10.8	10.0	670	35.9	600/A/A	EV, SOA	
	*1034366	265/45R21	XL	108Y	BSW	8.5-10.0	50	2,205	30.2	10.4	10.0	689	34.3	600/A/A	EV, SOA	
	*1034359	275/40R21	XL	107Y	BSW	9.0-11.0	50	2,149	29.5	10.9	10.0	705	32.5	600/A/A	EV, SOA	
	22	1033210	265/35R22	XL	102W	BSW	9.0-10.5	50	1,874	29.1	10.6	10.0	713	30.9	600/A/A	EV, SOA
1033211		285/35R22	XL	106W	BSW	9.5-11.0	50	2,094	29.8	11.3	10.0	697	33.6	600/A/A	EV, SOA	
*1034361		275/40R22	XL	107Y	BSW	9.0-11.0	50	2,149	30.5	10.9	9.0	681	35.4	600/A/A	EV, SOA	

Technical data subject to change without prior notice.

XL : Extra Load BSW : Black Sidewall WSW : White Sidewall OWL : Outlined White Letters RWL : Raised White Letters

Mileage, Road Hazard, and 30 Day Free Trial warranties apply only to replacement tires. Original Equipment tires are excluded.

Tech : Hankook Innovative Technology HRS : Hankook Runflat System SOA : Sound Absorber SEG : Sealguard EV : Electric Vehicle

\* Available Q1 2024



**Technology**



**Performance**



**Warranties**



**Technical profile**

Speed symbol : V, W, Y  
 Tread width: 235-305  
 Series : 30-65 Series  
 Inch : 18-22  
 UTQG : 320/AA/A  
 Tread design : Asymmetrical

**Performance EV Tire**

Specifically tailored for electric vehicles, the iON evo pushes the limits of trade-offs to reach optimum performance.



iON evo | IK01

Inch	S-Code	Size	LI/SS	Sidewall	Rim Width Range	Max. Load		Overall Diameter	Section Width	Tread Depth	Revs/ Mile	Weight	UTQG	Tech	Original Equipment
						psi	lbs								
18	1033445	235/45ZR18 XL	98W	BSW	7.5-9.0	50	1,653	26.1	9.3	8.5	795	23.0	320/AA/A	EV, SOA	
19	1033432	245/45ZR19 XL	102Y	BSW	7.5-9.0	50	1,874	27.5	10.0	8.5	754	26.6	320/AA/A	EV, SOA	
20	1033439	235/35ZR20 XL	92Y	BSW	8.0-9.5	50	1,389	26.3	9.6	8.5	789	22.8	320/AA/A	EV, SOA	
	1033441	245/45ZR20 XL	103Y	BSW	7.5-9.0	50	1,929	28.5	9.7	8.5	729	27.8	320/AA/A	EV, SOA	
	1033437	285/40ZR20 XL	108Y	BSW	9.5-11.0	50	2,205	28.8	11.3	8.5	721	31.3	320/AA/A	EV, SOA	
21	1033440	245/35ZR21 XL	96Y	BSW	8.0-9.5	50	1,565	27.6	9.8	8.5	753	25.0	320/AA/A	EV, SOA	
	1033454	265/35ZR21 XL	101Y	BSW	9.0-10.5	50	1,819	28.1	10.6	8.5	738	27.4	320/AA/A	EV, SOA	
	1033451	305/30ZR21 XL	104Y	BSW	10.5-11.5	50	1,984	28.1	12.2	8.5	740	29.6	320/AA/A	EV, SOA	
	*1032085	245/40R21 XL	100Y	BSW	8.0-9.5	50	1,764	28.7	10.6	8.5	724	28.8	320/A/A	EV, SOA	PORSCHE Taycan (23-'30)
	*1032084	285/35R21 XL	105Y	BSW	9.5-11.0	50	2,039	28.5	12.0	8.0	728	32.8	320/A/A	EV, SOA	PORSCHE Taycan (23-'30)

iON evo SUV | IK01A

Inch	S-Code	Size	LI/SS	Sidewall	Rim Width Range	Max. Load		Overall Diameter	Section Width	Tread Depth	Revs/ Mile	Weight	UTQG	Tech	
						psi	lbs								
18	1033433	235/65R18	XL	110V	BSW	6.5-8.5	50	2,337	29.8	9.5	8.5	697	30.1	320/AA/A	EV, SOA
19	1033452	235/55ZR19	XL	105Y	BSW	6.5-8.5	50	2,039	29.0	9.8	8.5	716	29.5	320/AA/A	EV, SOA
20	1033446	245/50R20	XL	105V	BSW	7.0-8.5	50	2,039	29.5	10.5	8.5	704	30.6	320/AA/A	EV, SOA
	1033434	255/40ZR20	XL	101W	BSW	8.5-10.0	50	1,819	27.9	10.2	8.5	746	27.1	320/AA/A	EV, SOA
	1033453	255/45ZR20	XL	105Y	BSW	8.0-9.5	50	2,039	28.9	10.1	8.5	720	29.3	320/AA/A	EV, SOA
21	1033450	255/35ZR21	XL	98W	BSW	8.5-10.0	50	1,653	27.8	10.2	8.5	746	27.2	320/AA/A	EV, SOA
	1033436	275/35ZR21	XL	103Y	BSW	9.0-11.0	50	1,929	28.4	10.9	8.5	731	28.4	320/AA/A	EV, SOA
22	1033449	255/40R22	XL	103V	BSW	8.5-10.0	50	1,929	29.9	10.2	8.5	696	29.9	320/AA/A	EV, SOA

Technical data subject to change without prior notice.

XL : Extra Load BSW : Black Sidewall WSW : White Sidewall OWL : Outlined White Letters RWL : Raised White Letters

Tech : Hankook Innovative Technology HRS : Hankook Runflat System SOA : Sound Absorber SEG : Sealguard EV : Electric Vehicle

\* Available Q1 2024

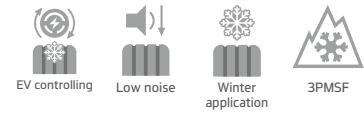




**Technology**



**Performance**



**Warranties**



**Technical profile**

Speed symbol : H, V  
 Tread width: 215-305  
 Series : 30-65  
 Inch : 17-22  
 Tread design : Directional

**Studless Winter EV Tire**

The ION i\*cept pushes the limits of trade-offs to reach optimum performance. The ION i\*cept is specifically tailored for electric vehicles, but also equipped with the best of both worlds.



ION i\*cept | IW01

Inch	S-Code	Size	LI/SS	Sidewall	Rim Width Range	Max. Load		Overall Diameter	Section Width	Tread Depth	Revs/ Mile	Weight	Tech	
						psi	lbs							
18	1033369	215/55R18	SL	95H	BSW	6.0-7.5	51	1,521	27.1	9.2	10.5	767.2	23.5	EV, SOA, 3PMSF
	1033407	235/45R18	XL	98V	BSW	7.5-9.0	50	1,653	26.2	9.3	10.5	793.8	24.4	EV, SOA, 3PMSF
19	1033402	225/55R19	XL	103V	BSW	6.0-8.0	50	1,929	28.7	9.4	10.5	724.8	27.7	EV, SOA, 3PMSF
	1033391	235/40R19	XL	96V	BSW	8.0-9.5	50	1,565	26.1	9.5	10.5	795.2	22.6	EV, SOA, 3PMSF
	1033403	245/45R19	SL	98V	BSW	7.5-9.0	51	1,653	27.5	9.6	10.5	755.1	25.9	EV, SOA, 3PMSF
	1033396	275/45R19	XL	108V	BSW	8.5-10.5	50	2,205	28.7	11.1	10.5	724.8	32.4	EV, SOA, 3PMSF
	1034199	235/50R19	XL	103V	BSW	6.5-8.5	50	1,929	28.2	10.1	10.5	737	29.2	EV, SOA, 3PMSF
20	1034208	245/40R19	XL	98V	BSW	8.0-9.5	50	1,653	26.6	9.8	10.5	782	24.9	EV, SOA, 3PMSF
	1034185	255/40R19	XL	100V	BSW	8.5-10.0	50	1,764	26.6	10.2	10.5	782	25.6	EV, SOA, 3PMSF
	1033405	235/35R20	XL	92V	BSW	8.0-9.5	50	1,389	26.2	9.5	10.5	792.6	23.0	EV, SOA, 3PMSF
	1033401	245/45R20	XL	103V	BSW	7.5-9.0	50	1,929	28.5	9.6	10.5	729.1	29.2	EV, SOA, 3PMSF
	1033400	285/40R20	XL	108V	BSW	9.5-11.0	50	2,205	28.8	11.4	10.5	721.1	33.8	EV, SOA, 3PMSF
21	1034205	245/40R20	XL	99V	BSW	8.0-9.5	50	1,709	27.5	9.8	10.5	755	25.9	EV, SOA, 3PMSF
	1034187	255/35R20	XL	97V	BSW	8.5-10.0	50	1,609	26.5	10.2	10.5	785	25.7	EV, SOA, 3PMSF
	1033395	245/35R21	XL	96V	BSW	8.0-9.5	50	1,565	27.6	9.8	10.5	751.9	26.4	EV, SOA, 3PMSF
	1033406	265/35R21	XL	101V	BSW	9.0-10.5	50	1,819	28.2	10.7	10.5	737.2	28.3	EV, SOA, 3PMSF
	1033404	305/30R21	XL	104V	BSW	10.5-11.5	50	1,984	28.0	12.3	10.5	741.1	32.8	EV, SOA, 3PMSF
22	1034203	265/40R21	XL	105V	BSW	9.0-10.5	50	2,039	29.1	10.7	10.5	714	30.7	EV, SOA, 3PMSF
	1034204	265/35R22	XL	102V	BSW	9.0-10.5	50	1,874	29.1	10.7	10.5	713	29.5	EV, SOA, 3PMSF

ION i\*cept SUV | IW01A

Inch	S-Code	Size	LI/SS	Sidewall	Rim Width Range	Max. Load		Overall Diameter	Section Width	Tread Depth	Revs/ Mile	Weight	Tech	
						psi	lbs							
17	1034193	215/55R17	XL	98V	BSW	6.0-7.5	50	1,653	26.2	9.2	10.5	792	24.4	EV, SOA, 3PMSF
18	1033382	235/60R18	SL	103H	BSW	6.5-8.5	51	1,929	28.9	9.6	10.5	718.7	28.6	EV, SOA, 3PMSF
	1033393	235/65R18	XL	110V	BSW	6.5-8.5	50	2,337	29.8	9.6	10.5	696.9	29.3	EV, SOA, 3PMSF
19	1034197	235/55R18	XL	104V	BSW	6.5-8.5	50	1,984	28.1	9.8	10.5	740	28.7	EV, SOA, 3PMSF
	1033398	235/55R19	XL	105V	BSW	6.5-8.5	50	2,039	28.9	9.8	10.5	719.7	28.5	EV, SOA, 3PMSF
	1033383	255/45R19	XL	104V	BSW	8.0-9.5	50	1,984	27.9	10.0	10.5	743.6	30.9	EV, SOA, 3PMSF
	1033381	255/50R19	XL	107H	BSW	7.0-9.5	50	2,149	28.9	11.0	10.5	717.7	30.6	EV, SOA, 3PMSF
	1033392	255/55R19	XL	111V	BSW	7.0-9.0	50	2,403	29.9	10.7	10.5	694.3	32.4	EV, SOA, 3PMSF
20	1034425	255/60R19	XL	113V	BSW	7.0-9.0	50	2,535	31.0	10.6	10.5	671	35.4	EV, SOA, 3PMSF
	1033390	235/50R20	SL	100V	BSW	6.5-8.5	51	1,764	29.1	10.1	10.5	712.9	29.5	EV, SOA, 3PMSF
	1033389	245/50R20	XL	105V	BSW	7.0-8.5	50	2,039	29.5	10.6	10.5	703.4	30.5	EV, SOA, 3PMSF
	1033387	255/40R20	XL	101V	BSW	8.5-10.0	50	1,819	27.8	10.2	10.5	746.6	27.8	EV, SOA, 3PMSF
	1033399	255/45R20	XL	105V	BSW	8.0-9.5	50	2,039	28.9	10.0	10.5	718.3	32.4	EV, SOA, 3PMSF
	1033375	255/50R20	XL	109H	BSW	7.0-9.0	50	2,271	29.9	11.0	10.5	694.1	32.5	EV, SOA, 3PMSF
	1034200	235/45R20	XL	100V	BSW	7.5-9.0	50	1,764	28.0	9.3	10.5	741	26.9	EV, SOA, 3PMSF
	1034188	235/60R20	XL	108V	BSW	6.5-8.5	50	2,205	31.0	9.6	10.5	669	32.7	EV, SOA, 3PMSF
	1034206	265/45R20	XL	108V	BSW	8.5-10.0	50	2,205	29.1	10.5	10.5	713	33.8	EV, SOA, 3PMSF
	1034207	275/45R20	XL	110V	BSW	8.5-10.5	50	2,337	29.5	11.1	10.5	705	33.7	EV, SOA, 3PMSF
21	1034424	275/50R20	XL	113V	BSW	7.5-9.5	50	2,535	30.6	11.7	10.5	679	37.4	EV, SOA, 3PMSF
	1034184	275/40R21	XL	107V	BSW	9.0-11.0	50	2,149	29.3	10.9	10.5	708	33.4	EV, SOA, 3PMSF
	1034183	285/40R21	XL	109V	BSW	9.5-11.0	50	2,271	29.7	11.3	10.5	699	35.4	EV, SOA, 3PMSF
	1034426	285/45R21	XL	113V	BSW	9.0-10.5	50	2,535	30.9	11.5	10.5	673	37.3	EV, SOA, 3PMSF
	1033384	235/45R21	XL	101V	BSW	7.5-9.0	50	1,819	29.1	9.3	10.5	713.3	28.2	EV, SOA, 3PMSF
	1033385	255/35R21	XL	98V	BSW	8.5-10.0	50	1,653	27.8	10.2	10.5	746.6	27.3	EV, SOA, 3PMSF
	1033397	255/40R21	XL	102V	BSW	8.5-10.0	50	1,874	28.8	10.2	10.5	721.1	29.0	EV, SOA, 3PMSF
	1033371	265/45R21	XL	108H	BSW	8.5-10.0	50	2,205	30.3	10.5	10.5	686.5	34.0	EV, SOA, 3PMSF
22	1033388	275/35R21	XL	103V	BSW	9.0-11.0	50	1,929	28.4	10.9	10.5	732.1	31.0	EV, SOA, 3PMSF
	1033374	255/40R22	XL	103V	BSW	8.5-10.0	50	1,929	29.8	10.2	10.5	696.3	30.2	EV, SOA, 3PMSF
	1033376	265/40R22	XL	106H	BSW	9.0-10.5	50	2,094	30.1	10.7	10.5	689.1	32.3	EV, SOA, 3PMSF
	1034190	275/40R22	XL	107V	BSW	9.0-11.0	50	2,149	30.5	10.9	10.5	680	34.4	EV, SOA, 3PMSF
	1033386	285/35R22	XL	106V	BSW	9.0-10.5	50	2,094	29.7	11.4	10.5	700	34.4	EV, SOA, 3PMSF

Technical data subject to change without prior notice.  
 XL : Extra Load BSW : Black Sidewall WSW : White Sidewall OWL : Outlined White Letters RWL : Raised White Letters  
 Mileage, Road Hazard, and 30 Day Free Trial warranties apply only to replacement tires. Original Equipment tires are excluded.  
 Tech : Hankook Innovative Technology HRS : Hankook Runflat System SOA : Sound Absorber SEG : Sealguard EV : Electric Vehicle





## **ventus**

Ventus is Hankook Tire's high performance tire optimized for pleasant high speed driving and stable in handling. By signing partnerships with global premium brands such as Porsche, Mercedes-Benz, BMW and Audi, Ventus was selected as the official tire of the most prestigious motorsports competition and was recognized globally for its outstanding performance.

ventus V12 evo<sup>2</sup> | *K120*

ventus S1 AS | *H125*

ventus V2 concept<sup>2</sup> | *H457*

ventus S1 evo Z AS X | *H129A*

ventus ST | *RH06*

ventus AS | *RH07*



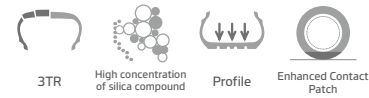
# ventus V12 evo<sup>2</sup>

Ultra-High performance Summer

Ultra-High Performance Summer



## Technology



## Performance



## Warranties



## Technical profile

Speed symbol : W, Y  
Tread width: 205 -325  
Series : 25-55 Series  
Inch : 16-21  
**UTQG : 320/AA/A**  
Tread design : Directional



reddot award 2014  
winner

## Extreme running through advanced technology

A tire designed for drivers who like to express their own style which delivers outstanding performance in sports driving.



Ventus V12 evo<sup>2</sup> | K120

Inch	S-Code	Size	LI/SS	Sidewall	Rim Width Range	Max. Load		Overall Diameter	Section Width	Tread Depth	Revs/Mile	Weight	UTQG	
						psi	lbs							
16	1015379	205/55ZR16	XL	94W	BSW	5.5-7.5	50	1,477	24.7	8.7	10.0	842	19.1	320/AA/A
	1015410	205/45ZR17	XL	88W	BSW	6.5-7.5	50	1,235	24.0	8.4	10.0	865	18.2	320/AA/A
17	1015234	205/50ZR17	XL	93Y	BSW	5.5-7.5	50	1,433	24.9	8.8	10.0	834	19.3	320/AA/A
	1015401	215/45ZR17	XL	91Y	BSW	7.0-8.0	50	1,356	24.4	8.7	10.0	851	19.4	320/AA/A
	1015690	215/50ZR17	XL	95W	BSW	6.0-7.5	50	1,521	25.3	9.4	10.0	821	21.8	320/AA/A
	1015402	225/45ZR17	XL	94Y	BSW	7.0-8.5	50	1,477	24.7	9.2	10.0	840	20.3	320/AA/A
	1015689	225/50ZR17	XL	98Y	BSW	6.0-8.0	50	1,653	25.7	9.7	10.0	809	23.1	320/AA/A
	1015237	235/45ZR17	XL	97Y	BSW	7.5-9.0	50	1,609	25.1	9.6	10.0	827	22.9	320/AA/A
	1015239	245/40ZR17	XL	95Y	BSW	8.0-9.5	50	1,521	24.5	10.1	10.0	848	22.0	320/AA/A
	1015240	245/45ZR17	XL	99Y	BSW	7.5-9.0	50	1,709	25.5	9.9	10.0	814	24.0	320/AA/A
	1015413	255/40ZR17	XL	98Y	BSW	8.5-10.0	50	1,653	24.8	10.6	10.0	837	23.2	320/AA/A
	18	1015242	215/40ZR18	XL	89Y	BSW	7.0-8.5	50	1,279	24.6	8.9	10.0	846	18.8
1015243		215/45ZR18	XL	93Y	BSW	7.0-8.0	50	1,433	25.4	8.7	10.0	817	19.9	320/AA/A
1015414		225/40ZR18	XL	92Y	BSW	7.5-9.0	50	1,389	24.9	9.4	10.0	833	21.9	320/AA/A
1015415		225/45ZR18	XL	95Y	BSW	7.0-8.5	50	1,521	25.7	9.2	10.0	807	22.3	320/AA/A
1015416		235/40ZR18	XL	95Y	BSW	8.0-9.5	50	1,521	25.2	9.8	10.0	825	22.6	320/AA/A
1015247		235/50ZR18	XL	101Y	BSW	6.5-8.5	50	1,819	27.1	10.0	10.0	767	25.9	320/AA/A
1015248		245/35ZR18	XL	92Y	BSW	8.0-9.5	50	1,389	24.6	10.0	10.0	846	21.8	320/AA/A
1015418		245/40ZR18	XL	97Y	BSW	8.0-9.5	50	1,609	25.5	10.1	10.0	815	23.0	320/AA/A
1015250		245/45ZR18	XL	100Y	BSW	7.5-9.0	50	1,764	26.4	9.9	10.0	786	25.2	320/AA/A
1015251		255/35ZR18	XL	94Y	BSW	8.5-10.0	50	1,477	24.8	10.6	10.0	838	21.5	320/AA/A
19	1015252	255/40ZR18	XL	99Y	BSW	8.5-10.0	50	1,709	25.8	10.6	10.0	805	24.2	320/AA/A
	1015253	255/45ZR18	XL	103Y	BSW	8.0-9.5	50	1,929	26.8	10.4	10.0	774	26.0	320/AA/A
	1015417	265/35ZR18	XL	97Y	BSW	9.0-10.5	50	1,609	25.1	11.0	10.0	827	24.3	320/AA/A
	1015255	265/40ZR18	XL	101Y	BSW	9.0-10.5	50	1,819	26.1	11.0	10.0	795	26.1	320/AA/A
	1015256	275/35ZR18	XL	99Y	BSW	9.0-11.0	50	1,709	25.3	11.2	10.0	820	25.4	320/AA/A
	1015257	275/40ZR18	XL	103Y	BSW	9.0-11.0	50	1,929	26.4	11.3	10.0	786	26.9	320/AA/A
	1015258	285/35ZR18	XL	101Y	BSW	9.5-11.0	50	1,819	25.6	11.7	10.0	810	26.1	320/AA/A
	1015281	225/35ZR19	XL	88Y	BSW	7.5-9.0	50	1,235	25.0	9.4	10.0	831	21.8	320/AA/A
	1015282	225/40ZR19	XL	93Y	BSW	7.5-9.0	50	1,433	25.9	9.4	10.0	803	22.2	320/AA/A
	1015283	225/45ZR19	XL	96Y	BSW	7.0-8.5	50	1,565	26.7	9.2	10.0	777	23.3	320/AA/A
20	1015419	235/35ZR19	XL	91Y	BSW	8.0-9.5	50	1,356	25.2	9.8	10.0	823	22.1	320/AA/A
	1015285	245/35ZR19	XL	93Y	BSW	8.0-9.5	50	1,433	25.6	10.0	10.0	813	22.7	320/AA/A
	1015286	245/40ZR19	XL	98Y	BSW	8.0-9.5	50	1,653	26.5	10.1	10.0	784	24.3	320/AA/A
	1015287	245/45ZR19	XL	102Y	BSW	7.5-9.0	50	1,874	27.4	9.9	10.0	757	26.2	320/AA/A
	1015288	255/30ZR19	XL	91Y	BSW	8.5-9.5	50	1,356	24.8	10.9	10.0	836	22.6	320/AA/A
	1015420	255/35ZR19	XL	96Y	BSW	8.5-10.0	50	1,565	25.8	10.5	10.0	805	24.9	320/AA/A
	1015290	255/40ZR19	XL	100Y	BSW	8.5-10.0	50	1,764	26.8	10.6	10.0	775	25.4	320/AA/A
	1015291	255/45ZR19	XL	104Y	BSW	8.0-9.5	50	1,984	27.8	10.4	10.0	746	27.3	320/AA/A
	1015292	265/30ZR19	XL	93Y	BSW	9.0-10.0	50	1,433	25.1	10.9	10.0	828	23.5	320/AA/A
	1015293	265/35ZR19	XL	98Y	BSW	9.0-10.5	50	1,653	26.1	11.0	10.0	796	25.4	320/AA/A
21	1015294	275/30ZR19	XL	96Y	BSW	9.0-10.0	50	1,565	25.3	11.5	10.0	820	25.1	320/AA/A
	1015295	275/35ZR19	XL	100Y	BSW	9.0-11.0	50	1,764	26.3	11.2	10.0	789	26.5	320/AA/A
	1015296	275/40ZR19	XL	105Y	BSW	9.0-11.0	50	2,039	27.4	11.3	10.0	757	28.1	320/AA/A
	1015297	285/30ZR19	XL	98Y	BSW	9.5-10.5	50	1,653	25.6	12.0	10.0	813	26.1	320/AA/A
	1015298	285/35ZR19	XL	103Y	BSW	9.5-11.0	50	1,929	26.7	11.7	10.0	779	27.2	320/AA/A
	1015299	295/30ZR19	XL	100Y	BSW	10.0-11.0	50	1,764	25.8	12.3	10.0	805	27.2	320/AA/A
	1015300	305/30ZR19	XL	102Y	BSW	10.5-11.5	50	1,874	26.0	12.6	10.0	798	28.4	320/AA/A
	1015301	325/30ZR19	XL	105Y	BSW	11.0-12.0	50	2,039	26.5	13.7	10.0	784	30.7	320/AA/A
	1015364	245/30ZR20	XL	90Y	BSW	8.0-9.0	50	1,323	25.7	10.2	10.0	807	23.9	320/AA/A
	1015365	245/35ZR20	XL	95Y	BSW	8.0-9.5	50	1,521	26.6	10.0	10.0	782	24.0	320/AA/A
22	1015366	245/40ZR20	XL	99Y	BSW	8.0-9.5	50	1,709	27.5	10.1	10.0	755	25.3	320/AA/A
	1015367	245/45ZR20	XL	103Y	BSW	7.5-9.0	50	1,929	28.4	9.9	10.0	730	27.1	320/AA/A
	1015368	255/30ZR20	XL	92Y	BSW	8.5-9.5	50	1,389	25.8	10.9	10.0	804	24.2	320/AA/A
	1015369	255/35ZR20	XL	97Y	BSW	8.5-10.0	50	1,609	26.8	10.5	10.0	775	25.3	320/AA/A
	1015370	255/45ZR20	XL	105Y	BSW	8.0-9.5	50	2,039	28.8	10.4	10.0	720	28.4	320/AA/A
	1015371	275/30ZR20	XL	97Y	BSW	9.0-10.0	50	1,609	26.3	11.5	10.0	789	25.9	320/AA/A
	1015372	275/35ZR20	XL	102Y	BSW	9.0-11.0	50	1,874	27.3	11.2	10.0	760	27.6	320/AA/A
	1017382	275/40ZR20	XL	106Y	BSW	9.0-11.0	50	2,094	28.4	11.3	10.0	730	29.3	320/AA/A
	1015373	285/30ZR20	XL	99Y	BSW	9.5-10.5	50	1,709	26.6	12.0	10.0	782	27.3	320/AA/A
	1015374	305/25ZR20	XL	97Y	BSW	10.5-11.5	50	1,609	25.8	12.9	10.0	804	28.8	320/AA/A
23	1015375	245/35ZR21	XL	96Y	BSW	8.0-9.5	50	1,565	27.5	10.0	10.0	754	25.0	320/AA/A
	1015758	275/30ZR21	XL	98Y	BSW	9.0-10.0	50	1,653	27.3	11.5	10.0	760	26.6	320/AA/A

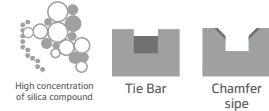
Technical data subject to change without prior notice.

XL : Extra Load BSW : Black Sidewall WSW : White Sidewall OWL : Outlined White Letters RWL : Raised White Letters

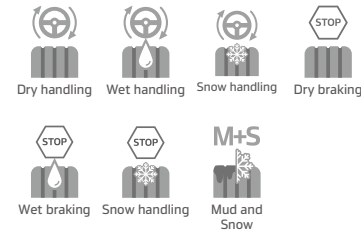




### Technology



### Performance



### Warranties



### Technical profile

Speed symbol : H, V, W, Y  
 Tread width: 205-315  
 Series : 30-55 Series  
 Inch : 16-22  
**UTQG : 560/AA/A \*RE Only**  
 Tread design : Asymmetrical

The ideal for year-round Sport Performance all conditions  
 Ventus S1 AS provides enhanced driving throughout the winter and exceptional traction in both wet and dry conditions.



### Ventus S1 AS | H125

Inch	S-Code	Size	LI/SS	Sidewall	Rim Width Range	Max. Load		Overall Diameter	Section Width	Tread Depth	Revs/ Mile	Weight	UTQG	Original Equipment	Tech
						psi	lbs								
<b>16</b>	1028504	205/55ZR16	SL	91W	BSW	5.5-7.5	51	1,356	24.7	8.7	10.0	841	19.2	560/AA/A	
<b>17</b>	1028505	205/50ZR17	XL	93W	BSW	5.5-7.5	50	1,433	24.9	8.9	10.0	833	19.7	560/AA/A	
	1028506	215/45ZR17	XL	91W	BSW	7.0-8.0	50	1,356	24.5	8.7	10.0	848	19.0	560/AA/A	
	1028507	215/50ZR17	XL	95W	BSW	6.0-7.5	50	1,521	25.3	9.2	10.0	820	21.5	560/AA/A	
	1026066	215/55ZR17	SL	94W	BSW	6.0-7.5	51	1,477	26.1	9.1	10.0	795	22.1	560/AA/A	
	1028508	225/45ZR17	XL	94Y	BSW	7.0-8.5	50	1,477	24.8	9.2	10.0	839	20.6	560/AA/A	
	1028509	225/50ZR17	XL	98W	BSW	6.0-8.0	50	1,653	25.7	9.6	10.0	808	22.7	560/AA/A	
	1028510	225/55ZR17	SL	97W	BSW	6.0-8.0	51	1,609	26.5	9.3	10.0	783	23.6	560/AA/A	
	1028656	235/45ZR17	XL	97W	BSW	7.5-9.0	50	1,609	25.2	9.6	10.0	826	22.8	560/AA/A	
	1028512	235/50ZR17	SL	96W	BSW	6.5-8.5	51	1,565	26.1	10.1	10.0	797	23.6	560/AA/A	
	1028513	235/55ZR17	SL	99W	BSW	6.5-8.5	51	1,709	26.9	9.9	10.0	771	24.8	560/AA/A	
	1028514	245/40ZR17	SL	91W	BSW	8.0-9.5	51	1,356	24.6	10.1	10.0	845	21.1	560/AA/A	
	1028515	245/45ZR17	XL	99Y	BSW	7.5-9.0	50	1,709	25.5	9.9	10.0	815	23.7	560/AA/A	
<b>18</b>	1028516	215/40ZR18	XL	89Y	BSW	7.0-8.5	50	1,279	24.6	8.9	10.0	844	19.5	560/AA/A	
	1028517	215/45ZR18	XL	93Y	BSW	7.0-8.0	50	1,433	25.5	8.7	10.0	815	20.6	560/AA/A	
	1028518	225/40ZR18	XL	92Y	BSW	7.5-9.0	50	1,389	24.9	9.4	10.0	833	22.3	560/AA/A	
	1028519	225/45ZR18	XL	95Y	BSW	7.0-8.5	50	1,521	25.7	9.2	10.0	807	22.3	560/AA/A	
	1028520	225/50ZR18	SL	95W	BSW	6.0-8.0	51	1,521	26.7	9.6	10.0	778	23.3	560/AA/A	
	1026893	225/55R18	XL	102H	BSW	6.0-8.0	50	1,874	27.8	10.0	9.5	747	26.5	620/A/A	BMW X1 ('22-'26)
	1028522	235/40ZR18	XL	95Y	BSW	8.0-9.5	50	1,521	25.2	9.8	10.0	823	22.7	560/AA/A	
	1028880	235/40R18	SL	91W	BSW	8.0-9.5	51	1,356	25.1	9.9	9.0	826	24.4	560/A/A	HYUNDAI Elantra N line ('20-'26) SOA
	1028523	235/45ZR18	XL	98W	BSW	7.5-9.0	50	1,653	26.1	9.6	10.0	794	24.0	560/AA/A	
	1030060	235/45R18	XL	98V	BSW	7.5-9.0	50	1,653	26.4	10.0	8.5	788	24.5	560/A/A	TESLA Model 3 ('21-'27) EV, SOA
	1028524	235/50ZR18	SL	97W	BSW	6.5-8.5	51	1,609	27.0	10.0	10.0	768	24.8	560/AA/A	
	1028526	245/35ZR18	XL	92Y	BSW	8.0-9.5	50	1,389	24.6	10.1	10.0	844	21.9	560/AA/A	
	1028527	245/40ZR18	XL	97Y	BSW	8.0-9.5	50	1,609	25.6	9.9	10.0	812	24.1	560/AA/A	
	1026065	245/45ZR18	XL	100Y	BSW	7.5-9.0	50	1,764	26.5	9.9	10.0	783	26.0	560/AA/A	
	1028528	245/50ZR18	SL	100W	BSW	7.0-8.5	51	1,764	27.4	10.5	10.0	757	26.4	560/AA/A	
	1028529	245/55ZR18	SL	103W	BSW	7.0-8.5	51	1,929	28.3	10.4	10.0	733	29.2	560/AA/A	
	1028530	255/35ZR18	XL	94Y	BSW	8.5-10.0	50	1,477	24.8	10.6	10.0	836	22.9	560/AA/A	
	1028531	255/40ZR18	XL	99Y	BSW	8.5-10.0	50	1,709	25.8	10.6	10.0	804	25.0	560/AA/A	
	1028532	255/45ZR18	SL	99W	BSW	8.0-9.5	51	1,709	26.9	10.4	10.0	774	25.7	560/AA/A	
	1028533	265/35ZR18	XL	97Y	BSW	9.0-10.5	50	1,609	25.2	11.1	10.0	826	24.5	560/AA/A	
	1028534	265/40ZR18	XL	101Y	BSW	9.0-10.5	50	1,819	26.1	11.0	10.0	794	26.4	560/AA/A	
<b>19</b>	1028535	225/40ZR19	XL	93Y	BSW	7.5-9.0	50	1,433	25.9	9.4	10.0	801	21.8	560/AA/A	
	1028536	225/45ZR19	XL	96Y	BSW	7.0-8.5	50	1,565	26.8	9.2	10.0	776	23.1	560/AA/A	
	1028872	235/35ZR19	XL	91Y	BSW	8.0-9.5	50	1,356	25.4	9.9	10.0	819	23.2	560/AA/A	
	1028537	235/40ZR19	XL	96W	BSW	8.0-9.5	50	1,565	26.3	9.8	10.0	791	23.0	560/AA/A	
	1028538	235/50ZR19	XL	103W	BSW	6.5-8.5	50	1,929	28.1	10.1	10.0	740	28.1	560/AA/A	
	1028539	235/55ZR19	XL	105W	BSW	6.5-8.5	50	2,039	28.9	9.9	10.0	718	28.9	560/AA/A	
	1028540	245/35ZR19	XL	93Y	BSW	8.0-9.5	50	1,433	25.6	10.1	10.0	810	23.6	560/AA/A	

Technical data subject to change without prior notice.

XL : Extra Load BSW : Black Sidewall WSW : White Sidewall OWL : Outlined White Letters RWL : Raised White Letters Mileage, Road Hazard, and 30 Day Free Trial warranties apply only to replacement tires. Original Equipment tires are excluded.

Tech : Hankook Innovative Technology HRS : Hankook Runflat System SOA : Sound Absorber SEG : Sealguard EV : Electric Vehicle



# ventus S1AS

Ultra-High performance All-Season

Ultra-High Performance All-Season

## Asymmetric Tread Pattern for All Conditions

**INSIDE**

**Wet/Snow Road Conditions**  
A softened pattern design and stiffness of the inside enhances water evacuation and snow traction on the tire surface thereby reducing the risk of slipping on wet/snowy surfaces.


Our asymmetric tread pattern provides safety in all kinds of weather. The optimized and even stiffness of the pattern block ensures quiet interior noise throughout the tire's entire lifetime.

**OUTSIDE**

**Dry Road Conditions**  
The rigid outer block is optimized to secure the steering grip performance required for dry cornering.

Drive confidently with our refined handling and steering performance.

Subjective dry handling test result



● ventus S1noble 2  
● ventus S1AS

### Wide Outside Block & High Stiffness

Dry handling performance is improved by the expanded outside shoulder block and increased lateral stiffness. A wider shoulder block ensures good dry handling performance, lateral stability, and steering response.



※ Above Internal result tested in 2020 (225/40R18)

● Conventional  
● ventus S1AS



Ventus S1 AS | H125

Inch	S-Code	Size	LI/SS	Sidewall	Rim Width Range	Max. Load		Overall Diameter	Section Width	Tread Depth	Revs/Mile	Weight	UTQG	Original Equipment	Tech
						psi	lbs								
19	1028541	245/40ZR19	XL	98Y	BSW	8.0-9.5	50	1,653	26.6	10.1	10.0	782	24.4	560/AA/A	
	1028542	245/45ZR19	XL	102Y	BSW	7.5-9.0	50	1,874	27.5	9.9	10.0	756	26.8	560/AA/A	
	1028543	245/50ZR19	XL	105W	BSW	7.0-8.5	50	2,039	28.5	10.5	10.0	730	29.3	560/AA/A	
	1028544	255/35ZR19	XL	96Y	BSW	8.5-10.0	50	1,565	25.9	10.6	10.0	803	24.7	560/AA/A	
	1028571	255/40ZR19	XL	100Y	BSW	8.5-10.0	50	1,764	26.9	10.6	10.0	774	25.9	560/AA/A	
	1028545	255/45ZR19	XL	104W	BSW	8.0-9.5	50	1,984	27.9	10.4	10.0	745	28.1	560/AA/A	
	1028546	265/35ZR19	XL	98Y	BSW	9.0-10.5	50	1,653	26.2	11.1	10.0	793	25.6	560/AA/A	
	1028547	265/50ZR19	XL	110W	BSW	7.5-9.5	50	2,337	29.3	11.4	10.0	710	32.3	560/AA/A	
	1028548	275/30ZR19	XL	96Y	BSW	9.0-10.0	50	1,565	25.4	11.5	10.0	817	27.1	560/AA/A	
	1028873	275/35ZR19	XL	100Y	BSW	9.0-11.0	50	1,764	26.4	11.4	10.0	786	26.7	560/AA/A	
	1028549	275/40ZR19	XL	105Y	BSW	9.0-11.0	50	2,039	27.5	11.3	10.0	756	30.0	560/AA/A	
	1028550	275/45ZR19	XL	108W	BSW	8.5-10.5	50	2,205	28.5	11.1	10.0	728	31.7	560/AA/A	
	1028551	285/30ZR19	XL	98Y	BSW	9.5-10.5	50	1,653	25.7	12.0	10.0	810	27.9	560/AA/A	
	1028874	285/35ZR19	XL	103Y	BSW	9.5-11.0	50	1,929	26.7	11.8	10.0	778	29.6	560/AA/A	
	1028552	285/40ZR19	SL	103Y	BSW	9.5-11.0	51	1,929	27.8	11.8	10.0	747	31.0	560/AA/A	
20	1028877	235/35ZR20	XL	92Y	BSW	8.0-9.5	50	1,389	26.5	9.5	10.0	785	23.4	560/AA/A	
	1028553	245/35ZR20	XL	95Y	BSW	8.0-9.5	50	1,521	26.6	10.1	10.0	780	24.2	560/AA/A	
	1028554	245/40ZR20	XL	99Y	BSW	8.0-9.5	50	1,709	27.6	10.1	10.0	754	25.5	560/AA/A	
	1027399	245/40R20	XL	99H	BSW	8.0-9.5	50	1,709	27.4	10.2	9.5	757	26.6	620/A/A	BMW 5-Series (23-'25)
	1028555	245/45ZR20	XL	103Y	BSW	7.5-9.0	50	1,929	28.5	9.9	10.0	730	28.4	560/AA/A	
	1028556	255/35ZR20	XL	97Y	BSW	8.5-10.0	50	1,565	26.9	10.6	10.0	774	25.9	560/AA/A	
	1028567	255/40ZR20	XL	101Y	BSW	8.5-10.0	50	1,819	27.8	10.6	10.0	746	27.2	560/AA/A	
	1028557	255/45ZR20	XL	105W	BSW	8.0-9.5	50	2,039	28.9	10.4	10.0	720	30.0	560/AA/A	
	1028558	265/35ZR20	XL	99Y	BSW	9.0-10.5	50	1,709	27.2	11.1	10.0	765	26.8	560/AA/A	
	1028563	265/45ZR20	XL	108Y	BSW	8.5-10.0	50	2,205	29.1	10.8	10.0	713	31.5	560/AA/A	
	1028875	275/30ZR20	XL	97Y	BSW	9.0-10.0	50	1,609	26.4	11.5	10.0	787	28.5	560/AA/A	
	1028876	275/35ZR20	XL	102Y	BSW	9.0-11.0	50	1,874	27.4	11.3	10.0	758	28.5	560/AA/A	
	1027400	275/35R20	XL	102H	BSW	9.0-11.0	50	1,874	27.4	11.5	10.0	759	29.6	620/A/A	BMW 5-Series (23-'25)
	1028559	275/40ZR20	XL	106Y	BSW	9.0-11.0	50	2,094	28.5	11.3	10.0	730	31.0	560/AA/A	
	1028564	275/45ZR20	XL	110Y	BSW	8.5-10.5	50	2,337	29.5	11.1	10.0	703	33.4	560/AA/A	
1028560	285/30ZR20	XL	99Y	BSW	9.5-10.5	50	1,709	26.6	12.0	10.0	780	29.0	560/AA/A		
1028561	285/35ZR20	SL	100Y	BSW	9.5-11.0	51	1,764	27.7	11.8	10.0	750	28.9	560/AA/A		
1032976	305/35ZR20	XL	107Y	BSW	10.0-12.0	50	2,149	28.3	12.2	10.0	734	32.3	560/AA/A		
1028562	315/35ZR20	XL	110Y	BSW	10.5-12.5	50	2,337	28.5	12.9	10.0	730	35.2	560/AA/A		
21	1028878	245/35ZR21	XL	96Y	BSW	8.0-9.5	50	1,565	27.6	10.1	10.0	753	25.3	560/AA/A	
	1028568	255/35ZR21	XL	98Y	BSW	8.5-10.0	50	1,653	27.8	10.6	10.0	746	27.0	560/AA/A	
	1028879	265/35ZR21	XL	101Y	BSW	9.0-10.5	50	1,819	28.2	11.1	10.0	738	28.5	560/AA/A	
	1028569	275/35ZR21	XL	103Y	BSW	9.0-11.0	50	1,929	28.4	11.4	10.0	732	30.3	560/AA/A	
22	1028565	265/35ZR22	XL	102Y	BSW	9.0-10.5	50	1,874	29.2	11.1	10.0	712	30.4	560/AA/A	
	1028566	285/35ZR22	XL	106Y	BSW	9.5-11.0	50	2,094	29.7	11.8	10.0	700	33.5	560/AA/A	

Technical data subject to change without prior notice.

XL : Extra Load BSW : Black Sidewall WSW : White Sidewall OWL : Outlined White Letters RWL : Raised White Letters Mileage, Road Hazard, and 30 Day Free Trial warranties apply only to replacement tires. Original Equipment tires are excluded.

Tech : Hankook Innovative Technology HRS : Hankook Runflat System SOA : Sound Absorber SEG : Sealguard EV : Electric Vehicle



# ventus V2 concept<sup>2</sup>

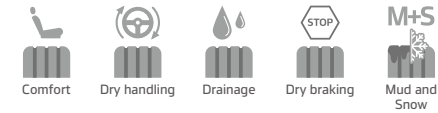
High performance All-Season



### Technology



### Performance



### Warranties



### Technical profile

Speed symbol : W, Y  
 Tread width: 205-325  
 Series : 35-55  
 Inch : 16-21  
**UTQG : 320/AA/A**  
 Tread design : Directional



Experience the pleasure of driving with a stylish and economical tire

Dynamic and technical tread design offers excellent handling performance to drivers who pursue their own style and uniqueness.



High Performance All-Season

Ventus V2 concept<sup>2</sup> | H457

Inch	S-Code	Size	LI/SS	Sidewall	Rim Width Range	Max. Load		Overall Diameter	Section Width	Tread Depth	Revs/Mile	Weight	UTQG
						psi	lbs						
16	1015379	205/55ZR16	XL 94W	BSW	5.5-7.5	50	1,477	24.7	8.7	10.0	842	19.1	320/AA/A
17	1015410	205/45ZR17	XL 88W	BSW	6.5-7.5	50	1,235	24.0	8.4	10.0	865	18.2	320/AA/A
	1015234	205/50ZR17	XL 93Y	BSW	5.5-7.5	50	1,433	24.9	8.8	10.0	834	19.3	320/AA/A
	1015401	215/45ZR17	XL 91Y	BSW	7.0-8.0	50	1,356	24.4	8.7	10.0	851	19.4	320/AA/A
	1015690	215/50ZR17	XL 95W	BSW	6.0-7.5	50	1,521	25.3	9.4	10.0	821	21.8	320/AA/A
	1015402	225/45ZR17	XL 94Y	BSW	7.0-8.5	50	1,477	24.7	9.2	10.0	840	20.3	320/AA/A
	1015689	225/50ZR17	XL 98Y	BSW	6.0-8.0	50	1,653	25.7	9.7	10.0	809	23.1	320/AA/A
	1015237	235/45ZR17	XL 97Y	BSW	7.5-9.0	50	1,609	25.1	9.6	10.0	827	22.9	320/AA/A
	1015239	245/40ZR17	XL 95Y	BSW	8.0-9.5	50	1,521	24.5	10.1	10.0	848	22.0	320/AA/A
	1015240	245/45ZR17	XL 99Y	BSW	7.5-9.0	50	1,709	25.5	9.9	10.0	814	24.0	320/AA/A
	1015413	255/40ZR17	XL 98Y	BSW	8.5-10.0	50	1,653	24.8	10.6	10.0	837	23.2	320/AA/A
18	1015242	215/40ZR18	XL 89Y	BSW	7.0-8.5	50	1,279	24.6	8.9	10.0	846	18.8	320/AA/A
	1015243	215/45ZR18	XL 93Y	BSW	7.0-8.0	50	1,433	25.4	8.7	10.0	817	19.9	320/AA/A
	1015414	225/40ZR18	XL 92Y	BSW	7.5-9.0	50	1,389	24.9	9.4	10.0	833	21.9	320/AA/A
	1015415	225/45ZR18	XL 95Y	BSW	7.0-8.5	50	1,521	25.7	9.2	10.0	807	22.3	320/AA/A
	1015416	235/40ZR18	XL 95Y	BSW	8.0-9.5	50	1,521	25.2	9.8	10.0	825	22.6	320/AA/A
	1015247	235/50ZR18	XL 101Y	BSW	6.5-8.5	50	1,819	27.1	10.0	10.0	767	25.9	320/AA/A
	1015248	245/35ZR18	XL 92Y	BSW	8.0-9.5	50	1,389	24.6	10.0	10.0	846	21.8	320/AA/A
	1015418	245/40ZR18	XL 97Y	BSW	8.0-9.5	50	1,609	25.5	10.1	10.0	815	23.0	320/AA/A
	1015250	245/45ZR18	XL 100Y	BSW	7.5-9.0	50	1,764	26.4	9.9	10.0	786	25.2	320/AA/A
	1015251	255/35ZR18	XL 94Y	BSW	8.5-10.0	50	1,477	24.8	10.6	10.0	838	21.5	320/AA/A
	1015252	255/40ZR18	XL 99Y	BSW	8.5-10.0	50	1,709	25.8	10.6	10.0	805	24.2	320/AA/A
	1015253	255/45ZR18	XL 103Y	BSW	8.0-9.5	50	1,929	26.8	10.4	10.0	774	26.0	320/AA/A
	1015417	265/35ZR18	XL 97Y	BSW	9.0-10.5	50	1,609	25.1	11.0	10.0	827	24.3	320/AA/A
	1015255	265/40ZR18	XL 101Y	BSW	9.0-10.5	50	1,819	26.1	11.0	10.0	795	26.1	320/AA/A
	1015256	275/35ZR18	XL 99Y	BSW	9.0-11.0	50	1,709	25.3	11.2	10.0	820	25.4	320/AA/A
	1015257	275/40ZR18	XL 103Y	BSW	9.0-11.0	50	1,929	26.4	11.3	10.0	786	26.9	320/AA/A
	1015258	285/35ZR18	XL 101Y	BSW	9.5-11.0	50	1,819	25.6	11.7	10.0	810	26.1	320/AA/A
19	1015281	225/35ZR19	XL 88Y	BSW	7.5-9.0	50	1,235	25.0	9.4	10.0	831	21.8	320/AA/A
	1015282	225/40ZR19	XL 93Y	BSW	7.5-9.0	50	1,433	25.9	9.4	10.0	803	22.2	320/AA/A
	1015283	225/45ZR19	XL 96Y	BSW	7.0-8.5	50	1,565	26.7	9.2	10.0	777	23.3	320/AA/A
	1015419	235/35ZR19	XL 91Y	BSW	8.0-9.5	50	1,356	25.2	9.8	10.0	823	22.1	320/AA/A
	1015285	245/35ZR19	XL 93Y	BSW	8.0-9.5	50	1,433	25.6	10.0	10.0	813	22.7	320/AA/A
	1015286	245/40ZR19	XL 98Y	BSW	8.0-9.5	50	1,653	26.5	10.1	10.0	784	24.3	320/AA/A
	1015287	245/45ZR19	XL 102Y	BSW	7.5-9.0	50	1,874	27.4	9.9	10.0	757	26.2	320/AA/A
	1015288	255/30ZR19	XL 91Y	BSW	8.5-9.5	50	1,356	24.8	10.9	10.0	836	22.6	320/AA/A
	1015420	255/35ZR19	XL 96Y	BSW	8.5-10.0	50	1,565	25.8	10.5	10.0	805	24.9	320/AA/A
	1015290	255/40ZR19	XL 100Y	BSW	8.5-10.0	50	1,764	26.8	10.6	10.0	775	25.4	320/AA/A
	1015291	255/45ZR19	XL 104Y	BSW	8.0-9.5	50	1,984	27.8	10.4	10.0	746	27.3	320/AA/A
	1015292	265/30ZR19	XL 93Y	BSW	9.0-10.0	50	1,433	25.1	10.9	10.0	828	23.5	320/AA/A
	1015293	265/35ZR19	XL 98Y	BSW	9.0-10.5	50	1,653	26.1	11.0	10.0	796	25.4	320/AA/A
	1015294	275/30ZR19	XL 96Y	BSW	9.0-10.0	50	1,565	25.3	11.5	10.0	820	25.1	320/AA/A
	1015295	275/35ZR19	XL 100Y	BSW	9.0-11.0	50	1,764	26.3	11.2	10.0	789	26.5	320/AA/A
	1015296	275/40ZR19	XL 105Y	BSW	9.0-11.0	50	2,039	27.4	11.3	10.0	757	28.1	320/AA/A
	1015297	285/30ZR19	XL 98Y	BSW	9.5-10.5	50	1,653	25.6	12.0	10.0	813	26.1	320/AA/A
	1015298	285/35ZR19	XL 103Y	BSW	9.5-11.0	50	1,929	26.7	11.7	10.0	779	27.2	320/AA/A
	1015299	295/30ZR19	XL 100Y	BSW	10.0-11.0	50	1,764	25.8	12.3	10.0	805	27.2	320/AA/A
	1015300	305/30ZR19	XL 102Y	BSW	10.5-11.5	50	1,874	26.0	12.6	10.0	798	28.4	320/AA/A
	1015301	325/30ZR19	XL 105Y	BSW	11.0-12.0	50	2,039	26.5	13.7	10.0	784	30.7	320/AA/A
20	1015364	245/30ZR20	XL 90Y	BSW	8.0-9.0	50	1,323	25.7	10.2	10.0	807	23.9	320/AA/A
	1015365	245/35ZR20	XL 95Y	BSW	8.0-9.5	50	1,521	26.6	10.0	10.0	782	24.0	320/AA/A
	1015366	245/40ZR20	XL 99Y	BSW	8.0-9.5	50	1,709	27.5	10.1	10.0	755	25.3	320/AA/A
	1015367	245/45ZR20	XL 103Y	BSW	7.5-9.0	50	1,929	28.4	9.9	10.0	730	27.1	320/AA/A
	1015368	255/30ZR20	XL 92Y	BSW	8.5-9.5	50	1,389	25.8	10.9	10.0	804	24.2	320/AA/A
	1015369	255/35ZR20	XL 97Y	BSW	8.5-10.0	50	1,609	26.8	10.5	10.0	775	25.3	320/AA/A
	1015370	255/45ZR20	XL 105Y	BSW	8.0-9.5	50	2,039	28.8	10.4	10.0	720	28.4	320/AA/A
	1015371	275/30ZR20	XL 97Y	BSW	9.0-10.0	50	1,609	26.3	11.5	10.0	789	25.9	320/AA/A
	1015372	275/35ZR20	XL 102Y	BSW	9.0-11.0	50	1,874	27.3	11.2	10.0	760	27.6	320/AA/A
	1017382	275/40ZR20	XL 106Y	BSW	9.0-11.0	50	2,094	28.4	11.3	10.0	730	29.3	320/AA/A
	1015373	285/30ZR20	XL 99Y	BSW	9.5-10.5	50	1,709	26.6	12.0	10.0	782	27.3	320/AA/A
	1015374	305/25ZR20	XL 97Y	BSW	10.5-11.5	50	1,609	25.8	12.9	10.0	804	28.8	320/AA/A
21	1015375	245/35ZR21	XL 96Y	BSW	8.0-9.5	50	1,565	27.5	10.0	10.0	754	25.0	320/AA/A
	1015758	275/30ZR21	XL 98Y	BSW	9.0-10.0	50	1,653	27.3	11.5	10.0	760	26.6	320/AA/A

Technical data subject to change without prior notice.

XL : Extra Load BSW : Black Sidewall WSW : White Sidewall OWL : Outlined White Letters RWL : Raised White Letters




# ventus S1 evo Z AS X

Engineered with motorsport technology



## Performance



## Warranties



## Technical profile

Speed symbol : W-(Y)  
Tread width: 235-315  
Series : 35-60  
Inch : 18-22  
UTQG : 540, AA, A  
Tread design : Asymmetrical



## Ultra High Performance All-Season Tires for SUV

The Ventus S1 evo Z AS X provides ultimate handling at high-speeds, excellent traction in all-season conditions and uncompromised comfort for High-end and luxury SUVs.



Ultra high performance all-season tires for SUVs

Ventus S1 evo Z AS X | H129A

Inch	S-Code	Size	LI/SS	Sidewall	Rim Width Range	Max. Load		Overall Diameter	Section Width	Tread Depth	Revs/Mile	Weight	UTQG	
						psi	lbs							
18	1030265	235/60R18	XL	107W	BSW	6.5-8.5	50	2,149	29.1	9.8	9.5	713	28.9	540/AA/A
	1030266	235/55R19	XL	105W	BSW	6.5-8.5	50	2,039	29.0	10.2	9.5	716	27.4	540/AA/A
	1033664	255/50ZR19	XL	107Y	BSW	7.0-9.0	50	2,149	28.9	10.8	9.0	719	32.2	540/AA/A
20	1030268	265/55R19	SL	109W	BSW	7.5-9.5	51	2,271	30.2	11.2	9.5	689	31.4	540/AA/A
	1032945	255/45ZR20	XL	105Y	BSW	8.0-9.5	50	2,039	28.9	10.0	9.0	718	30.5	540/AA/A
	1033666	255/50ZR20	XL	109Y	BSW	7.0-9.0	50	2,271	29.9	10.8	9.0	695	33.6	540/AA/A
21	1033667	265/45ZR20	XL	108Y	BSW	8.5-10.0	50	2,205	29.2	10.8	9.0	712	31.8	540/AA/A
	1030269	265/50R20	XL	111W	BSW	7.5-9.5	50	2,403	30.2	11.1	9.5	687	36.1	540/AA/A
	1032947	275/45ZR20	XL	110Y	BSW	8.5-10.5	50	2,337	29.6	11.1	9.0	701	33.6	540/AA/A
22	1032946	305/40ZR20	XL	112Y	BSW	10.0-12.0	50	2,469	29.4	12.2	9.0	707	35.6	540/AA/A
	1030267	255/40R21	XL	102W	BSW	8.5-9.5	50	1,874	28.8	10.9	9.5	722	30.9	540/AA/A
	1033797	265/40ZR21	XL	(105Y)	BSW	9.0-10.5	50	2,039	29.2	11.2	9.0	712	33.8	540/AA/A
22	1032948	275/40ZR21	XL	107Y	BSW	9.0-11.0	50	2,149	29.5	11.3	9.0	704	34.4	540/AA/A
	1030453	275/45ZR21	XL	(110Y)	BSW	8.5-10.5	50	2,337	30.6	11.1	9.0	678	35.0	540/AA/A
	1030454	285/40ZR21	XL	(109Y)	BSW	9.5-11.0	50	2,271	29.8	11.3	9.0	697	34.3	540/AA/A
22	1033670	295/35ZR21	XL	(107Y)	BSW	10.0-11.5	50	2,149	28.9	12.2	9.0	718	33.5	540/AA/A
	1030455	315/35ZR21	XL	(111Y)	BSW	10.5-12.5	50	2,403	29.4	12.5	9.0	706	37.2	540/AA/A
	1030270	265/40R22	XL	106W	BSW	9.0-10.5	50	2,094	30.2	11.3	9.5	688	35.7	540/AA/A
22	1033796	275/40ZR22	XL	107Y	BSW	9.0-11.0	50	2,149	30.5	11.3	9.0	681	35.9	540/AA/A

Technical data subject to change without prior notice.

XL : Extra Load BSW : Black Sidewall WSW : White Sidewall OWL : Outlined White Letters RWL : Raised White Letters



# ventus ST

The ideal balance of all-season and ultra-high performance



## Performance



## Warranty icons



## Technical profile

Speed symbol : V, W  
Tread width: 255 -305  
Series : 35-60  
Inch : 17, 18, 20, 22  
Tread design : Directional

## Sporty all-season SUV tire with high-speed driving performance and stylish design

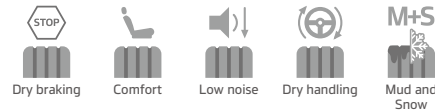
The Ventus ST is a high-performance tire designed for SUVs and sport trucks. Provides outstanding dry and wet performance, sturdy handling and improved mileage.

# ventus AS

The ideal balance of all-season and ultra-high performance



## Performance



## Warranty icons



## Technical profile

Speed symbol : V  
Tread width: 275  
Series : 55  
Inch : 17  
Tread design : Symmetrical

## All-season SUV tire

The Ventus AS is designed to provide ride comfort, low noise, and all-season traction.

### Ventus ST | RH06

Inch	S-Code	Size	LI/SS	Sidewall	Rim Width Range	Max. Load		Overall Diameter	Section Width	Tread Depth	Revs/Mile	Weight	UTQG	
						psi	lbs							
17	1004322	255/50R17	SL	101W	BSW	7.0-9.0	51	1,819	27.0	10.6	10.5	770	30.3	420/A/A
	1003968	275/60R17	SL	110V	BSW	7.5-9.5	44	2,337	30.0	11.4	10.0	693	36.7	420/A/A
18	1004324	295/45R18	SL	108V	BSW	9.5-11.0	51	2,205	28.4	11.9	10.5	732	34.3	420/A/A
20	1004328	275/40R20	XL	106W	BSW	9.0-11.0	50	2,094	28.6	11.1	10.0	727	33.1	420/A/A
	1004296	275/45R20	XL	109V	BSW	8.5-10.5	50	2,271	29.7	10.9	10.0	700	34.7	420/A/A
	1004295	275/55R20	XL	117V	BSW	7.5-9.5	50	2,833	31.8	11.4	10.0	653	39.9	420/A/A
	1004231	295/45R20	XL	114V	BSW	9.5-11.0	50	2,601	30.3	12.0	10.0	685	38.0	420/A/A
22	1004914	265/35R22	XL	102W	BSW	9.0-10.5	50	1,874	29.2	10.9	10.5	711	32.0	420/A/A
	1007457	265/40R22	XL	106V	BSW	9.0-10.5	50	2,094	30.2	10.9	10.5	687	34.1	420/A/A
	1008409	275/45R22	XL	112V	BSW	8.5-10.5	50	2,469	31.7	10.9	10.0	656	37.4	420/A/A
	1007301	285/45R22	XL	114V	BSW	9.0-10.5	50	2,601	32.0	11.4	10.5	650	40.7	420/A/A
	1005412	305/40R22	XL	114V	BSW	10.0-12.0	50	2,601	31.5	12.5	10.0	659	39.7	420/A/A
	1004712	305/45R22	XL	118V	BSW	9.5-11.5	50	2,910	32.7	12.1	10.0	635	42.5	420/A/A

### Ventus AS | RH07

Inch	S-Code	Size	LI/SS	Sidewall	Rim Width Range	Max. Load		Overall Diameter	Section Width	Tread Depth	Revs/Mile	Weight	UTQG	
						psi	lbs							
17	1007771	275/55R17	SL	109V	BSW	7.5-9.5	44	2,271	28.8	11.4	10.5	721	35.1	420/A/A

Technical data subject to change without prior notice.

XL : Extra Load BSW : Black Sidewall WSW : White Sidewall OWL : Outlined White Letters RWL : Raised White Letters





## **KINERGY**

Kinergy provides stable driving across diverse climates and road conditions, and is the first sustainable tire in the industry to obtain an ISCC PLUS, an international certification for eco-friendly materials. A winner in the world's leading magazine test, the tire is gaining an impressive reputation as an optimal for multi-performance.

Kinergy XP | H446

Kinergy GT | H436  
Kinergy GT Runflat | H436B

Kinergy PT | H737

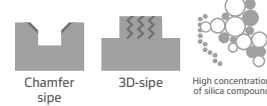
Kinergy ST | H735

Kinergy 4S<sup>2</sup> | H750  
Kinergy 4S<sup>2</sup> X | H750A

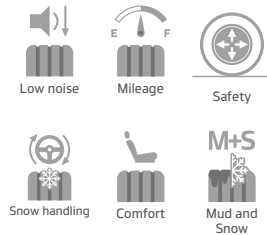




### Technology



### Performance



### Warranties



### Technical profile

Speed symbol : H, V  
 Tread width : 205-255  
 Series : 40-60  
 Inch : 16-20  
**UTQG : 720/A/A**  
 Tread design : Symmetrical

### Comfortable driving from your everyday to your day-off

Kinergy XP is a grand touring tire that delivers a long-lasting, comfortable ride and year-round driving confidence. Kinergy XP ensures enhanced quietness, reliable longevity and outstanding grip control.



### Kinergy XP | H446

Inch	S-Code	Size	LI/SS	Sidewall	Rim Width Range	Max. Load		Overall Diameter	Section Width	Tread Depth	Revs/Mile	Weight	UTQG	
						psi	lbs							
<b>16</b>	1032024	205/55R16	SL	91V	BSW	5.5-7.5	51	1,356	24.7	8.7	10.0	842	18.4	720/A/A
	1032025	205/60R16	SL	92V	BSW	5.5-7.5	51	1,389	25.5	8.7	10.0	816	20.0	720/A/A
	1032026	215/55R16	XL	97H	BSW	6.0-7.5	50	1,609	25.1	9.1	10.0	829	21.2	720/A/A
	1032027	215/60R16	SL	95V	BSW	6.0-7.5	51	1,521	25.9	9.0	10.0	801	20.1	720/A/A
<b>17</b>	1032028	205/50R17	XL	93V	BSW	5.5-7.5	50	1,433	24.9	8.9	10.0	833	20.0	720/A/A
	1032029	205/55R17	SL	91H	BSW	5.5-7.5	51	1,356	25.7	8.7	10.0	808	20.0	720/A/A
	1032030	215/45R17	XL	91V	BSW	7.0-8.0	50	1,356	24.5	8.4	10.0	847	19.9	720/A/A
	1032031	215/50R17	XL	95V	BSW	6.0-7.5	50	1,521	25.3	9.4	10.0	820	21.4	720/A/A
	1032032	215/55R17	SL	94V	BSW	6.0-7.5	51	1,477	26.2	9.1	10.0	794	21.7	720/A/A
	1032033	225/45R17	XL	94V	BSW	7.0-8.5	50	1,477	24.8	8.9	10.0	838	19.9	720/A/A
	1032034	225/50R17	SL	94V	BSW	6.0-8.0	51	1,477	25.7	9.7	10.0	808	21.0	720/A/A
	1032035	225/55R17	SL	97V	BSW	6.0-8.0	51	1,609	26.5	9.4	10.0	783	23.8	720/A/A
	1032036	225/60R17	SL	99H	BSW	6.0-8.0	51	1,709	27.4	9.3	10.0	757	25.3	720/A/A
	1032037	235/45R17	XL	97V	BSW	7.5-9.0	50	1,609	25.2	9.3	10.0	825	22.7	720/A/A
1032038	235/50R17	SL	96V	BSW	6.5-8.5	51	1,565	26.1	10.1	10.0	797	23.4	720/A/A	
1032039	235/55R17	SL	99H	BSW	6.5-8.5	51	1,709	26.9	9.8	10.0	771	24.6	720/A/A	
<b>18</b>	1032040	215/45R18	SL	89V	BSW	7.0-8.0	51	1,279	25.5	8.4	10.0	816	20.0	720/A/A
	1032041	215/55R18	SL	95H	BSW	6.0-7.5	51	1,521	27.0	9.1	10.0	768	22.5	720/A/A
	1032042	225/40R18	XL	92V	BSW	7.5-9.0	50	1,389	24.9	9.1	10.0	833	20.3	720/A/A
	1032043	225/45R18	XL	95V	BSW	7.0-8.5	50	1,521	25.8	8.9	10.0	806	21.9	720/A/A
	1032044	225/50R18	XL	99V	BSW	6.0-8.0	50	1,709	26.7	9.7	10.0	778	24.3	720/A/A
	1032045	225/55R18	SL	98V	BSW	6.0-8.0	51	1,653	27.5	9.4	10.0	755	25.0	720/A/A
	1032046	225/60R18	SL	100V	BSW	6.0-8.0	51	1,764	28.4	9.3	10.0	732	26.1	720/A/A
	1032047	235/40R18	XL	95V	BSW	8.0-9.5	50	1,521	25.3	9.5	10.0	822	21.8	720/A/A
	1032048	235/45R18	SL	94V	BSW	7.5-9.0	51	1,477	26.1	9.3	10.0	795	22.0	720/A/A
	1032049	235/60R18	XL	107V	BSW	6.5-8.5	50	2,149	29.0	9.6	10.0	717	28.3	720/A/A
	1032050	245/40R18	XL	97V	BSW	8.0-9.5	50	1,609	25.6	9.8	10.0	812	23.8	720/A/A
	1032051	245/45R18	XL	100V	BSW	7.5-9.0	50	1,764	26.5	9.6	10.0	784	25.1	720/A/A
	1032052	245/50R18	SL	100V	BSW	7.0-8.5	51	1,764	27.4	10.6	10.0	757	25.4	720/A/A
	<b>19</b>	1032053	225/40R19	XL	93V	BSW	7.5-9.0	50	1,433	26.0	9.1	10.0	800	21.4
1032017		225/55R19	SL	99V	BSW	6.0-8.0	51	1,709	28.5	9.4	10.0	728	26.1	720/A/A
1032018		235/40R19	XL	96V	BSW	8.0-9.5	50	1,565	26.3	9.5	10.0	790	23.1	720/A/A
1034713		235/45R19	XL	99H	BSW	7.5-9.0	51	1,709	27.2	9.3	10.0	765	24.6	720/A/A
1032020		245/40R19	XL	98V	BSW	8.0-9.5	50	1,656	26.6	9.8	10.0	781	24.9	720/A/A
1032021		245/45R19	XL	102V	BSW	7.5-9.0	50	1,874	27.4	9.6	10.0	757	26.1	720/A/A
1032022		255/40R19	XL	100V	BSW	8.5-10.0	50	1,764	26.9	10.2	10.0	773	25.3	720/A/A
1032023		255/45R19	XL	104V	BSW	8.0-9.5	50	1,984	27.9	10.1	10.0	744	28.5	720/A/A
<b>20</b>	1032013	245/40R20	XL	99V	BSW	8.0-9.5	50	1,709	27.6	9.8	10.0	753	25.2	720/A/A
	1032014	245/45R20	SL	99V	BSW	7.5-9.0	51	1,709	28.5	9.6	10.0	730	27.0	720/A/A
	1032015	245/50R20	SL	102V	BSW	7.0-8.5	51	1,874	29.6	10.5	10.0	703	29.8	720/A/A
	1032016	255/45R20	XL	105V	BSW	8.0-9.5	50	2,039	28.9	10.1	10.0	720	29.8	720/A/A

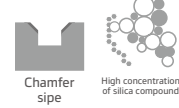
Technical data subject to change without prior notice.

XL : Extra Load BSW : Black Sidewall WSW : White Sidewall OWL : Outlined White Letters RWL : Raised White Letters

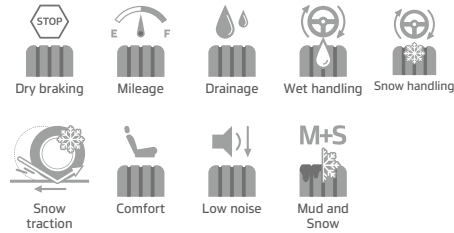




### Technology



### Performance



### Warranties



### Grand Touring All-Season tire for all roads

Kinergy GT satisfies the strict performance requirements of automakers. This is outstanding in all aspects including wet, dry, winter performance. Also, it provides a quiet and comfortable driving experience.

### Technical profile

Speed symbol : T, H, V, W  
 Tread width : 185-255  
 Series : 40-65  
 Inch : 15-19  
**UTQG : Up to 540/A/A**  
 Tread design : Symmetrical



Kinergy GT | H436

Inch	S-Code	Size	LI/SS	Sidewall	Rim Width Range	Max. Load		Overall Diameter	Section Width	Tread Depth	Revs/Mile	Weight	UTQG	Original Equipment	Tech
						psi	lbs								
15	1022094	185/65R15	SL	88H	BSW	5.0-6.5	51	1,235	24.4	7.8	9.0	850	16.7	500/A/A	HYUNDAI Venue ('19-'24)
	1015532	195/65R15	SL	91T	BSW	5.5-7.0	51	1,356	24.7	8.4	9.5	840	16.9	540/A/A	HYUNDAI Elantra ('15-'18)
	1024032	195/65R15	SL	91H	BSW	5.5-7.0	51	1,356	24.8	8.3	8.5	838	16.9	540/A/A	HYUNDAI Elantra ('20-'26)
16	1014871	205/55R16	SL	91H	BSW	5.5-7.5	51	1,356	24.8	6.4	10.0	837	20.4	540/A/A	VOLKSWAGEN Golf / Jetta ('15-'19)
	1016295	205/55R16	SL	91H	BSW	5.5-7.5	51	1,356	24.8	9.1	8.5	839	18.4	520/B/A	CHEVROLET Cruz ('16-'19)
	1015534	205/55R16	SL	91H	BSW	5.5-7.5	51	1,356	24.8	8.9	9.5	837	18.5	540/A/A	HYUNDAI Elantra ('15-'18)
	1022888	205/55R16	SL	91H	BSW	5.5-7.5	51	1,356	24.9	8.9	9.5	834	18.5	500/A/A	Toyota Corolla ('19-'25)
	1019647	205/60R16	SL	92H	BSW	5.5-7.5	51	1,389	25.8	8.6	9.5	806	19.6	500/A/A	HYUNDAI Kona ('17-'24), Kia Soul ('18-'25)
	1020211	205/60R16	SL	92H	BSW	5.5-7.5	51	1,389	25.7	8.8	10.0	807	20.8	500/B/A	VOLKSWAGEN Jetta ('17-'20)
	1022795	205/60R16	SL	92H	BSW	5.5-7.5	51	1,389	25.8	8.7	9.5	804	20.3	500/A/A	NISSAN Sentra ('19-'23)
	1015397	205/65R16	SL	95H	BSW	5.5-7.5	51	1,521	26.2	8.5	10.0	793	21.9	500/A/A	HYUNDAI Sonata ('14-'18), Kia Optima ('15-'19)
	1015886	215/55R16	SL	93H	BSW	6.0-7.5	51	1,433	25.1	9.1	9.5	827	20.4	500/A/A	HONDA Civic_4DR ('15-'24)
	1020876	215/55R16	SL	93H	BSW	6.0-7.5	51	1,433	25.1	9.1	9.5	827	21.5	500/A/A	HONDA Civic_5DR ('21-'24)
	1014971	215/60R16	SL	95T	BSW	6.0-7.5	51	1,521	26.2	8.9	10.0	793	23.4	540/A/A	VOLKSWAGEN Passat / Beetle ('14-'19)
	1020898	215/60R16	SL	95H	BSW	6.0-7.5	51	1,521	26.2	8.9	10.0	793	21.5	500/A/A	NISSAN Altima ('18-'25)
1021931	215/65R16	SL	98H	BSW	6.0-7.5	51	1,653	27.0	9.0	10.0	769	23.9	460/B/A	CHEVROLET Trailblazer ('20-'21)	
17	1020212	205/55R17	SL	91H	BSW	5.5-7.5	51	1,356	25.9	9.2	10.0	803	20.9	500/B/A	VOLKSWAGEN Jetta ('17-'20)
	1016785	215/55R17	SL	94V	BSW	6.0-7.5	51	1,477	26.1	9.3	10.0	795	22.5	500/A/A	HYUNDAI Sonata ('14-'19)
	1020513	215/55R17	SL	94V	BSW	6.0-7.5	51	1,477	26.2	9.3	10.0	793	23.0	500/A/A	HYUNDAI Kona ('17-'20), Kia Soul ('18-'25)
	1014972	215/55R17	SL	94H	BSW	6.0-7.5	51	1,477	26.3	9.4	10.0	789	22.5	540/A/A	VOLKSWAGEN Passat / Beetle ('14-'19)
	1025644	215/55R17	SL	94V	BSW	6.0-7.5	51	1,477	26.2	9.3	9.5	793	22.9	500/A/A	HYUNDAI Kona ('20-'23)
	1025718	215/60R17	SL	96H	BSW	6.0-7.5	51	1,565	27.1	9.1	8.5	766	23.2	480/A/A	HONDA HR-V ('22-'27)
	1014872	225/45R17	SL	91H	BSW	7.0-8.5	51	1,356	24.9	9.3	10.0	835	21.8	540/A/A	VOLKSWAGEN Golf ('14-'18)
	1024034	225/45R17	SL	91W	BSW	7.0-8.5	51	1,356	24.8	9.2	8.5	839	20.5	540/A/A	HYUNDAI Elantra ('20-'26)
	1028628	225/45R17	SL	91W	BSW	7.0-8.5	51	1,356	24.8	9.2	8.5	839	20.2	540/A/A	HYUNDAI Elantra HEV ('20-'26)
	1017808	225/50R17	SL	94V	BSW	6.0-8.0	51	1,477	25.9	9.4	9.0	801	22.8	500/A/A	HONDA Accord ('17-'27)
	1024767	225/55R17	SL	97H	BSW	6.0-8.0	51	1,609	26.7	9.7	8.5	779	24.3	540/A/A	VOLKSWAGEN Taos ('21-'22)
	1015527	225/60R17	SL	99H	BSW	6.0-8.0	51	1,709	27.6	9.6	10.0	751	26.0	540/A/A	HYUNDAI Tucson ('15-'21), Kia Sportage ('15-'21)
	1019226	235/65R17	SL	104H	BSW	6.5-8.5	51	1,984	29.3	9.1	10.0	709	28.7	540/A/A	HONDA CR-V ('16-'27)
	1015891	P225/55R17	SL	95H	BSW	6.0-8.0	51	1,521	26.7	9.4	9.0	779	23.3	540/B/A	CHEVROLET Malibu ('16-'24)

Technical data subject to change without prior notice.

XL : Extra Load BSW : Black Sidewall WSW : White Sidewall OWL : Outlined White Letters RWL : Raised White Letters

Mileage, Road Hazard, and 30 Day Free Trial warranties apply only to replacement tires. Original Equipment tires are excluded.

HRS Tires can be driven on up to 50 miles on a deflating or deflated tire at a top speed of 50 mph (subject to application and operating conditions).


Mileage, Road Hazard, and 30 Day Free Trial warranties do not apply to HRS Tires.

Tech : Hankook Innovative Technology HRS : Hankook Runflat System SOA : Sound Absorber SEG : Sealguard EV : Electric Vehicle




# KINERGY GT


**HANKOOK**  
driving emotion



**Wet Performance**



**Winter Performance**



**Dry Performance**



Premium Grand Touring All-Season/Runflat

Kinergy GT | H436

Inch	S-Code	Size	LI/SS	Sidewall	Rim Width Range	Max. Load		Overall Diameter	Section Width	Tread Depth	Revs/ Mile	Weight	UTQG	Original Equipment	Tech	
						psi	lbs									
<b>18</b>	1022797	215/45R18	SL	89V	BSW	7.0-8.0	51	1,279	25.6	9.1	9.0	812	21.5	500/A/A	NISSAN Sentra ('19-'25)	
	1020213	225/45R18	SL	91H	BSW	7.0-8.5	51	1,356	25.9	9.4	10.0	802	21.1	540/B/A	VOLKSWAGEN Jetta ('17-'23)	
	1021933	225/55R18	SL	98H	BSW	6.0-8.0	51	1,653	27.6	9.6	10.0	751	26.7	700/B/A	CHEVROLET Trailblazer ('20-'26)	
	1025719	225/55R18	SL	98H	BSW	6.0-8.0	51	1,653	27.7	9.6	9.0	749	26.5	480/A/A	HONDA HR-V ('22-'27)	
	1020853	235/45R18	SL	94V	BSW	7.5-9.0	51	1,477	26.3	9.6	10.0	790	24.4	540/A/A	Toyota Camry ('17-'24)	
	1014973	235/45R18	SL	94H	BSW	7.5-9.0	51	1,477	26.3	9.7	10.0	790	24.1	540/A/A	VOLKSWAGEN Passat / Beetle ('14-'19)	
	1031294	235/45R18	SL	94V	BSW	7.5-9.0	51	1,477	26.3	9.6	9.5	790	25.0	540/A/A	TESLA Model 3 ('21-'27)	EV
	1031546	235/45R18	SL	94V	BSW	7.5-9.0	51	1,477	26.3	9.6	9.5	790	25.6	540/A/A	TESLA Model 3 ('21-'23)	EV, SOA
	1017534	235/60R18	SL	103H	BSW	6.5-8.5	51	1,929	29.3	9.8	10.0	709	30.1	540/A/A	HONDA CR-V ('16-'27), HONDA Clarity ('24-'29)	
	1022016	255/65R18	SL	111H	BSW	7.0-9.0	51	2,403	30.8	10.4	10.5	675	35.2	500/A/A	FORD Explorer ('19-'26)	
<b>19</b>	1018940	235/40R19	SL	92V	BSW	8.0-9.5	51	1,389	26.3	9.8	10.0	791	25.3	500/A/A	NISSAN Altima ('18-'25)	
	1024217	235/50R19	SL	99H	BSW	6.5-8.5	51	1,709	28.2	10.2	10.0	736	28.1	500/A/A	CHEVROLET Equinox ('17-'24), GMC Terrain ('17-'24)	
	1015528	245/45R19	SL	98H	BSW	7.5-9.0	51	1,653	27.4	10.0	10.0	759	27.7	540/A/A	HYUNDAI Tucson ('15-'21), Kia Sportage ('15-'21)	

Kinergy GT Runflat | H436B

Inch	S-Code	Size	LI/SS	Sidewall	Rim Width Range	Max. Load		Overall Diameter	Section Width	Tread Depth	Revs/ Mile	Weight	UTQG	Original Equipment	Tech	
						psi	lbs									
<b>17</b>	1020496	205/55R17	SL	91H	BSW	5.5-7.5	51	1,356	25.9	8.7	9.5	803	24.5	500/A/A	MERCEDES BENZ A-Class / B-Class ('18-'25)	HRS
<b>18</b>	1019371	225/60R18	XL	104H	BSW	6.0-8.0	50	1,984	28.6	9.5	9.5	726	36.1	500/A/A	BMW X3 / X4 ('17-'24)	HRS

Technical data subject to change without prior notice.

XL : Extra Load BSW : Black Sidewall WSW : White Sidewall OWL : Outlined White Letters RWL : Raised White Letters

Mileage, Road Hazard, and 30 Day Free Trial warranties apply only to replacement tires. Original Equipment tires are excluded.

HRS Tires can be driven on up to 50 miles on a deflating or deflated tire at a top speed of 50 mph (subject to application and operating conditions).

Mileage and Road Hazard warranties do not apply to HRS Tires.

Tech : Hankook Innovative Technology HRS : Hankook Runflat System SOA : Sound Absorber SEG : Sealguard EV : Electric Vehicle

ION

Ventus

Kinergy

Dynapro

Vantra

Winter

Original Equipment

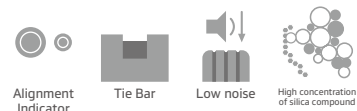









### Technology



### Performance



### Warranties



### Technical profile

Speed symbol : T, H  
 Tread width : 175-295  
 Series : 45-75  
 Inch : 13-18  
**UTQG : 680/A/A**  
 Tread design : Symmetrical

### Standard Touring All-Season with a Balanced Blend of Performance and Long Tread Life

The Kinergy ST is a standard touring all-season tire that utilizes ever-evolving technology and construction methods to offer confidence-inspiring handling and stability while delivering outstanding fuel efficiency and excellent tread life.



Kinergy ST | H735

Inch	S-Code	Size	LI/SS	Sidewall	Rim Width Range	Max. Load		Overall Diameter	Section Width	Tread Depth	Revs/Mile	Weight	UTQG	
						psi	lbs							
<b>13</b>	1022033	175/70R13	SL	82T	BSW	4.5-6.0	51	1,047	22.6	7.0	8.5	920	13.7	680/A/A
<b>14</b>	1022037	175/65R14	SL	82T	BSW	5.0-6.0	51	1,047	22.9	7.3	8.5	909	14.3	680/A/A
	1021903	175/70R14	SL	84T	BSW	4.5-6.0	51	1,102	23.6	7.4	8.5	882	15.0	680/A/A
	1021904	185/60R14	SL	82T	BSW	5.0-6.5	51	1,047	22.6	8.0	8.5	918	14.8	680/A/A
	1021905	185/65R14	SL	86T	BSW	5.0-6.5	51	1,168	23.3	8.0	8.5	891	15.8	680/A/A
	1021906	185/70R14	SL	88T	BSW	4.5-6.0	51	1,235	24.1	7.7	8.5	861	16.0	680/A/A
	1022038	185/75R14	SL	89T	BSW	4.5-6.0	51	1,279	24.8	7.2	8.5	837	16.0	680/A/A
	1021907	195/60R14	SL	86T	BSW	5.5-7.0	51	1,168	23.1	8.5	8.5	900	16.5	680/A/A
	1021908	195/70R14	SL	91T	BSW	5.0-6.5	51	1,356	24.7	8.2	8.5	842	17.3	680/A/A
	1022039	195/75R14	SL	92T	BSW	5.0-6.5	51	1,389	25.4	7.6	8.5	819	17.5	680/A/A
	1022040	205/70R14	SL	95T	BSW	5.0-7.0	51	1,521	25.2	8.2	8.5	824	18.7	680/A/A
	1022041	205/75R14	SL	95T	BSW	5.0-7.0	51	1,521	26.0	7.8	8.5	799	18.9	680/A/A
	1021909	215/70R14	SL	96T	BSW	5.5-7.0	51	1,565	25.8	8.9	8.5	806	20.1	680/A/A
	1021910	215/75R14	SL	100T	BSW	5.5-7.0	51	1,764	26.6	8.6	8.5	782	20.6	680/A/A
	1021911	225/70R14	SL	99T	BSW	6.0-7.5	51	1,709	26.3	9.1	8.5	789	22.3	680/A/A
	1024733	185/75R14	SL	89T	WSW	4.5-6.0	51	1,279	24.8	7.2	8.5	837	16.7	680/A/A
	1024734	195/75R14	SL	92T	WSW	5.0-6.5	51	1,389	25.4	7.6	8.5	819	18.6	680/A/A
	1024735	205/75R14	SL	95T	WSW	5.0-7.0	51	1,521	26.0	7.8	8.5	799	19.8	680/A/A
	1024736	215/75R14	SL	100T	WSW	5.5-7.0	51	1,764	26.6	8.4	8.5	782	21.0	680/A/A
<b>15</b>	1024758	175/65R15	SL	84H	BSW	5.0-6.0	51	1,102	23.9	7.3	8.5	871	15.1	680/A/A
	1021912	185/60R15	SL	84T	BSW	5.0-6.5	51	1,102	23.6	8.0	8.5	880	15.4	680/A/A
	1021913	185/65R15	SL	88T	BSW	5.0-6.5	51	1,235	24.3	8.0	8.5	854	16.7	680/A/A
	1021914	195/60R15	SL	88T	BSW	5.5-7.0	51	1,235	24.1	8.5	8.5	862	17.4	680/A/A
	1021915	195/65R15	SL	91T	BSW	5.5-7.0	51	1,356	24.9	8.4	8.5	835	17.9	680/A/A
	1021916	205/60R15	SL	91T	BSW	5.5-7.5	51	1,356	24.6	8.7	8.5	846	18.3	680/A/A
	1021917	205/65R15	SL	94T	BSW	5.5-7.5	51	1,477	25.3	8.7	8.5	819	19.0	680/A/A
	1022042	205/70R15	SL	96T	BSW	5.0-7.0	51	1,565	26.2	8.2	8.5	792	19.4	680/A/A
	1022043	205/75R15	SL	97T	BSW	5.0-7.0	51	1,609	27.0	7.8	8.5	769	20.1	680/A/A
	1021918	215/65R15	SL	96T	BSW	6.0-7.5	51	1,565	25.9	9.0	8.5	802	20.3	680/A/A
	1021919	215/70R15	SL	98T	BSW	5.5-7.0	51	1,653	26.8	8.9	8.5	776	22.2	680/A/A
	1022044	215/75R15	SL	100T	BSW	5.5-7.0	51	1,764	27.6	8.4	8.5	754	22.5	680/A/A
	1022045	225/70R15	SL	100T	BSW	6.0-7.5	51	1,764	27.3	8.9	8.5	760	23.3	680/A/A
	1022046	225/75R15	SL	102T	BSW	6.0-7.5	51	1,874	28.2	8.5	8.5	737	24.3	680/A/A
	1021920	235/70R15	SL	103T	BSW	6.0-8.0	51	1,929	27.9	9.6	8.5	745	24.7	680/A/A
	1022047	235/75R15	SL	105T	BSW	6.0-8.0	51	2,039	28.7	9.1	8.5	723	26.6	680/A/A
	1024759	235/60R15	SL	98T	RWL	6.5-8.5	51	1,653	26.0	9.7	8.5	800	23.9	680/A/A
	1024760	245/60R15	SL	101T	RWL	7.0-8.5	51	1,819	26.4	10.0	8.5	785	25.6	680/A/A
	1024761	255/60R15	SL	102T	RWL	7.0-9.0	51	1,874	26.9	10.3	8.5	771	26.8	680/A/A
	1024746	255/70R15	SL	108T	RWL	6.5-8.5	51	2,205	29.0	10.1	8.5	717	28.9	680/A/A
	1024777	P265/50R15	SL	99T	RWL	7.5-9.5	51	1,720	25.3	11.4	10.5	821	26.5	680/A/A
	1024762	P275/60R15	SL	107T	RWL	7.5-9.5	51	2,149	27.9	11.0	10.5	745	30.0	680/A/A
	1024763	P295/50R15	SL	105T	RWL	8.0-10.5	51	2,061	26.5	12.6	10.5	784	30.2	680/A/A
	1024737	205/75R15	SL	97T	WSW	5.0-7.0	51	1,609	27.0	7.8	8.5	769	21.0	680/A/A
	1024738	215/75R15	SL	100T	WSW	5.5-7.0	51	1,764	27.6	8.4	8.5	754	23.3	680/A/A
	1024739	225/75R15	SL	102T	WSW	6.0-7.5	51	1,874	28.2	8.5	8.5	737	24.3	680/A/A
	1024740	235/75R15	SL	105T	WSW	6.0-8.0	51	2,039	28.7	9.1	8.5	723	26.9	680/A/A

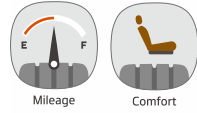
Technical data subject to change without prior notice.

XL : Extra Load BSW : Black Sidewall WSW : White Sidewall OWL : Outlined White Letters RWL : Raised White Letters



## Standard Touring All-Season with a Balanced Blend of Performance and Long Tread Life

### Longevity and Ride Comfort



### Dry Performance and Comfort



### Wet and Snow Performance



Kinergy ST | H735

Inch	S-Code	Size	LI/SS	Sidewall	Rim Width Range	Max. Load		Overall Diameter	Section Width	Tread Depth	Revs/Mile	Weight	UTQG	
						psi	lbs							
<b>16</b>	1021503	205/55R16	SL	91H	BSW	5.5-7.5	51	1,356	24.8	8.8	8.5	838	18.4	680/A/A
	1021500	205/60R16	SL	92T	BSW	5.5-7.5	51	1,389	25.6	8.7	8.5	813	19.5	680/A/A
	1021498	205/65R16	SL	95H	BSW	5.5-7.5	51	1,521	26.3	8.7	8.5	788	19.8	680/A/A
	1025088	215/55R16	XL	97H	BSW	6.0-7.5	50	1,609	25.1	9.2	8.5	827	21.4	680/A/A
	1021496	215/60R16	SL	95H	BSW	6.0-7.5	51	1,521	26.1	9.3	8.5	797	20.7	680/A/A
	1022048	215/65R16	SL	98T	BSW	6.0-7.5	51	1,653	26.9	8.8	8.5	772	22.1	680/A/A
	1021504	215/70R16	SL	100T	BSW	5.5-7.0	51	1,764	27.8	8.9	8.5	748	23.4	680/A/A
	1021495	225/60R16	SL	98T	BSW	6.0-8.0	51	1,653	26.5	9.6	8.5	784	23.1	680/A/A
	1025089	225/65R16	SL	100T	BSW	6.0-8.0	51	1,764	27.4	9.1	8.5	759	23.6	680/A/A
	1021506	225/70R16	SL	103T	BSW	6.0-7.5	51	1,929	28.3	9.1	8.5	734	24.8	680/A/A
	1021501	235/60R16	SL	100T	BSW	6.5-8.5	51	1,764	27.0	9.9	8.5	770	24.7	680/A/A
	1021499	235/65R16	SL	103T	BSW	6.5-8.5	51	1,929	27.9	9.7	8.5	744	25.5	680/A/A
	<b>17</b>	1021508	215/50R17	SL	91H	BSW	6.0-7.5	51	1,356	25.4	9.4	8.5	818	19.3
1021509		215/55R17	SL	94H	BSW	6.0-7.5	51	1,477	26.2	9.3	8.5	793	20.6	680/A/A
1021502		215/60R17	SL	96T	BSW	6.0-7.5	51	1,565	27.1	9.3	8.5	768	23.0	680/A/A
1021505		215/65R17	SL	99T	BSW	6.0-7.5	51	1,709	27.9	9.0	8.5	744	23.3	680/A/A
1025090		225/45R17	SL	91H	BSW	7.0-8.5	51	1,356	24.8	9.2	8.5	837	18.9	680/A/A
1021511		225/50R17	SL	94T	BSW	6.0-8.0	51	1,477	25.8	9.8	8.5	805	20.6	680/A/A
1025091		225/55R17	SL	97H	BSW	6.0-8.0	51	1,609	26.6	9.6	8.5	780	23.5	680/A/A
1021497		225/60R17	SL	99T	BSW	6.0-8.0	51	1,709	27.5	9.6	8.5	754	24.4	680/A/A
1021507		225/65R17	SL	102T	BSW	6.0-8.0	51	1,874	28.4	9.4	8.5	731	24.7	680/A/A
1025092		235/55R17	SL	99H	BSW	6.5-8.5	51	1,709	27.0	10.1	8.5	769	24.8	680/A/A
1025093		235/60R17	SL	102T	BSW	6.5-8.5	51	1,874	28.0	9.6	8.5	742	25.1	680/A/A
1021510		235/65R17	SL	104H	BSW	6.5-8.5	51	1,984	28.9	9.7	8.5	718	26.5	680/A/A
1025094		245/45R17	XL	99H	BSW	7.5-9.0	50	1,709	25.5	9.9	8.5	814	22.8	680/A/A
<b>18</b>	1025095	225/50R18	XL	99T	BSW	6.0-8.0	50	1,709	26.8	9.5	8.5	776	23.4	680/A/A
	1025096	225/55R18	SL	98H	BSW	6.0-8.0	51	1,653	27.6	9.6	8.5	752	24.8	680/A/A
	1025097	225/60R18	SL	100H	BSW	6.0-8.0	51	1,764	28.5	9.3	8.5	729	25.6	680/A/A
	1025098	235/55R18	SL	100H	BSW	6.5-8.5	51	1,764	28.0	10.1	8.5	741	25.7	680/A/A
	1025099	235/60R18	XL	107H	BSW	6.5-8.5	50	2,149	29.0	9.6	8.5	717	28.0	680/A/A

Technical data subject to change without prior notice.

XL : Extra Load BSW : Black Sidewall WSW : White Sidewall OWL : Outlined White Letters RWL : Raised White Letters



# KINERGY 4S<sup>2</sup> | KINERGY 4S<sup>2</sup> X

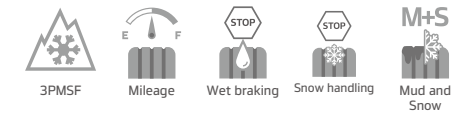
Performance Passenger and CUV All-Weather




## Technology



## Performance



## Warranties



## Technical profile

Speed symbol : H, V, W  
 Tread width: 185-265  
 Series : 40-70  
 Rim Diameter : 15-20  
**UTQG : 500/A/A**  
 Tread design : Directional



### Just one, whatever the weather

The tire compound guarantees high grip even at low temperatures, while the extra-wide grooves disperse water and slush efficiently to the sides. Yet even when the summer heat makes demands on the tire, it impresses with short braking distances due to the solid block structure. The performance package of the Kinergy 4S2 is rounded off by a low rolling noise due to the zigzag pattern in the center of the tread.



### Kinergy 4S<sup>2</sup> | H750

Inch	S-Code	Size	LI/SS	Sidewall	Rim Width Range	Max. Load		Overall Diameter	Section Width	Tread Depth	Revs/Mile	Weight	UTQG	Tech		
						psi	lbs									
15	1026501	185/65R15	SL	88H	BSW	5.0-6.5	51	1,235	24.3	7.8	9.5	851	16.4	500/A/A	3PMSF	
	1024946	195/60R15	SL	88V	BSW	5.5-7.0	51	1,235	24.1	8.2	9.5	858	17.0	500/A/A	3PMSF	
	1026493	195/65R15	SL	91H	BSW	5.0-6.5	51	1,356	24.8	8.1	9.5	835	18.1	500/A/A	3PMSF	
	1024949	205/65R15	SL	94H	BSW	5.5-7.5	51	1,477	25.3	8.5	10.0	819	19.6	500/A/A	3PMSF	
16	1026993	205/55R16	SL	91V	BSW	5.5-7.5	51	1,356	24.7	8.7	9.5	837	19.6	500/A/A	3PMSF	
	1026944	205/60R16	XL	96V	BSW	5.5-7.5	50	1,565	25.6	8.6	9.5	810	20.8	500/A/A	3PMSF	
	1027001	205/65R16	SL	95H	BSW	5.5-7.5	51	1,521	26.5	8.1	9.5	784	20.7	500/A/A	3PMSF	
	1024954	215/55R16	XL	97V	BSW	6.0-7.5	50	1,609	25.1	9.1	10.0	825	21.9	500/A/A	3PMSF	
	1026994	215/60R16	SL	95V	BSW	6.0-7.5	51	1,521	26.0	9.0	9.5	796	22.0	500/A/A	3PMSF	
	1026945	215/65R16	XL	102V	BSW	6.0-7.5	50	1,874	26.9	8.8	9.5	771	22.3	500/A/A	3PMSF	
	1027003	215/70R16	SL	100H	BSW	5.5-7.0	51	1,764	27.7	8.7	10.0	749	23.7	500/A/A	3PMSF	
17	1027002	225/60R16	SL	98H	BSW	6.0-8.0	51	1,653	26.4	9.3	10.0	784	23.5	500/A/A	3PMSF	
	1024957	205/50R17	XL	93W	BSW	5.5-7.5	50	1,433	25.0	8.8	10.0	828	19.3	500/A/A	3PMSF	
	1024960	215/45R17	XL	91W	BSW	7.0-8.0	50	1,356	24.6	8.3	9.5	841	19.4	500/A/A	3PMSF	
	1024959	215/50R17	XL	95W	BSW	6.0-8.0	50	1,521	25.4	9.4	10.0	815	22.0	500/A/A	3PMSF	
	1027005	215/55R17	SL	94V	BSW	6.0-7.5	51	1,477	26.1	9.2	10.0	793	21.1	500/A/A	3PMSF	
	1026500	225/45R17	XL	94W	BSW	7.0-8.5	50	1,477	24.8	9.2	8.5	835	20.3	500/A/A	3PMSF	
	1026943	225/50R17	XL	98V	BSW	6.0-8.0	51	1,477	25.8	9.7	10.0	804	23.9	500/A/A	3PMSF	
	1024963	225/55R17	XL	101W	BSW	6.0-8.0	50	1,819	26.6	9.6	10.0	780	25.1	500/A/A	3PMSF	
	1027007	235/50R17	SL	96V	BSW	6.5-8.5	51	1,565	26.3	9.6	10.0	788	23.9	500/A/A	3PMSF	
	1026995	235/55R17	SL	99W	BSW	6.5-8.5	51	1,709	27.0	10.0	9.5	768	26.2	500/A/A	3PMSF	
	1027006	235/60R17	SL	102H	BSW	6.5-8.5	51	1,874	27.9	9.7	10.0	743	25.9	500/A/A	3PMSF	
	18	1027000	225/40R18	XL	92W	BSW	7.5-9.0	50	1,389	24.9	9.4	10.0	830	20.1	500/A/A	3PMSF
		1026996	225/45R18	XL	95W	BSW	7.0-8.5	50	1,521	25.8	9.2	9.5	803	22.8	500/A/A	3PMSF
1027011		225/50R18	SL	95W	BSW	6.0-8.0	51	1,521	26.9	9.0	9.5	771	24.1	500/A/A	3PMSF	
1027010		225/55R18	SL	98V	BSW	6.0-8.0	51	1,653	27.8	9.1	10.0	748	26.1	500/A/A	3PMSF	
1027009		225/60R18	SL	100H	BSW	6.0-8.0	51	1,764	28.6	9.0	10.0	726	26.1	500/A/A	3PMSF	
1026997		235/45R18	XL	98W	BSW	7.5-9.0	50	1,653	26.3	9.3	10.0	788	24.2	500/A/A	3PMSF	
1024969		235/50R18	XL	101V	BSW	6.5-8.5	50	1,819	27.4	9.5	9.5	757	25.8	500/A/A	3PMSF	
1024978		245/40R18	XL	97V	BSW	8.0-9.5	50	1,609	25.7	9.6	10.0	806	23.4	500/A/A	3PMSF	
1026998		245/45R18	SL	96W	BSW	7.5-9.0	51	1,565	26.6	9.5	9.5	780	25.6	500/A/A	3PMSF	
19		1027016	235/40R19	SL	92W	BSW	8.0-9.5	51	1,389	26.3	9.8	9.5	790	21.7	500/A/A	3PMSF
	1027014	245/40R19	SL	94W	BSW	8.0-9.5	51	1,477	26.6	10.1	10.0	781	23.9	500/A/A	3PMSF	
	1027015	245/45R19	SL	98W	BSW	7.5-9.0	51	1,653	27.5	9.9	9.5	754	26.4	500/A/A	3PMSF	

### Kinergy 4S<sup>2</sup> X | H750A

16	1027004	235/70R16	SL	106H	BSW	6.0-8.0	51	2,094	28.9	9.4	10.0	719	27.0	500/A/A	3PMSF	
	17	1025469	225/60R17	SL	99H	BSW	6.0-8.0	51	1,709	27.5	9.3	10.0	755	25.2	500/A/A	3PMSF
		1025468	225/65R17	XL	106H	BSW	6.0-8.0	50	2,094	28.4	9.1	10.0	732	26.8	500/A/A	3PMSF
18	1025470	235/65R17	XL	108V	BSW	6.5-8.5	50	2,205	28.9	9.5	9.5	719	28.6	500/A/A	3PMSF	
	1027008	245/65R17	SL	107H	BSW	7.0-8.5	51	2,149	29.5	9.7	10.5	705	29.3	500/A/A	3PMSF	
	1025473	235/55R18	XL	104V	BSW	6.5-8.5	50	1,984	28.0	10.0	10.0	742	28.0	500/A/A	3PMSF	
	1025471	235/60R18	XL	107W	BSW	6.5-8.5	50	2,149	29.0	9.7	10.0	717	27.9	500/A/A	3PMSF	
	1027013	235/65R18	SL	106V	BSW	6.5-8.5	51	2,094	29.9	9.5	10.5	696	29.6	500/A/A	3PMSF	
	1027012	245/60R18	SL	105V	BSW	7.0-8.5	51	2,039	29.4	10.0	10.5	706	29.6	500/A/A	3PMSF	
	1031811	265/60R18	SL	110V	BSW	7.5-9.5	51	2,337	30.4	10.9	10.0	683	33.6	500/A/A	3PMSF	
	19	1031810	225/55R19	SL	99V	BSW	6.0-8.0	51	1,709	28.5	9.5	10.0	728	27.2	500/A/A	3PMSF
		1025474	235/55R19	XL	105W	BSW	6.5-8.5	50	2,039	29.0	10.0	10.0	717	29.2	500/A/A	3PMSF
		1031809	245/55R19	SL	103V	BSW	7.0-8.5	51	1,929	29.5	10.4	10.0	704	30.2	500/A/A	3PMSF
20	1032858	255/60R19	SL	109V	BSW	7.0-9.0	51	2,271	30.9	10.5	10.0	671	33.3	500/A/A	3PMSF	
	1031807	235/55R20	SL	102V	BSW	6.5-8.5	51	1,874	30.1	9.8	10.0	691	29.9	500/A/A	3PMSF	
1027017	245/50R20	SL	102V	BSW	7.0-8.5	51	1,874	29.6	10.5	10.0	704	30.8	500/A/A	3PMSF		

Technical data subject to change without prior notice.

XL : Extra Load BSW : Black Sidewall WSW : White Sidewall OWL : Outlined White Letters RWL : Raised White Letters





## ***Dynapro***

Dynapro is a tire designed for SUV/Light Trucks with strong driving and braking performances on all terrains and through every type of weather, including on- and off-road conditions. With the dedicated SUV tire lineup, we have partnered with a range of vehicles, including Ford F-150, Lincoln Navigator, and GMC Sierra, to achieve a dynamic driving experience.

Dynapro HPX | *RA43*

Dynapro HT | *RH12*

Dynapro AT2 Xtreme | *RF12*

Dynapro XT | *RC10*

Dynapro MT2 | *RT05*

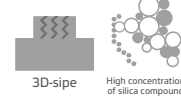


# Dynapro HPX

High-Performance tire for luxury CUVs & SUVs



## Technology



## Performance



## Warranties



## Technical profile

Speed symbol : H, V  
 Tread width : 215-285  
 Series : 45-70  
 Inch : 16-22  
**UTQG : 680/A/A**  
 Tread design : Symmetrical

## Comfortable driving from your everyday to your day-off

Dynapro HPX is a high-performance all-season tire designed to give your crossover or SUV exceptional wet and dry braking and handling. Dynapro HPX offers quiet driving with new noise reduction technology. In addition, 3D GripControl Sipe technology provides excellent handling and braking performance.



High-Performance

Dynapro HPX | RA43

Inch	S-Code	Size	LI/SS	Sidewall	Rim Width Range	Max. Load		Overall Diameter	Section Width	Tread Depth	Revs/Mile	Weight	UTQG		
						psi	lbs								
16	1030847	215/70R16	SL	100H	BSW	5.5-7.0	51	1,764	27.7	8.7	10.5	749	25.6	680/A/A	
	17	1030848	225/60R17	SL	99H	BSW	6.0-8.0	51	1,709	27.5	9.3	10.5	754	26.1	680/A/A
		1030849	225/65R17	SL	102H	BSW	6.0-8.0	51	1,874	28.4	9.3	10.5	732	27.6	680/A/A
		1030850	235/65R17	XL	108V	BSW	6.5-8.5	50	2,205	29.0	9.5	10.5	717	29.7	680/A/A
18	1030851	245/65R17	SL	107H	BSW	7.0-8.5	51	2,149	29.4	9.8	10.5	707	29.6	680/A/A	
	1030852	225/60R18	SL	100H	BSW	6.0-8.0	51	1,764	28.5	9.4	10.5	729	27.7	680/A/A	
	1030853	235/50R18	SL	97V	BSW	6.5-8.5	51	1,609	27.0	10.1	10.0	769	26.0	680/A/A	
	1030854	235/55R18	SL	100V	BSW	6.5-8.5	51	1,764	28.0	9.8	10.0	741	27.5	680/A/A	
	1030855	235/60R18	XL	107V	BSW	6.5-8.5	50	2,149	29.2	10.0	10.5	712	31.1	680/A/A	
	1030856	235/65R18	SL	106V	BSW	6.5-8.5	51	2,094	29.9	9.5	10.5	694	30.4	680/A/A	
	1030857	245/60R18	SL	105H	BSW	7.0-8.5	51	2,039	29.4	10.1	10.5	705	30.5	680/A/A	
	1030858	255/55R18	XL	109V	BSW	7.0-9.0	50	2,271	28.9	10.7	10.0	719	31.1	680/A/A	
	1030859	255/65R18	SL	111H	BSW	7.0-9.0	51	2,403	30.9	10.3	10.5	672	32.9	680/A/A	
	1030860	265/60R18	SL	110V	BSW	7.5-9.5	51	2,337	30.4	10.9	10.5	682	33.5	680/A/A	
19	1030861	225/55R19	SL	99V	BSW	6.0-8.0	51	1,709	28.5	9.4	10.0	728	27.5	680/A/A	
	1030862	235/45R19	SL	95V	BSW	7.5-9.0	51	1,521	27.2	9.6	10.0	764	25.9	680/A/A	
	1030863	235/50R19	SL	99V	BSW	6.5-8.5	51	1,709	28.0	10.1	10.0	741	27.2	680/A/A	
	1030864	235/55R19	SL	101V	BSW	6.5-8.5	51	1,819	29.1	9.8	10.0	714	30.9	680/A/A	
	1030865	245/55R19	SL	103H	BSW	7.0-8.5	51	1,929	29.5	10.4	10.0	704	29.6	680/A/A	
	1030866	255/50R19	XL	107H	BSW	7.0-9.0	50	2,149	28.8	10.8	10.0	720	30.4	680/A/A	
	1030867	255/55R19	XL	111V	BSW	7.0-9.0	50	2,403	29.9	10.7	10.0	695	32.5	680/A/A	
	1030868	255/60R19	SL	109H	BSW	7.0-9.0	51	2,271	30.9	10.6	10.5	672	32.9	680/A/A	
	1030869	265/50R19	XL	110V	BSW	7.5-9.5	50	2,337	29.3	11.4	10.0	709	32.8	680/A/A	
	1030870	275/55R19	XL	115V	BSW	7.5-9.5	50	2,679	30.8	11.4	10.0	675	37.0	680/A/A	
20	1030871	235/55R20	SL	102V	BSW	6.5-8.5	51	1,874	29.9	9.8	10.0	695	29.8	680/A/A	
	1030872	245/45R20	SL	99V	BSW	7.5-9.0	51	1,709	28.5	9.9	10.0	729	27.8	680/A/A	
	1030873	245/50R20	SL	102V	BSW	7.0-8.5	51	1,874	29.4	10.5	10.0	706	29.7	680/A/A	
	1030874	255/45R20	SL	101H	BSW	8.0-9.5	51	1,819	28.8	10.4	10.0	720	29.7	680/A/A	
	1030875	255/50R20	XL	109V	BSW	7.0-9.0	50	2,271	29.8	10.8	10.0	697	31.5	680/A/A	
	1030876	255/55R20	XL	110V	BSW	7.0-9.0	50	2,337	30.9	10.7	10.0	673	34.0	680/A/A	
	1030877	265/45R20	XL	108V	BSW	8.5-10.0	50	2,205	29.2	10.8	10.0	712	32.3	680/A/A	
	1030878	265/50R20	XL	111V	BSW	7.5-9.5	50	2,403	30.3	11.4	10.0	686	34.4	680/A/A	
	1030879	275/45R20	XL	110V	BSW	8.5-10.5	50	2,337	29.6	11.1	10.0	703	34.1	680/A/A	
	1030880	275/50R20	SL	109H	BSW	7.5-9.5	51	2,271	30.7	11.7	10.0	676	33.9	680/A/A	
21	1030881	275/55R20	SL	113V	BSW	7.5-9.5	51	2,535	31.8	11.4	10.0	654	37.8	680/A/A	
	1030882	275/60R20	SL	115H	BSW	7.5-9.5	51	2,679	32.9	11.3	10.5	631	38.2	680/A/A	
	1030883	275/45R21	XL	110H	BSW	8.5-10.5	50	2,337	30.5	11.1	10.0	680	35.1	680/A/A	
	22	1034097	275/45R22	XL	112V	BSW	8.5-10.5	50	2,469	31.6	11.1	10.0	658	37.2	680/A/A
1030318		285/45R22	XL	114H	BSW	9.0-10.5	50	2,601	31.9	11.5	10.5	651	39.0	680/A/A	

Technical data subject to change without prior notice.

XL : Extra Load BSW : Black Sidewall WSW : White Sidewall OWL : Outlined White Letters RWL : Raised White Letters




# Dynapro HT

Premium Highway All-Season Performance for Light Trucks, Vans & Sport Utility Vehicles

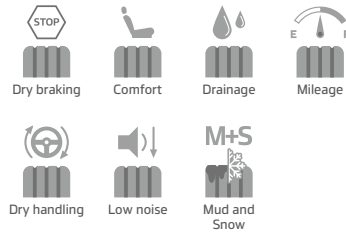
Premium Highway All-Season



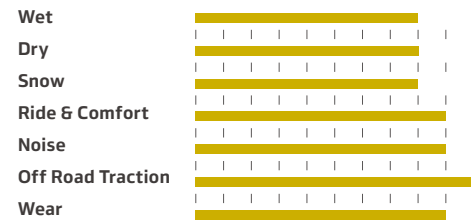

## Technology



## Performance



## Warranties



## Technical profile

Speed symbol : H, T, V  
 Tread width : 185-285  
 Series : 45-85  
 Inch : 15-18, 20, 22  
**UTQG : 700/A/B** \*RE Only  
 Tread design : Symmetrical

Combining all-season functionality with performance for highway driving.

A sport truck and SUV tire that provides a smooth, powerful ride, the Dynapro HT provides greater mileage through specialized treadwear. Excellent snow traction makes driving possible on winter roads while low-rolling resistance offers excellent fuel economy.



Dynapro HT | RH12

Inch	S-Code	Size	LI/SS	Sidewall	Rim Width Range	Max. Load		Overall Diameter	Section Width	Tread Depth	Revs/Mile	Weight	UTQG	OE	Tech
						psi	lbs								
15	1024789	P205/65R15	XL	95T	BSW	5.5-7.5	50	1,521	25.3	8.4	12.5	821	24.5	700/A/B	
	1011330	P235/75R15	XL	108T	OWL	6.0-8.0	41	2,183	28.8	9.3	12.0	721	31.5	700/A/B	
16	1024796	215/55R16	XL	97H	BSW	6.0-7.5	50	1,609	25.1	9.1	12.5	827	24.5	700/A/B	
	1021744	255/70R16	SL	111T	BSW	6.5-8.5	51	2,403	29.9	9.8	10.0	695	30.4	500/B/A	FORD Ranger XL ('19-'23)
	1011332	P215/70R16	SL	99T	BSW	5.5-7.0	51	1,709	27.9	8.7	12.0	744	26.8	700/A/B	
	1013909	P225/70R16	SL	101T	BSW	6.0-7.5	51	1,819	28.5	9.1	12.0	729	29.1	700/A/B	
	1013911	P225/75R16	SL	104T	BSW	6.0-7.5	51	1,984	29.3	8.9	12.0	710	29.6	700/A/B	
	1011334	P235/70R16	XL	107T	OWL	6.0-8.0	41	2,149	29.0	9.5	12.0	716	32.4	700/A/B	
	1011339	P235/75R16	XL	109T	OWL	6.0-8.0	41	2,271	29.8	9.3	12.0	697	33.1	700/A/B	
	1011335	P245/70R16	SL	106T	OWL	6.5-8.0	51	2,094	29.6	9.9	12.0	702	33.6	700/A/B	
	1011340	P245/75R16	SL	109T	OWL	6.5-8.0	51	2,271	30.4	9.8	12.0	682	34.3	700/A/B	
	1015220	P245/75R16	SL	109S	BSW	6.5-8.0	51	2,271	30.4	9.6	10.5	682	31.4	500/B/B	TOYOTA Tacoma ('15-'23)
	1011336	P255/70R16	SL	109T	OWL	6.5-8.5	51	2,271	30.1	10.3	12.5	689	34.8	700/A/B	
	1011337	P265/70R16	SL	111T	OWL	7.0-9.0	51	2,403	30.7	10.7	12.5	677	37.9	700/A/B	
17	1017446	P265/70R16	SL	111T	BSW	7.0-9.0	51	2,403	30.6	10.8	10.0	680	34.2	700/B/A	NISSAN Frontier ('21-'27)
	1011341	P265/75R16	SL	114T	OWL	7.0-9.0	51	2,601	31.6	10.6	12.5	657	37.7	700/A/B	
	1014070	225/65R17	SL	102H	BSW	6.0-8.0	51	1,874	28.5	9.3	10.0	708	26.8	380/A/A	NISSAN Rogue ('13-'20)
	1023527	225/65R17	SL	102H	BSW	6.0-8.0	51	1,874	28.4	9.3	10.0	731	27.3	380/A/A	NISSAN Rogue ('17-'20)
	1025932	235/75R17	SL	109T	BSW	6.0-8.0	51	2,271	30.8	9.2	12.5	655	33.8	700/A/B	
	1012468	P235/70R17	XL	108T	BSW	6.0-8.0	50	2,205	30.0	9.5	12.0	691	32.9	700/A/B	
	1013912	P245/65R17	SL	105T	BSW	7.0-8.5	51	2,039	29.6	10.3	12.0	702	32.2	700/A/B	
	1011345	P245/70R17	SL	108T	OWL	6.5-8.0	51	2,205	30.6	9.9	12.0	679	34.4	700/A/B	
	1011343	P255/65R17	SL	108T	OWL	7.0-9.0	51	2,205	30.1	10.7	12.0	689	34.5	700/A/B	
	1011346	P255/70R17	SL	110T	OWL	6.5-8.5	51	2,337	31.2	10.3	12.5	667	37.0	700/A/B	
	1011344	P265/65R17	SL	110T	BSW	7.5-9.5	51	2,337	30.6	11.1	12.0	679	38.0	700/A/B	
	1011347	P265/70R17	SL	113T	OWL	7.0-9.0	51	2,535	31.7	10.7	12.5	655	40.1	700/A/B	
18	1024246	265/60R18	SL	110T	BSW	7.5-9.5	51	2,337	30.4	10.7	10.0	682	34.3	600/A/B	FORD F-150 ('20-'26)
	1016508	275/65R18	SL	116H	BSW	7.5-9.5	51	2,756	32.1	11.0	11.0	647	39.5	700/B/A	LINCOLN Navigator ('17-'21), FORD Expedition ('17-'21)
	1011350	P255/70R18	SL	112T	BSW	6.5-8.5	51	2,469	32.1	10.3	12.5	647	38.4	700/A/B	
	1017448	P265/60R18	SL	109T	BSW	7.5-9.5	51	2,271	30.5	11.3	12.0	680	34.5	700/A/B	NISSAN Frontier ('15-'21)
	1013843	P265/65R18	SL	112T	BSW	7.5-9.5	51	2,469	31.6	11.1	12.0	658	39.8	700/A/B	
	1011351	P265/70R18	SL	114T	BSW	7.0-9.0	51	2,601	32.7	10.7	12.5	636	40.8	700/A/B	
	1011349	P275/65R18	SL	114T	BSW	7.5-9.5	51	2,601	32.1	11.5	12.5	647	40.5	700/A/B	
	1013171	275/55R20	SL	113T	BSW	7.5-9.5	51	2,535	32.0	11.5	11.0	649	40.7	700/A/B	LINCOLN Navigator ('14-'17), FORD Expedition ('14-'17)
	1012466	P275/55R20	SL	111H	BSW	7.5-9.5	51	2,403	31.9	11.7	12.5	651	40.4	700/A/B	
20	1013844	P275/60R20	SL	114T	BSW	7.5-9.5	51	2,601	33.0	11.7	12.5	629	42.0	700/A/B	RAM 1500 ('16-'24)
	1016510	285/45R22	XL	114H	BSW	9.0-10.5	50	2,601	32.3	11.4	11.0	643	39.5	700/A/A	LINCOLN Navigator ('17-'21), FORD Expedition ('17-'21)

Technical data subject to change without prior notice.

XL : Extra Load BSW : Black Sidewall WSW : White Sidewall OWL : Outlined White Letters RWL : Raised White Letters

Mileage, Road Hazard, and 30 Day Free Trial warranties apply only to replacement tires. Original Equipment tires are excluded.

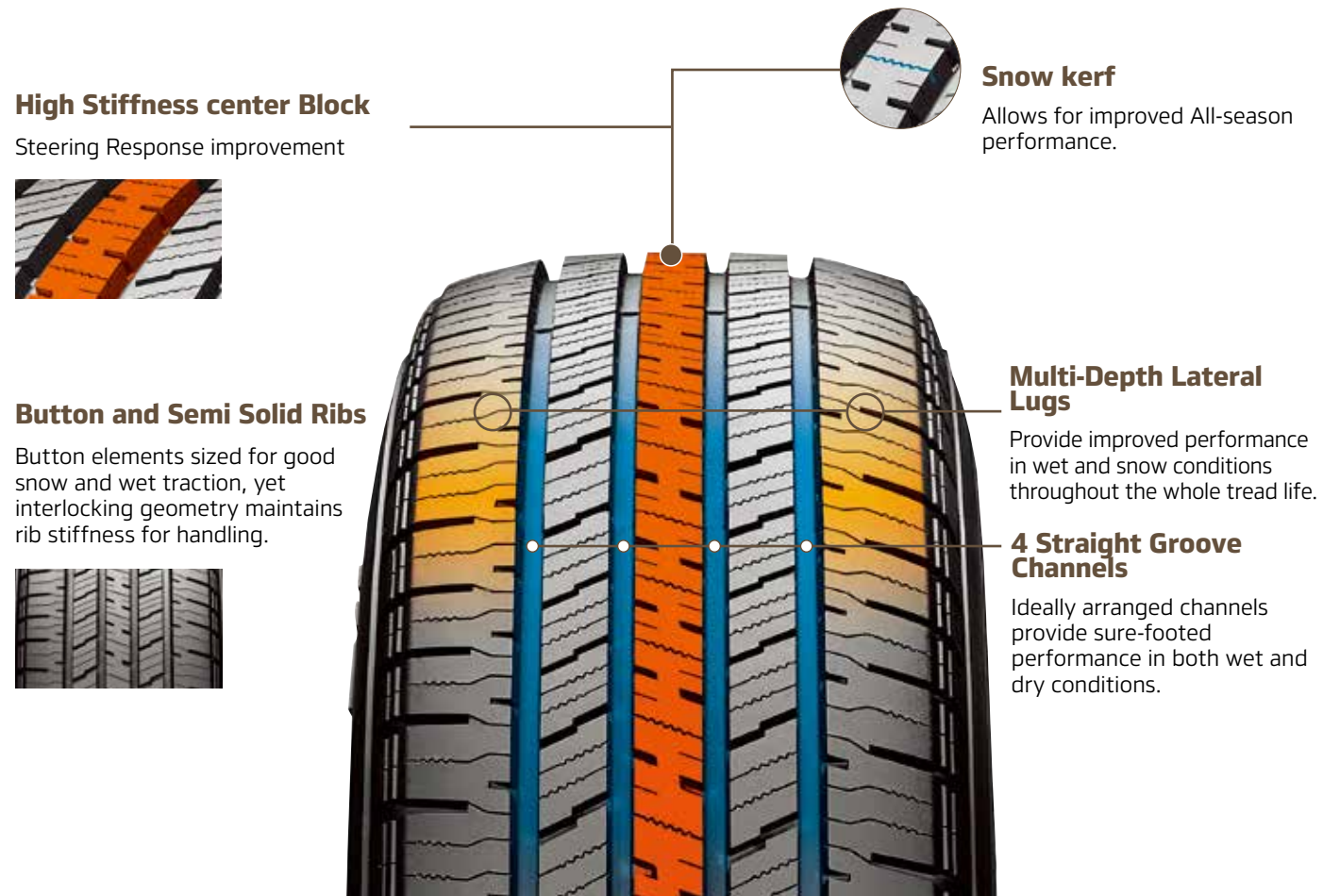
Tech : Hankook Innovative Technology HRS : Hankook Runflat System SOA : Sound Absorber SEG : Sealguard EV : Electric Vehicle

\* Road Hazard Warranty and 30 Day Free Trial does not apply to LT-Metric tires



## Computer Generated Symmetric Pattern Resists Irregular Wear

Better handling and noise performance by way of center rib block and multi kerf design.



Dynapro HT | RH12

LT-Metric

Inch	S-Code	Size	LI/SS	Sidewall	Rim Width Range	Max. Load		Overall Diameter	Section Width	Tread Depth	Revs/Mile	Weight	OE	Tech
						psi	lbs							
15	2021133	185/60R15C	94/92T	BSW	5.5-6.0	54	1,475/1,390	23.7	7.7	14.0	884	24.1		
16	2001864	195/75R16C	107/105R	BSW	5.0-6.0	70	2,150/2,040	27.5	7.9	12.5	761	32.6	FORD Transit ('14-'19)	
	2020826	205/75R16C	113/111R	BSW	5.5-6.5	76	2,535/2,403	27.9	8.2	11.5	750	34.2	FORD Transit ('19-'28)	
	2001863	235/65R16C	121/119R	BSW	6.5-7.5	85	3,195/3,000	28.0	9.4	12.5	746	40.4	FORD Transit ('14-'19)	
	2002008	LT235/75R15	104/101Q	OWL	6.0-8.0	50	1,985/1,820	28.8	9.2	14.5	726	37.1		
	2001832	LT215/85R16	115/112Q	BSW	5.5-7.0	80	2,680/2,470	30.3	8.2	14.5	689	39.6		
	2001831	LT225/75R16	115/112S	BSW	6.0-7.5	80	2,680/2,470	29.2	8.8	14.5	715	39.9	FORD E-Series ('19-'27)	
	2001811	LT235/85R16	120/116Q	BSW	6.0-7.5	80	3,042/2,778	31.7	9.1	14.5	660	43.7		
	2001614	LT245/75R16	120/116S	BSW	6.5-8.0	80	3,042/2,778	30.4	9.5	14.5	687	43.1		
	2021454	LT245/75R16	120/116R	BSW	6.5-8.0	80	3,042/2,778	30.3	9.9	13.5	689	41.3	FORD E-Series ('21-'27)	
	2001812	LT265/75R16	123/120S	BSW	7.0-9.0	80	3,415/3,085	31.6	10.5	14.5	661	47.4		
17	2001835	LT235/80R17	120/117R	BSW	6.0-8.0	80	3,085/2,835	31.7	9.0	14.5	659	45.5		
	2001833	LT245/70R17	119/116S	BSW	6.5-8.0	80	3,000/2,755	30.5	9.8	14.5	686	43.8		
	2021485	LT245/70R17	119/116S	BSW	6.5-8.0	80	3,000/2,755	30.5	9.8	14.0	686	40.7	RIVIAN Electric Delivery Van ('21-'25)	EV
	2001834	LT245/75R17	121/118S	BSW	6.5-8.0	80	3,195/2,910	31.4	9.6	14.5	665	46.0		
	2001848	LT265/70R17	121/118S	BSW	7.0-9.0	80	3,195/2,910	31.6	10.6	14.5	662	48.0		
	2021230	LT285/70R17	121/118S	BSW	7.5-9.5	80	3,195/2,910	32.7	11.4	14.5	639	57.9		
18	2021229	LT265/70R18	124/121S	BSW	7.0-9.0	80	3,525/3,195	32.5	10.7	15.0	643	49.6		
	2021227	LT275/65R18	123/120S	BSW	8.0-9.5	80	3,415/3,085	32.1	11.0	16.5	652	57.7		
	2021226	LT275/70R18	128/125S	BSW	7.0-9.0	80	3,640/3,305	33.2	11.0	15.0	630	60.2		
20	2021231	LT265/60R20	121/118S	BSW	8.0-9.5	80	3,195/2,910	32.5	10.7	15.0	643	51.9		
	2021228	LT275/65R20	126/123S	BSW	8.0-9.5	80	3,750/3,415	34.1	11.0	15.0	613	62.1		

Technical data subject to change without prior notice.

XL : Extra Load BSW : Black Sidewall WSW : White Sidewall OWL : Outlined White Letters RWL : Raised White Letters

Mileage, Road Hazard, and 30 Day Free Trial warranties apply only to replacement tires. Original Equipment tires are excluded.

Tech : Hankook Innovative Technology HRS : Hankook Runflat System SOA : Sound Absorber SEG : Sealguard EV : Electric Vehicle

\* Road Hazard Warranty and 30 Day Free Trial does not apply to LT-Metric tires



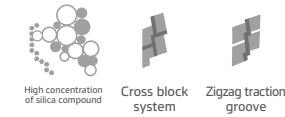
# Dynapro AT2 Xtreme

On and off road all-terrain for Light Truck and SUVs

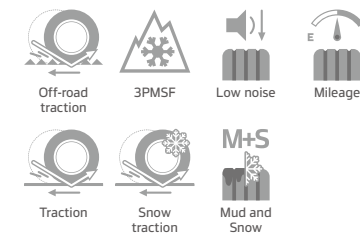
Premium All-Terrain



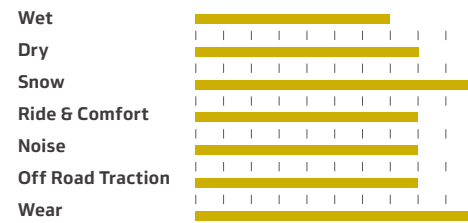
## Technology



## Performance



## Warranties



## Technical profile

Speed symbol : H, S, T  
 Tread width : 215-315  
 Series : 45-85  
 Inch : 15-18, 20, 22  
**UTQG : 660/A/B**  
 Tread design : Symmetrical

## Tough in all-terrains

The Dynapro AT2 Xtreme has been reimagined with a more aggressive shoulder design, enhanced noise reduction and longer mileage. It's aggressive high-depth sidewall blocks and cross-combined shoulder scoops enhance off-road traction and help prevent cuts and abrasions. The Dynapro AT2 Xtreme is also 3-Peak Mountain Snowflake rated and provides quiet and comfortable on-road performance.



Dynapro AT2 Xtreme | RF12

Inch	S-Code	Size	LI/SS	Sidewall	Rim Width Range	Max. Load		Overall Diameter	Section Width	Tread Depth	Revs/Mile	Weight	UTQG	Tech		
						psi	lbs									
15	1029781	235/75R15	XL	109T	RWL	6.0-8.0	50	2,271	28.8	9.0	12.5	722	32.1	660/A/B	3PMSF	
	16	1029808	215/70R16	SL	100T	RWL	5.5-7.0	51	1,764	27.8	8.6	12.5	747	28.1	660/A/B	3PMSF
		1029806	225/70R16	SL	103T	RWL	6.0-7.5	51	1,929	28.3	8.9	12.5	733	29.7	660/A/B	3PMSF
		1029798	225/75R16	XL	108T	RWL	6.0-7.5	50	2,205	29.2	8.7	12.5	711	32.0	660/A/B	3PMSF
		1029794	235/70R16	XL	109T	RWL	6.0-8.0	50	2,271	28.9	9.3	12.5	718	32.5	660/A/B	3PMSF
		1029795	235/75R16	XL	112T	RWL	6.0-8.0	50	2,469	29.9	9.1	12.5	694	34.4	660/A/B	3PMSF
		1029796	245/70R16	XL	111T	RWL	6.5-8.0	50	2,403	29.5	9.7	12.5	704	35.4	660/A/B	3PMSF
		1029783	245/75R16	SL	111T	RWL	6.5-8.0	51	2,403	30.4	9.6	12.5	682	36.6	660/A/B	3PMSF
		1029797	255/70R16	SL	111T	RWL	6.5-8.5	51	2,403	30.0	10.2	12.5	691	37.3	660/A/B	3PMSF
1029782	265/70R16	SL	112T	RWL	7.0-9.0	51	2,469	30.6	10.6	12.5	678	38.5	660/A/B	3PMSF		
1029793	265/75R16	SL	116T	RWL	7.0-9.0	51	2,756	31.5	10.4	12.5	659	38.6	660/A/B	3PMSF		
17	1031251	215/65R17	SL	99T	BSW	6.0-7.5	51	1,709	28.1	8.6	12.5	740	28.0	660/A/B	3PMSF	
	1031253	225/60R17	SL	99H	BSW	6.0-8.0	51	1,708	27.6	9.3	12.5	751.5	28.4	660/A/B	3PMSF	
	1029800	235/65R17	SL	104T	RWL	6.5-8.5	51	1,984	29.1	9.6	12.5	714	32.4	660/A/B	3PMSF	
	1029799	235/75R17	SL	109T	RWL	6.0-8.0	51	2,271	30.8	9.2	12.5	674	34.4	660/A/B	3PMSF	
	1029784	245/65R17	XL	111T	RWL	7.0-8.5	50	2,403	29.6	10.0	12.5	702	35.3	660/A/B	3PMSF	
	1029786	245/70R17	SL	110T	RWL	6.5-8.0	51	2,337	30.5	9.7	12.5	681	37.0	660/A/B	3PMSF	
	1029804	245/75R17	SL	112T	BSW	6.5-8.0	51	2,469	31.4	9.6	12.5	661	37.9	660/A/B	3PMSF	
	1029801	255/65R17	SL	110T	RWL	7.0-9.0	51	2,337	30.0	10.4	12.5	691	37.0	660/A/B	3PMSF	
	1029785	255/70R17	SL	112T	RWL	6.5-8.5	51	2,469	31.1	10.2	12.5	669	38.6	660/A/B	3PMSF	
	1029791	255/75R17	SL	115T	BSW	6.5-8.5	51	2,679	32.0	10.0	12.5	650	39.0	660/A/B	3PMSF	
	1029787	265/65R17	SL	112T	RWL	7.0-9.0	51	2,469	30.5	10.9	12.5	681	39.3	660/A/B	3PMSF	
	1029842	265/70R17	SL	115T	RWL	7.0-9.0	51	2,679	31.6	10.6	12.5	657	39.6	660/A/B	3PMSF	
18	1029802	235/60R18	SL	103T	BSW	6.5-8.5	51	1,929	29.1	9.9	12.5	715	32.8	660/A/B	3PMSF	
	1031087	235/65R18	XL	110H	RWL	6.5-8.5	50	2,337	30.0	9.5	12.5	691	35.1	660/A/B	3PMSF	
	1029792	255/60R18	SL	108T	BSW	7.0-9.0	51	2,205	30.0	10.8	12.5	693	35.8	660/A/B	3PMSF	
	1029780	255/70R18	SL	113T	BSW	6.5-8.5	51	2,535	32.0	10.2	12.5	648	39.4	660/A/B	3PMSF	
	1029779	265/60R18	XL	114T	BSW	7.5-9.5	50	2,601	30.4	11.0	12.5	682	38.9	660/A/B	3PMSF	
	1029959	265/65R18	SL	114T	BSW	7.5-9.5	51	2,601	31.5	10.9	12.5	660	40.1	660/A/B	3PMSF	
	1031247	265/70R18	SL	116T	BSW	7.0-9.0	51	2,756	32.6	10.6	12.5	638	41.3	660/A/B	3PMSF	
	1029958	275/65R18	SL	116T	BSW	7.5-9.5	51	2,756	32.1	11.1	12.5	647	41.5	660/A/B	3PMSF	
	1031249	265/50R20	XL	111T	BSW	7.5-9.5	50	2,403	30.5	11.4	12.5	682	40.3	660/A/B	3PMSF	
20	1031250	275/55R20	SL	113T	BSW	7.5-9.5	51	2,535	31.9	11.5	12.5	652	41.9	660/A/B	3PMSF	
	1029777	275/60R20	SL	115T	BSW	7.5-9.5	51	2,679	32.9	11.4	12.5	631	43.9	660/A/B	3PMSF	
	1029803	305/50R20	XL	120T	BSW	8.5-11.0	50	3,086	32.0	12.8	12.5	650	48.4	660/A/B	3PMSF	
22	1029960	285/45R22	SL	110T	BSW	9.0-10.5	51	2,337	32.0	11.5	12.5	650	40.3	660/A/B	3PMSF	
	1029778	305/45R22	XL	118T	BSW	9.5-11.5	50	2,910	32.7	12.1	12.5	635	46.1	660/A/B	3PMSF	

Technical data subject to change without prior notice.

XL : Extra Load BSW : Black Sidewall WSW : White Sidewall OWL : Outlined White Letters RWL : Raised White Letters

Tech : Hankook Innovative Technology HRS : Hankook Runflat System SOA : Sound Absorber SEG : Sealguard EV : Electric Vehicle

\* Road Hazard Warranty does not apply to LT-Metric tires



Dynapro AT2 Xtreme | RF12

LT-Metric

Inch	S-Code	Size	LI/SS	Sidewall	Rim Width Range	Max. Load		Overall Diameter	Section Width	Tread Depth	Revs/Mile	Weight	Tech	
						psi	lbs							
15	2021652	LT215/75R15	C	100/97S	RWL	5.5-7.0	50	1,765/1,610	27.6	8.5	14.5	758	33.6	3PMSF
	2021643	LT235/75R15	C	104/101S	RWL	6.0-8.0	50	1,985/1,820	28.8	9.1	15.5	726	37.6	3PMSF
	2021644	30X9.50R15LT	C	104S	RWL	6.0-8.0	50	1,985	29.5	9.1	15.5	708	38.1	3PMSF
	2021629	31X10.50R15LT	C	109S	RWL	7.0-9.0	50	2,270	30.5	9.9	15.5	686	42.5	3PMSF
	2021822	32X11.50R15LT	C	113S	RWL	6.5-8.5	50	2,535	31.5	10.4	15.5	663	51.0	3PMSF
	2021654	33X12.50R15LT	C	108S	RWL	8.0-10.5	35	2,205	32.6	11.7	15.5	641	57.5	3PMSF
16	2021645	LT215/85R16	E	115/112S	RWL	5.5-7.0	80	2,680/2,470	30.3	8.2	15.0	690	40.0	3PMSF
	2021626	LT225/75R16	E	115/112S	BSW	6.0-7.0	80	2,680/2,470	29.2	8.7	15.0	716	39.4	3PMSF
	2021671	LT235/85R16	E	120/116S	BSW	6.0-7.5	80	3,042/2,778	31.6	8.6	16.0	661	44.3	3PMSF
	2021630	LT245/75R16	E	120/116S	RWL	6.5-8.0	80	3,042/2,778	30.4	9.5	15.0	688	44.3	3PMSF
	2021653	LT265/70R16	D	117/114S	RWL	7.0-9.0	65	2,835/2,600	30.6	10.4	15.5	684	46.5	3PMSF
	2021669	LT265/75R16	E	123/120S	BSW	7.0-8.0	80	3,415/3,085	31.7	9.9	15.5	660	47.4	3PMSF
	2021639	LT285/75R16	E	126/123S	RWL	7.5-9.0	80	3,750/3,415	32.8	10.7	15.5	637	59.8	3PMSF
	2021659	LT305/70R16	E	124/121S	RWL	8.0-10.0	65	3,525/3,195	32.8	11.9	15.5	637	62.7	3PMSF
	2021660	LT315/75R16	D	121/118S	RWL	8.0-10.5	50	3,195/2,910	34.6	11.7	15.5	605	65.5	3PMSF
	17	2021812	LT225/65R17	D	107/103S	BSW	6.0-8.0	65	2,150/1,930	28.4	9.0	15.0	735	38.4
2021651		LT225/75R17	E	116/113S	BSW	6.0-7.5	80	2,755/2,535	30.2	8.4	15.0	692	41.5	3PMSF
2021670		LT235/80R17	E	120/117S	BSW	6.0-7.5	80	3,085/2,835	31.7	8.8	16.0	659	44.3	3PMSF
2021805		LT245/65R17	D	111/108S	RWL	7.0-8.5	65	2,405/2,205	29.4	9.8	16.0	710	43.9	3PMSF
2021633		LT245/70R17	E	119/116S	RWL	6.5-8.0	80	3,000/2,755	30.5	9.6	15.5	685	45.4	3PMSF
2021632		LT245/75R17	E	121/118S	RWL	6.5-7.5	80	3,195/2,910	31.6	9.5	15.0	662	45.6	3PMSF
2021813		LT255/75R17	C	111/108S	BSW	6.5-8.5	50	2,405/2,205	32.0	9.5	15.0	652	46.1	3PMSF
2021667		LT265/70R17	E	121/118S	RWL	7.0-8.5	80	3,195/2,910	31.6	10.6	15.0	661	48.8	3PMSF
2021650		LT275/70R17	E	121/118S	RWL	7.0-9.0	80	3,195/2,910	32.1	10.6	15.5	652	56.8	3PMSF
2021640		LT285/70R17	E	121/118S	RWL	7.5-9.0	80	3,195/2,910	32.7	11.2	15.5	639	58.7	3PMSF
2021704		LT285/75R17	E	121/118S	BSW	7.5-9.5	80	3,195/2,910	33.8	10.6	15.5	618	60.7	3PMSF
2021662		LT295/70R17	E	121/118S	BSW	7.5-10.0	80	3,195/2,910	33.2	11.5	15.5	630	61.5	3PMSF
2021661		LT315/70R17	E	121/118S	RWL	8.0-10.5	65	3,195/2,910	34.4	12.3	15.5	608	69.5	3PMSF
2021663		35X12.50R17LT	E	121S	RWL	8.0-10.5	65	3,195	34.5	11.7	16.0	606	69.4	3PMSF

Technical data subject to change without prior notice.

XL : Extra Load BSW : Black Sidewall WSW : White Sidewall OWL : Outlined White Letters RWL : Raised White Letters  
 Tech : Hankook Innovative Technology HRS : Hankook Runflat System SOA : Sound Absorber SEG : Sealguard EV : Electric Vehicle

\* Road Hazard Warranty does not apply to LT-Metric tires



Dynapro AT2 Xtreme | RF12

LT-Metric

Inch	S-Code	Size	LI/SS	Sidewall	Rim Width Range	Max. Load		Overall Diameter	Section Width	Tread Depth	Revs/Mile	Weight	Tech	
						psi	lbs							
18	2021809	LT265/60R18	E	119/116S	BSW	8.0-9.5	80	3,000/2,755	30.5	10.9	14.5	686	46.8	3PMSF
	2021707	LT265/65R18	E	122/119S	BSW	8.0-9.5	80	3,305/3,000	31.4	10.6	15.0	665	49.8	3PMSF
	2021634	LT265/70R18	E	124/121S	BSW	7.0-9.0	80	3,525/3,195	32.6	10.5	15.0	641	50.2	3PMSF
	2021642	LT275/65R18	E	123/120S	BSW	7.5-9.0	80	3,415/3,085	32.1	11.0	14.5	652	61.1	3PMSF
	2021641	LT275/70R18	E	125/122S	BSW	7.0-8.5	80	3,640/3,305	33.1	10.8	14.5	631	63.1	3PMSF
	2021664	LT285/65R18	E	125/122S	BSW	8.5-10.0	80	3,640/3,195	32.6	11.4	14.5	642	63.3	3PMSF
	2021708	LT285/75R18	E	129/126S	BSW	7.5-9.5	80	4,080/3,750	34.8	10.6	14.5	601	66.8	3PMSF
	2021709	LT295/70R18	E	129/126S	BSW	7.5-10.0	80	4,080/3,750	34.4	11.1	14.5	608	67.5	3PMSF
	2021717	LT305/65R18	E	124/121S	BSW	9.0-11.0	65	3,525/3,195	33.7	11.7	14.5	621	69.5	3PMSF
	2021655	LT325/60R18	E	124/121S	BSW	9.5-11.5	65	3,525/3,195	33.3	13.1	14.5	628	69.4	3PMSF
	2021666	LT325/65R18	E	127/124S	BSW	9.5-11.5	65	3,860/3,525	34.6	12.8	14.5	605	75.9	3PMSF
	2021705	33X12.50R18LT	F	122S	BSW	8.5-11.0	80	3,305	32.5	12.2	15.5	643	67.2	3PMSF
20	2021718	35X12.50R18LT	F	128S	BSW	8.5-11.0	80	3,970	34.5	11.9	16.0	606	73.2	3PMSF
	2021648	LT265/60R20	E	121/118S	BSW	8.0-9.5	80	3,195/2,910	32.5	10.7	14.5	644	55.0	3PMSF
	2021636	LT275/55R20	D	115/112S	BSW	7.5-9.5	65	2,680/2,470	31.9	11.6	14.5	656	55.2	3PMSF
	2021638	LT275/60R20	D	119/116S	BSW	7.5-9.5	65	3,000/2,755	32.9	11.1	14.5	635	57.1	3PMSF
	2021635	LT275/65R20	E	126/123S	BSW	7.5-9.5	80	3,750/3,415	34.0	11.2	14.5	614	64.6	3PMSF
	2021637	LT285/55R20	E	122/119S	BSW	8.0-10.0	80	3,305/3,000	32.4	11.8	16.0	646	63.6	3PMSF
	2021711	LT285/60R20	E	125/122S	BSW	8.5-10.0	80	3,640/3,305	33.5	11.6	14.5	625	64.9	3PMSF
	2021712	LT295/55R20	E	123/120S	BSW	8.5-10.5	80	3,415/3,085	32.8	12.3	16.0	638	65.1	3PMSF
2021657	LT295/60R20	E	126/123S	BSW	8.5-10.5	80	3,750/3,415	33.9	12.0	15.0	617	69.7	3PMSF	
	2021710	33X12.50R20LT	F	119S	BSW	8.5-11.0	80	3,000	32.6	12.6	14.5	641	66.4	3PMSF

Technical data subject to change without prior notice.

XL : Extra Load BSW : Black Sidewall WSW : White Sidewall OWL : Outlined White Letters RWL : Raised White Letters  
 Tech : Hankook Innovative Technology HRS : Hankook Runflat System SOA : Sound Absorber SEG : Sealguard EV : Electric Vehicle

\* Road Hazard Warranty does not apply to LT-Metric tires

ION

Ventus

Kinergy

Dynapro

Vantra

Winter

Original Equipment



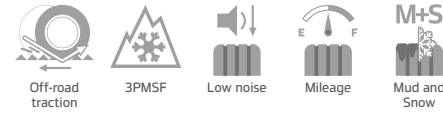
# Dynapro XT

On and off road rugged terrain for Light Truck and SUVs

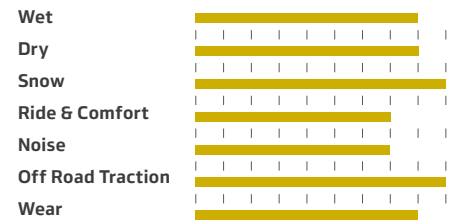

Rugged Terrain



## Performance



## Warranties



## Technical profile

Speed symbol : R  
 Tread width : 235-315  
 Series : 55-80  
 Inch : 17, 18, 20, 22  
 Tread design : Symmetrical

## Ruggedness meets comfort

The Dynapro XT offers excellent off-road traction in rugged conditions as well as an aggressive sawtoothed sidewall design that provides protection against punctures. The Dynapro XT also comes equipped with a 3-Peak Mountain Snowflake rating, allowing for excellent performance in severe snow conditions.



Dynapro XT | RC10

LT-Metric

Inch	S-Code	Size	LI/SS	Sidewall	Rim Width Range	Max. Load		Overall Diameter	Section Width	Tread Depth	Revs/Mile	Weight	Tech	
						psi	lbs							
17	2021367	LT235/80R17	E	120/117R	BSW	6.0-8.0	80	3,085/2,835	31.7	8.8	15.5	659	44.2	3PMSF
	2021368	LT245/75R17	E	121/118R	BSW	6.5-8.0	80	3,195/2,910	31.4	9.4	15.5	665	45.7	3PMSF
	2021369	LT255/75R17	C	111/108R	BSW	6.5-8.5	50	2,405/2,205	32.0	9.6	15.5	654	46.7	3PMSF
	2021370	LT255/80R17	E	121/118R	BSW	6.5-8.5	80	3,195/2,910	33.0	9.6	15.5	633	49.3	3PMSF
	2021371	LT265/70R17	E	121/118R	BSW	7.0-9.0	80	3,195/2,910	31.6	10.4	15.5	661	48.3	3PMSF
	2021497	LT285/70R17	E	121/118R	BSW	7.5-9.5	80	3,195/2,910	32.7	11.2	15.5	639	57.8	3PMSF
	2021373	LT285/75R17	E	121/118R	BSW	7.5-9.5	80	3,195/2,910	33.8	10.6	15.5	618	60.4	3PMSF
	2021374	LT295/70R17	E	121/118R	BSW	7.5-10.0	80	3,195/2,910	33.3	11.4	15.5	628	59.7	3PMSF
	2021498	LT315/70R17	E	121/118R	BSW	8.0-10.5	65	3,195/2,910	34.4	12.2	15.5	608	69.9	3PMSF
	2021505	35X12.50R17LT	F	121R	BSW	8.0-10.5	80	3,195	34.5	11.9	17.0	605	71.1	3PMSF
18	2021366	37X12.50R17LT	D	124R	BSW	8.0-10.5	50	3,525	36.6	11.7	17.0	572	69.9	3PMSF
	2021499	LT275/65R18	E	123/120R	BSW	8.0-9.5	80	3,415/3,085	32.0	10.9	15.5	652	61.7	3PMSF
	2021501	LT275/70R18	E	125/122R	BSW	7.0-9.0	80	3,640/3,305	33.1	10.8	15.5	631	62.7	3PMSF
	2021500	LT285/65R18	E	125/122R	BSW	8.0-10.0	80	3,640/3,305	32.5	11.4	15.5	643	63.8	3PMSF
	2021381	LT285/75R18	E	129/126R	BSW	7.5-9.5	80	4,080/3,750	34.8	10.6	15.5	600	65.5	3PMSF
	2021506	35X12.50R18LT	F	128R	BSW	8.5-11.0	80	3,970	34.5	12.0	17.0	605	72.3	3PMSF
20	2021388	LT275/65R20	E	126/123R	BSW	8.0-9.5	80	3,750/3,415	34.0	11.2	15.5	615	65.0	3PMSF
	2021389	LT285/55R20	E	122/119R	BSW	8.5-10.0	80	3,305/3,000	32.4	11.9	15.5	644	62.5	3PMSF
	2021390	LT295/55R20	E	123/120R	BSW	8.5-10.5	80	3,415/3,085	32.8	12.3	15.5	638	63.2	3PMSF
	2021391	LT295/60R20	E	126/123R	BSW	8.5-10.5	80	3,750/3,415	33.9	11.9	15.5	617	67.9	3PMSF
	2021392	LT295/65R20	E	129/126R	BSW	8.5-10.5	80	4,080/3,750	35.1	11.7	15.5	596	70.5	3PMSF
	2021393	LT305/55R20	F	125/122R	BSW	9.0-11.0	80	3,640/3,305	33.2	12.6	15.5	629	66.8	3PMSF
	2021384	33X12.50R20LT	F	119R	BSW	8.5-11.0	80	3,000	32.5	12.6	17.0	643	66.8	3PMSF
	2021385	35X12.50R20LT	F	125R	BSW	8.5-11.0	80	3,640	34.5	12.3	17.0	606	71.7	3PMSF
	2021386	37X12.50R20LT	F	128R	BSW	8.5-11.0	80	3,970	36.6	12.0	17.0	572	76.5	3PMSF
	2021387	37X13.50R20LT	F	128R	BSW	9.5-11.0	80	3,970	36.5	13.1	17.0	572	80.8	3PMSF
22	2021396	37X13.50R22LT	F	128R	BSW	9.5-12.0	80	3,970	36.5	13.4	17.0	573	82.8	3PMSF

Technical data subject to change without prior notice.

XL : Extra Load BSW : Black Sidewall WSW : White Sidewall OWL : Outlined White Letters RWL : Raised White Letters  
 Tech : Hankook Innovative Technology HRS : Hankook Runflat System SOA : Sound Absorber SEG : Sealguard



# Dynapro MT2

Off-road Maximum Traction

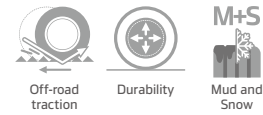
Mud Terrain



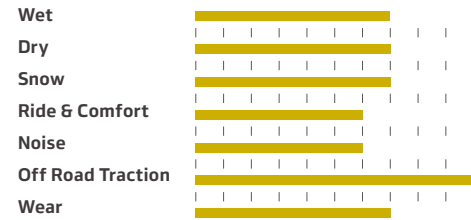
## Technology



## Performance



## Warranties



## Technical profile

Tread width : 215-315  
 Series : 55-85  
 Inch : 15-18, 20, 22  
 Speed symbol : Q  
 Tread design : Symmetrical



## Off-Road Traction for the Toughest Terrain

The Dynapro MT2 boasts superb multi-directional traction and excellent grip, acceleration and anti-puncture capability. Even under harsh off-road conditions, expect the best possible driving performance with excellent handling and stability on any road type.



Dynapro MT2 | RT05

LT-Metric

Inch	S-Code	Size	LI/SS	Sidewall	Rim Width Range	Max. Load		Overall Diameter	Section Width	Tread Depth	Revs/Mile	Weight	OE	
						psi	lbs							
15	2020985	LT215/75R15	C	100/97Q	OWL	5.5-7.0	50	1,765/1,610	27.8	8.3	15.5	751	35.7	
	2020986	LT235/75R15	C	104/101Q	OWL	6.0-8.0	50	1,985/1,820	29.0	8.9	16.0	720	39.1	
	2020980	30X9.50R15LT	C	104Q	OWL	6.0-8.0	50	1,985	29.7	9.0	17.0	704	41.3	
	2020981	31X10.50R15LT	C	109Q	OWL	7.0-9.0	50	2,270	30.7	10.1	17.5	679	47.5	
	2020982	32X11.50R15LT	C	113Q	OWL	6.5-8.5	50	2,535	31.8	10.6	17.0	657	52.9	
2020983	33X12.50R15LT	C	108Q	OWL	8.5-11.0	35	2,205	32.8	11.7	17.0	636	59.6		
16	2020730	LT215/85R16	E	115/112Q	BSW	5.5-7.0	80	2,680/2,470	30.5	8.0	17.0	685	43.9	
	2020799	LT225/75R16	E	115/112Q	BSW	6.0-7.5	80	2,680/2,470	29.4	8.5	17.0	710	42.4	
	2020800	LT245/75R16	E	120/116Q	BSW	6.5-8.0	80	3,042/2,778	30.6	9.5	17.5	684	48.0	
	2020988	LT265/75R16	E	123/120Q	OWL	7.0-9.0	80	3,415/3,085	31.8	10.0	17.0	657	54.1	
	2021075	LT305/70R16	E	124/121Q	OWL	8.0-10.0	65	3,525/3,195	33.0	11.8	18.5	633	67.9	
	2020990	LT315/75R16	E	127/124Q	OWL	8.0-10.5	65	3,860/3,525	34.8	11.7	17.5	601	70.9	
	2021077	LT245/75R17	E	121/118Q	OWL	6.5-8.0	80	3,195/2,910	31.7	9.3	17.5	659	50.6	
2020765	LT265/70R17	E	121/118Q	OWL	7.0-9.0	80	3,195/2,910	31.9	10.4	17.5	656	52.9		
2020991	LT285/70R17	E	121/118Q	OWL	7.5-9.5	80	3,195/2,910	32.9	11.3	18.5	635	64.4		
2020802	LT295/70R17	E	121/118Q	BSW	7.5-10.0	80	3,195/2,910	33.5	11.5	17.0	624	65.9		
2020803	LT315/70R17	D	121/118Q	BSW	8.0-10.5	50	3,195/2,910	34.6	12.3	18.0	605	72.9		
2020790	35X12.50R17LT	E	121Q	BSW	8.0-10.5	65	3,195	34.7	12.0	18.5	602	73.4		
18	2021076	LT235/80R17	E	121/118Q	BSW	6.0-8.0	80	3,085/2,835	31.9	8.7	17.0	654	48.5	
	2020798	LT235/85R16	E	120/116Q	BSW	6.0-7.5	80	3,042/2,778	31.9	8.8	17.0	655	48.9	
	2020806	LT275/65R18	E	123/120Q	BSW	8.0-9.5	80	3,415/3,085	32.2	10.9	18.0	649	64.7	
	2021223	LT275/70R18	E	125/122R	BSW	7.0-9.0	80	3,640/3,305	33.3	10.7	18.5	628	61.2	CHEVROLET Silverado HD ('20-'23), GMC Sierra HD ('20-'23)
	2020807	LT285/65R18	E	125/122Q	BSW	8.0-10.0	80	3,640/3,305	32.7	11.4	17.5	639	68.1	
	2021079	LT305/70R18	E	126/123Q	OWL	8.0-10.0	65	3,750/3,415	35.0	11.8	18.5	597	77.1	
	2021406	33X12.50R18LT	F	122Q	BSW	8.5-11.0	80	3,305	32.7	12.2	16.5	616	69.4	
20	2021080	LT285/55R20	E	122/119Q	BSW	8.5-10.0	80	3,305/3,000	32.6	11.9	17.5	642	67.0	
	2020809	LT295/55R20	E	123/120Q	BSW	8.5-10.5	80	3,415/3,085	33.0	12.3	16.0	634	68.9	
	2021414	LT305/55R20	F	125/122Q	BSW	9.0-11.0	80	3,640/3,305	33.4	12.3	17.8	604	72.5	
	2021409	33X12.50R20LT	F	119Q	BSW	8.5-11.0	80	3,000	32.8	12.6	17.1	616	69.6	
	2021084	37X12.50R20LT	E	126Q	BSW	8.5-11.0	80	3,750	36.7	12.4	18.5	569	82.0	
22	2021085	35X12.50R22LT	E	117Q	BSW	8.5-11.0	65	2,835	34.7	12.3	17.0	601	75.8	
	2021418	37X13.50R22LT	F	128Q	BSW	9.5-12.0	80	3,970	36.7	13.4	18.9	550	87.2	

Technical data subject to change without prior notice.

XL : Extra Load BSW : Black Sidewall WSW : White Sidewall OWL : Outlined White Letters RWL : Raised White Letters

Mileage, Road Hazard, and 30 Day Free Trial warranties apply only to replacement tires. Original Equipment tires are excluded.

Tech : Hankook Innovative Technology HRS : Hankook Runflat System SOA : Sound Absorber SEG : Sealguard EV : Electric Vehicle

ION

Ventus

Kinergy

Dynapro

Vantra

Winter

Original Equipment





## **vanTRA**

Vantra is a brand for Hankook Tire's light trucks, transport vehicles and trailers, providing safe driving for heavily loaded vehicles. It provides basic performance based on all-season performance, durability and long mileage.

Vantra Trailer | *ST01*

Vantra Trailer TH31 | *TH31*

Vantra LT | *RA18*



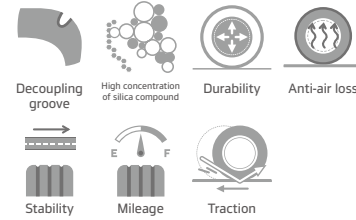
# VanTRA TRAILER / VanTRA TRAILER TH31

Special Trailer

Special Trailer



## VanTRA TRAILER



## VanTRA TRAILER TH31



### Durable & Long-lasting even under Heavy Loads

Vantra Trailer provides superior quality in terms of durability, speed rating and lifespan to improve the performance of your trailer and stand up to heavy-loads and long travel distances.

### Technical profile

Tread width : 175-255  
 Series : 75-90  
 Inch : 13-16  
 Speed symbol : N, M  
 Tread design : Symmetrical

### Trailers

\* Special trailer tires are engineered specifically for use like following trailers



### Vantra Trailer | ST01

Inch	S-Code	Size	LI/SS	Sidewall	Rim Width Range	Max. Load		Overall Diameter	Section Width	Tread Depth	Revs/Mile	Weight	
						psi	lbs						
13	2021432	ST175/80R13	C	91/87N	BSW	4.5-6.0	50	1,360/1,200	23.9	7.0	8.0	875	21.1
	2021433	ST185/80R13	C	94/89N	BSW	4.5-6.0	50	1,480/1,280	24.5	7.2	8.0	853	22.4
14	2021434	ST205/75R14	D	105/101N	BSW	5.0-7.0	65	2,040/1,820	26.0	7.9	8.0	804	28.0
	2021435	ST215/75R14	D	108/103N	BSW	5.5-7.0	65	2,200/1,930	26.6	8.4	8.0	787	29.8
15	2021436	ST205/75R15	D	107/102N	BSW	5.0-7.0	65	2,150/1,870	27.0	7.9	8.0	774	29.6
	2021437	ST225/75R15	E	117/112N	BSW	6.0-7.5	80	2,830/2,470	28.2	8.7	8.0	742	34.3
16	2021438	ST235/80R16	E	123/119N	BSW	6.0-8.0	80	3,420/3,000	30.7	9.1	8.0	682	44.2
	2021439	ST235/85R16	E	125/121N	BSW	6.0-7.5	80	3,640/3,200	31.6	9.0	8.0	662	45.7
	2021440	ST255/85R16	E	129/125N	BSW	6.5-8.0	80	4,080/3,640	32.9	9.6	8.0	635	54.5

### Vantra Trailer TH31 | TH31

16	3003760	ST235/80R16	G	129/125M	BSW	6.0-8.0	110	4,080/3,640	30.8	9.2	12.0	681	60.6
	3003734	ST235/85R16	G	132/127M	BSW	6.0-7.5	110	4,400/3,860	31.6	9.3	12.0	664	61.6
	3003761	ST225/90R16	G	129/125M	BSW	6.0-7.0	110	4,080/3,640	31.8	8.6	12.0	660	59.0

Technical data subject to change without prior notice.

XL : Extra Load BSW : Black Sidewall WSW : White Sidewall OWL : Outlined White Letters RWL : Raised White Letters





### Technology



### Performance



### Technical profile

Tread width : 185-195  
 Inch : 75  
 Inch : 14, 16  
 Speed symbol : R  
 Tread design : Symmetrical

### Improved durability and internal anti abrasion qualities

The Vantra LT, a tire for commercial vans and transport vehicles, provides excellent durability, increased mileage as well as excellent wet performance and a balanced grip. Even under heavy loads, stability is maintained, increasing driver safety.



Vantra LT | RA18

LT-Metric

Inch	S-Code	Size	LI/SS	Sidewall	Rim Width Range	Max. Load		Overall Diameter	Section Width	Tread Depth	Revs/Mile	Weight	OE	
						psi	lbs							
14	2001939	185R14C	D	102/100R	BSW	5.0-6.0	65	1,875/1,764	25.5	7.2	10.0	819	24.2	
	2001946	195R14C	D	106/104R	BSW	5.0-6.0	65	2,094/1,984	26.1	7.6	12.0	800	26.3	
16	2020425	195/75R16C	D	107/105R	BSW	5.0-6.0	69	2,150/2,040	27.3	7.7	11.5	766	28.9	MERCEDES Benz Sprinter (18'25)

ION

Ventus

Kinergy

Dynapro

Vantra

Winter

Original Equipment

Technical data subject to change without prior notice.

XL : Extra Load BSW : Black Sidewall WSW : White Sidewall OWL : Outlined White Letters RWL : Raised White Letters  
 Mileage, Road Hazard, and 30 Day Free Trial warranties apply only to replacement tires. Original Equipment tires are excluded.





## **Winter *i\*cept*** **Winter *i\*Pike***

Winter *i\*cept* and Winter *i\*Pike* are Hankook Tire's winter tire brands that ensure safe driving on snow and ice-covered roads. Our unique compounds and materials deliver a powerful grip force, braking power, and balance, thereby enabling delightful winter driving.

Winter *i\*cept* evo<sup>3</sup> | W330

Winter *i\*cept* evo<sup>3</sup> X | W330A

Winter *i\*cept* iZ<sup>3</sup> | W636

Winter *i\*cept* iZ<sup>3</sup> X | W636A

Winter *i\*Pike* RS<sup>2</sup> | W429

Winter *i\*Pike* X | W429A


*i\*Pike* RW11 | RW11

Winter *i\*Pike* LT | RW09

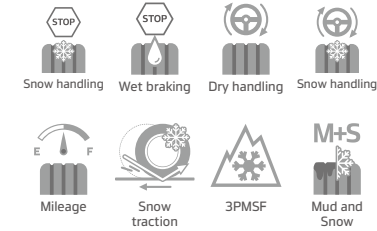




### Technology



### Performance



### Warranties



### Technical profile

Speed symbol : H, V, W  
 Tread width: 215-315  
 Series : 30-65  
 Inch : 17-21  
 Tread design : Directional



### A winter perfection in all conditions

The adaption of highly refined resin infused compound enhances the grip in the wet by keeping it flexible at a wide temperature range. The unidirectional tread together with snow pick shaped groove and 3D- Winter sipes enhances driving stability and improves braking performance on snow covered roads.



Winter i\*cept evo<sup>3</sup> | W330

Studless

Inch	S-Code	Size	LI/SS	Sidewall	Rim Width Range	Max. Load		Overall Diameter	Section Width	Tread Depth	Revs/Mile	Weight	Tech	
						psi	lbs							
17	1026305	215/60R17	SL	96H	BSW	6.0-7.5	51	1,565	27.1	9.0	10.5	768	22.5	3PMSF
	1026304	225/60R17	SL	99H	BSW	6.0-8.0	51	1,709	27.5	9.3	10.5	754	24.3	3PMSF
	1026329	235/45R17	XL	97V	BSW	7.5-9.0	50	1,609	25.2	9.6	10.5	824	22.2	3PMSF
	1026345	235/50R17	XL	100V	BSW	6.5-8.5	50	1,764	26.2	10.0	10.5	794	23.2	3PMSF
	1026320	245/45R17	XL	99V	BSW	7.5-9.0	50	1,709	25.5	9.9	10.5	814	23.7	3PMSF
18	1026310	215/55R18	XL	99V	BSW	6.0-7.5	50	1,709	27.2	9.1	10.5	765	23.7	3PMSF
	1026306	225/40R18	XL	92V	BSW	7.5-9.0	50	1,389	24.8	9.4	10.5	837	19.8	3PMSF
	1026226	225/45R18	XL	95V	BSW	7.0-8.5	50	1,521	25.7	9.2	10.5	808	22.3	3PMSF
	1026312	225/50R18	XL	99V	BSW	6.0-8.0	50	1,709	26.8	9.8	10.5	776	24.2	3PMSF
	1026317	235/40R18	XL	95V	BSW	8.0-9.5	50	1,521	25.3	9.8	10.5	822	21.9	3PMSF
	1026309	235/45R18	XL	98V	BSW	7.5-9.0	50	1,653	26.2	9.6	10.5	793	23.6	3PMSF
	1026313	245/40R18	XL	97V	BSW	8.0-9.5	50	1,609	25.6	10.1	10.5	812	22.6	3PMSF
	1026307	245/45R18	XL	100V	BSW	7.5-9.0	50	1,764	26.5	9.9	10.5	783	25.5	3PMSF
	1026328	245/50R18	XL	104V	BSW	7.0-8.5	50	1,984	27.6	10.5	10.5	753	26.5	3PMSF
	1026360	255/35R18	XL	94V	BSW	8.5-10.0	50	1,477	24.9	10.6	10.5	835	22.5	3PMSF
19	1026322	225/40R19	XL	93V	BSW	7.5-9.0	50	1,433	25.8	9.4	10.5	804	22.1	3PMSF
	1026326	225/45R19	XL	96V	BSW	7.0-8.5	50	1,565	26.8	9.2	10.5	775	22.7	3PMSF
	1026316	235/35R19	XL	91W	BSW	8.0-9.5	50	1,356	25.3	10.0	10.5	820	22.8	3PMSF
	1026319	235/40R19	XL	96V	BSW	8.0-9.5	50	1,565	26.3	9.8	10.5	791	22.8	3PMSF
	1026318	235/45R19	XL	99V	BSW	7.5-9.0	50	1,709	27.2	9.6	10.5	763	24.9	3PMSF
	1026323	245/35R19	XL	93W	BSW	8.0-9.5	50	1,433	25.6	10.1	10.5	810	23.0	3PMSF
	1026314	245/40R19	XL	98V	BSW	8.0-9.5	50	1,653	26.6	10.1	10.5	782	25.1	3PMSF
	1026311	245/45R19	XL	102V	BSW	7.5-9.0	50	1,874	27.5	9.9	10.5	755	26.2	3PMSF
	1026315	255/35R19	XL	96V	BSW	8.5-10.0	50	1,565	25.9	10.6	10.5	803	24.5	3PMSF
	1026321	255/40R19	XL	100V	BSW	8.5-10.0	50	1,764	26.9	10.6	10.5	772	25.2	3PMSF
1026327	255/45R19	XL	104W	BSW	8.0-9.5	50	1,984	27.9	10.4	10.5	744	27.5	3PMSF	
20	1026357	235/35R20	XL	92W	BSW	8.0-9.5	50	1,389	26.3	10.0	10.5	789	22.6	3PMSF
	1026341	245/35R20	XL	95W	BSW	8.0-9.5	50	1,521	26.6	10.1	10.5	780	24.2	3PMSF
	1026339	245/40R20	XL	99W	BSW	8.0-9.5	50	1,709	27.6	10.1	10.5	753	25.6	3PMSF
	1026335	245/45R20	XL	103V	BSW	7.5-9.0	50	1,929	28.5	9.9	10.5	728	27.3	3PMSF
	1026338	255/35R20	XL	97W	BSW	8.5-10.0	50	1,609	26.9	10.6	10.5	773	26.2	3PMSF
	1026347	275/30R20	XL	97W	BSW	9.0-10.0	50	1,609	26.4	11.5	10.5	787	27.8	3PMSF
	1027229	275/35R21	XL	103W	BSW	9.0-11.0	50	1,929	28.4	11.2	10.5	731	29.1	3PMSF

Technical data subject to change without prior notice.

XL : Extra Load BSW : Black Sidewall WSW : White Sidewall OWL : Outlined White Letters RWL : Raised White Letters  
 Tech : Hankook Innovative Technology HRS : Hankook Runflat System SOA : Sound Absorber SEG : Sealguard



# Winter i\*cept evo<sup>3</sup> x

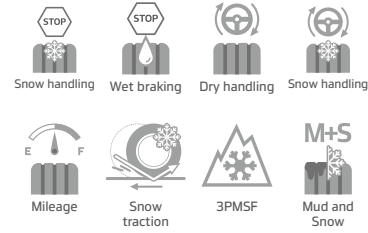
Ultra-High Performance Studless Winter



## Technology



## Performance



## Warranties



## Technical profile

Speed symbol : H, V, W  
Tread width : 215-315  
Series : 30-65  
Inch : 17-21  
Tread design : Directional



### A winter perfection in all conditions

The adaption of highly refined resin infused compound enhances the grip in the wet by keeping it flexible at a wide temperature range. The unidirectional tread together with snow pick shaped groove and 3D- Winter sipes enhances driving stability and improves braking performance on snow covered roads.



# Ultra-High Performance Winter

Winter i\*cept evo<sup>3</sup> x | W330A

Studless

Inch	S-Code	Size	LI/SS	Sidewall	Rim Width Range	Max. Load		Overall Diameter	Section Width	Tread Depth	Revs/Mile	Weight	Tech		
						psi	lbs								
17	1026384	215/65R17	SL	99V	BSW	6.0-7.5	51	1,709	27.9	8.8	10.5	744	25.5	3PMSF	
	1026386	225/65R17	SL	102H	BSW	6.0-8.0	51	1,874	28.4	9.2	10.5	731	26.8	3PMSF	
	1026385	235/55R17	XL	103V	BSW	6.5-8.5	50	1,929	27.2	9.7	10.5	765	26.7	3PMSF	
	1026402	235/60R17	XL	106H	BSW	6.5-8.5	50	2,094	28.0	9.6	10.5	742	26.1	3PMSF	
	1026388	235/65R17	XL	108V	BSW	6.5-8.5	50	2,205	28.9	9.5	10.5	718	28.0	3PMSF	
	1026407	255/65R17	XL	114H	BSW	7.0-9.0	50	2,601	30.0	10.3	10.5	693	31.6	3PMSF	
18	1026387	225/55R18	XL	102V	BSW	6.0-8.0	50	1,874	27.6	9.6	10.5	752	26.1	3PMSF	
	1026397	225/60R18	XL	104V	BSW	6.0-8.0	50	1,984	28.5	9.3	10.5	728	27.6	3PMSF	
	1026392	235/50R18	XL	101V	BSW	6.5-8.5	50	1,819	27.2	10.0	10.5	765	27.2	3PMSF	
	1026395	235/55R18	XL	104V	BSW	6.5-8.5	50	1,984	28.0	10.2	10.5	741	28.0	3PMSF	
	1026389	235/60R18	XL	107H	BSW	6.5-8.5	50	2,149	29.0	9.6	10.5	717	27.9	3PMSF	
	1027212	245/60R18	SL	105H	BSW	7.0-8.5	51	2,039	29.4	10.0	10.5	706	29.8	3PMSF	
	1026399	255/55R18	XL	109V	BSW	7.0-9.0	50	2,271	28.9	10.9	10.5	719	32.0	3PMSF	
	1026404	255/60R18	XL	112V	BSW	7.0-9.0	50	2,469	29.9	10.6	10.5	694	32.2	3PMSF	
	1026401	265/60R18	XL	114H	BSW	7.5-9.5	50	2,601	30.5	10.9	10.5	682	34.1	3PMSF	
	19	1026408	225/55R19	SL	99V	BSW	6.0-8.0	51	1,709	28.6	9.6	10.5	726	27.3	3PMSF
1026394		235/50R19	XL	103V	BSW	6.5-8.5	50	1,929	28.2	10.0	10.5	738	28.3	3PMSF	
1026391		235/55R19	XL	105V	BSW	6.5-8.5	50	2,039	29.0	10.2	10.5	716	29.5	3PMSF	
1026423		245/50R19	XL	105V	BSW	7.0-8.5	50	2,039	28.6	10.5	10.5	727	29.2	3PMSF	
1026398		255/50R19	XL	107V	BSW	7.0-9.0	50	2,149	28.9	11.0	10.5	718	30.1	3PMSF	
1026403		255/55R19	XL	111V	BSW	7.0-9.0	50	2,403	29.9	10.9	10.5	695	32.2	3PMSF	
1026410		265/50R19	XL	110V	BSW	7.5-9.5	50	2,337	29.3	11.3	10.5	708	33.1	3PMSF	
1027217		275/55R19	SL	111H	BSW	7.5-9.5	51	2,403	30.7	11.7	10.5	675	36.4	3PMSF	
20		1027222	235/55R20	XL	105V	BSW	6.5-8.5	50	2,039	30.0	10.2	10.5	692	30.9	3PMSF
		1026400	255/45R20	XL	105V	BSW	8.0-9.5	50	2,039	28.9	10.4	10.5	718	30.2	3PMSF
	1026406	255/50R20	XL	109V	BSW	7.0-9.0	50	2,271	29.9	11.0	10.5	694	32.6	3PMSF	
	1026425	255/55R20	XL	110V	BSW	7.0-9.0	50	2,337	30.9	10.9	10.5	673	34.9	3PMSF	
	1026421	265/45R20	XL	108V	BSW	8.5-10.0	50	2,205	29.2	10.8	10.5	711	31.3	3PMSF	
	1026412	265/50R20	XL	111V	BSW	7.5-9.5	50	2,403	30.3	11.3	10.5	685	34.3	3PMSF	
21	1026405	275/40R20	XL	106V	BSW	9.0-11.0	50	2,094	28.5	11.3	10.5	728	32.1	3PMSF	
	1026419	275/45R20	XL	110W	BSW	8.5-10.5	50	2,337	29.6	11.1	10.5	701	34.8	3PMSF	
	1026413	315/35R20	XL	110V	BSW	10.5-12.5	50	2,337	28.7	12.4	10.5	725	35.4	3PMSF	
	1026416	265/40R21	XL	105V	BSW	9.0-10.5	50	2,039	29.1	11.0	10.5	715	30.4	3PMSF	
	1026414	275/45R21	XL	110V	BSW	8.5-10.5	50	2,337	30.6	11.1	10.5	678	35.9	3PMSF	
	1027227	285/45R21	XL	113W	BSW	9.0-10.5	50	2,535	30.9	11.5	10.5	672	36.8	3PMSF	
	1026409	295/35R21	XL	107V	BSW	10.0-11.5	50	2,149	28.8	12.3	10.5	720	33.5	3PMSF	

Technical data subject to change without prior notice.

XL : Extra Load BSW : Black Sidewall WSW : White Sidewall OWL : Outlined White Letters RWL : Raised White Letters  
Tech : Hankook Innovative Technology HRS : Hankook Runflat System SOA : Sound Absorber SEG : Sealguard



# Winter i\*cept iZ<sup>3</sup> | Winter i\*cept iZ<sup>3</sup> x

Studless Winter

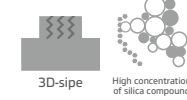


Available in the 2024/2025 Winter Season

## Standard touring all-season tire

Winter i\*cept iZ<sup>3</sup> ensures maximum studless safety on ice and snow roads. Winter design technology and compound improve outstanding braking and steering on icy roads. V-shaped wide groove and compound provide enhanced braking control even in snow and wet roads.

### Technology



### Performance



### Warranties



### Technical profile

Speed symbol : T, H  
Tread width: 185-275  
Series : 45-70  
Inch : 15-20  
Tread design : Directional



Available in the 2024/2025 Winter Season

Winter i\*cept iZ<sup>3</sup> | W636

Studless

Inch	S-Code	Size	LI/SS	Sidewall	Rim Width Range	Max. Load		Overall Diameter	Section Width	Tread Depth	Revs/Mile	Weight	Tech	
						psi	lbs							
15	1032725	185/60R15	SL	84T	BSW	5.0-6.5	51	1,235	23.8	7.4	10.5	849	16.7	3PMSF
	1032731	185/65R15	SL	88T	BSW	5.0-6.5	51	1,235	24.4	7.4	10.5	827	17.4	3PMSF
	1032732	195/60R15	SL	88T	BSW	5.5-7.0	51	1,235	24.2	7.8	10.5	835	18.0	3PMSF
	1032739	195/65R15	SL	91T	BSW	5.5-7.0	51	1,356	25.0	7.9	10.5	808	19.3	3PMSF
	1032473	205/65R15	SL	94T	BSW	5.5-7.5	51	1,477	25.4	8.2	10.5	793	20.1	3PMSF
16	1032735	195/55R16	SL	87H	BSW	5.5-7.0	51	1,202	24.4	7.7	10.5	826	17.6	3PMSF
	1030540	205/55R16	XL	94H	BSW	5.5-7.5	50	1,477	24.9	8.4	10.5	809	19.9	3PMSF
	1032730	205/60R16	SL	92T	BSW	5.5-7.5	51	1,389	25.6	8.1	10.5	787	20.9	3PMSF
	1032738	205/65R16	SL	95T	BSW	5.5-7.5	51	1,521	26.5	8.1	10.5	760	22.2	3PMSF
	1032508	215/55R16	SL	93H	BSW	6.0-7.5	51	1,433	25.3	8.8	10.5	798	20.8	3PMSF
	1032728	215/60R16	SL	95H	BSW	6.0-7.5	51	1,521	26.1	8.5	10.5	774	23.0	3PMSF
	1032737	215/65R16	SL	98T	BSW	6.0-7.5	51	1,653	26.9	8.5	10.5	750	23.9	3PMSF
17	1032491	225/60R16	SL	98T	BSW	6.0-8.0	51	1,653	26.5	8.8	10.5	760	23.6	3PMSF
	1032511	205/50R17	XL	93H	BSW	5.5-7.5	50	1,433	25.0	8.3	10.5	805	19.9	3PMSF
	1032734	215/50R17	SL	91H	BSW	6.0-7.5	51	1,356	25.6	8.6	10.5	789	22.2	3PMSF
	1032729	215/55R17	SL	94H	BSW	6.0-7.5	51	1,477	26.4	8.7	10.5	765	22.6	3PMSF
	1032726	215/60R17	SL	96T	BSW	6.0-7.5	51	1,565	27.1	8.6	10.5	743	24.4	3PMSF
	1030912	225/45R17	XL	94H	BSW	7.0-8.5	50	1,477	25.2	8.8	10.5	799	21.4	3PMSF
	1032727	225/50R17	SL	94H	BSW	6.0-8.0	51	1,477	25.8	9.0	10.5	780	22.8	3PMSF
	1032497	225/55R17	XL	101H	BSW	6.0-8.0	50	1,819	26.6	9.2	10.5	758	24.0	3PMSF
	1032486	235/45R17	SL	94H	BSW	7.5-9.0	51	1,477	25.4	9.2	10.5	795	22.3	3PMSF
	1032733	235/55R17	SL	99H	BSW	6.5-8.5	51	1,609	27.1	9.4	10.5	743	25.9	3PMSF
18	1032510	225/45R18	XL	95H	BSW	7.0-8.5	50	1,521	26.0	8.4	10.5	775	22.0	3PMSF
	1032472	235/45R18	XL	98H	BSW	7.5-9.0	50	1,653	26.5	9.1	10.5	760	23.4	3PMSF
	1032487	235/50R18	SL	97H	BSW	6.5-8.5	51	1,609	27.4	9.3	10.5	737	25.4	3PMSF

Winter i\*cept iZ<sup>3</sup> x | W636A

Studless

16	1032441	235/60R16	SL	100T	BSW	6.5-8.5	51	1,764	27.1	9.4	10.5	744	26.8	3PMSF	
	1032876	235/65R16	SL	103T	BSW	6.5-8.5	51	1,929	28.0	9.4	10.5	720	27.6	3PMSF	
17	1032989	215/65R17	SL	99T	BSW	6.0-7.5	51	1,709	28.0	8.6	10.5	719	25.9	3PMSF	
	1032442	225/60R17	XL	103T	BSW	6.0-8.0	50	1,929	27.7	8.9	10.5	729	27.2	3PMSF	
	1032443	225/65R17	XL	106T	BSW	6.0-8.0	50	2,094	28.5	8.8	10.5	707	28.2	3PMSF	
	1032444	235/60R17	SL	102T	BSW	6.5-8.5	51	1,874	28.1	9.3	10.5	716	28.1	3PMSF	
	1032445	235/65R17	SL	104T	BSW	6.5-8.5	51	1,984	29.0	9.4	10.5	695	29.2	3PMSF	
	1032446	245/65R17	SL	107T	BSW	7.0-8.5	51	2,149	29.5	9.6	10.5	684	30.4	3PMSF	
	1032788	245/70R17	SL	110T	BSW	6.5-8.0	51	2,337	30.5	9.9	10.5	661	31.3	3PMSF	
	1032789	265/70R17	SL	115T	BSW	7.0-9.0	51	2,679	31.6	10.8	10.5	639	35.7	3PMSF	
	18	1032447	215/55R18	XL	99T	BSW	6.0-7.5	50	1,709	27.4	8.7	10.5	736	24.6	3PMSF
		1032448	225/55R18	XL	102H	BSW	6.0-8.0	50	1,874	27.8	8.9	10.5	724	26.9	3PMSF
1032449		225/60R18	SL	100H	BSW	6.0-8.0	51	1,764	28.7	8.9	10.5	703	28.2	3PMSF	
1032450		235/55R18	XL	104T	BSW	6.5-8.5	50	1,874	28.3	9.4	10.5	712	28.0	3PMSF	
1032451		235/60R18	XL	107T	BSW	6.5-8.5	50	2,149	29.2	9.4	10.5	692	29.8	3PMSF	
1032452		235/65R18	XL	110T	BSW	6.5-8.5	50	2,337	30.0	9.4	10.5	672	31.2	3PMSF	
1032453		245/60R18	SL	105T	BSW	7.0-8.5	51	2,039	29.6	9.6	10.5	681	30.8	3PMSF	
1032790		255/65R18	SL	111T	BSW	7.0-9.0	51	2,403	31.1	10.2	10.5	649	33.4	3PMSF	
1032791		255/70R18	SL	113T	BSW	6.5-8.5	51	2,535	32.0	10.3	10.5	630	35.0	3PMSF	
1032792		265/65R18	SL	114T	BSW	7.5-9.5	51	2,601	31.6	10.6	10.5	639	35.5	3PMSF	
19	1032454	275/65R18	SL	116T	BSW	7.5-9.5	51	2,756	32.0	10.9	10.5	630	38.1	3PMSF	
	1032455	225/55R19	XL	103T	BSW	6.0-8.0	50	1,929	29.0	8.8	10.5	696	27.9	3PMSF	
	1032457	235/55R19	XL	105H	BSW	6.5-8.5	50	2,039	29.3	9.4	10.5	688	29.4	3PMSF	
	1032461	255/55R19	XL	111T	BSW	7.9-9.0	50	2,403	30.2	10.2	10.5	667	33.5	3PMSF	
	20	1032465	255/50R20	XL	109T	BSW	7.0-9.0	50	2,271	29.9	10.2	10.5	674	32.5	3PMSF
		1032793	275/60R20	SL	115T	BSW	7.5-9.5	51	2,679	33.1	10.8	10.5	610	38.9	3PMSF

Technical data subject to change without prior notice.

XL : Extra Load BSW : Black Sidewall WSW : White Sidewall OWL : Outlined White Letters RWL : Raised White Letters

Tech : Hankook Innovative Technology HRS : Hankook Runflat System SOA : Sound Absorber SEG : Sealguard



# Winter i\*Pike RS<sup>2</sup>

Studdable & Studded Winter



## Technology



## Performance



## Technical profile

Speed symbol : T  
 Tread width: 175-245  
 Series : 45-70  
 Inch : 13-18  
 Tread design : Directional

### The new specialty for the northern winter

The Winter i\*pike RS2 have a unique design which is optimized for your winter driving performance. The new Hankook Winter i\*pike RS2 gives you special value through the combination of delicate lines and curves.



Studdable & Studded Winter

Winter i\*Pike RS<sup>2</sup> | W429

Inch	S-Code		Size	LI/SS	Sidewall	Rim Width Range	Max. Load		Overall Diameter	Section Width	Tread Depth	Revs/Mile	Weight		Tech	
	Non-Stud	Factory Stud					psi	lbs					Non-Stud	Factory Stud		
13	1026791	1026790	175/70R13	SL	82T	BSW	4.5-6.0	51	1,047	22.6	7.0	11.0	920	15.0	15.4	3PMSF
	1028949	1029017	175/65R14	SL	82T	BSW	5.0-6.0	51	1,047	22.9	7.3	11.0	909	15.5	15.9	3PMSF
	1026793	1026792	175/70R14	XL	88T	BSW	4.5-6.0	50	1,235	23.6	7.0	11.0	882	16.3	16.7	3PMSF
	1026817	1026816	185/60R14	SL	82T	BSW	5.0-6.5	51	1,047	22.6	7.4	11.0	917	16.6	16.9	3PMSF
	1028950	1029018	185/65R14	SL	86T	BSW	5.0-6.5	51	1,168	23.3	7.8	11.0	891	17.4	17.8	3PMSF
14	1028951	1029019	185/70R14	SL	88T	BSW	4.5-6.0	51	1,235	24.1	7.5	11.0	861	17.8	18.1	3PMSF
	1028943	1029011	195/70R14	SL	91T	BSW	5.0-6.5	51	1,356	24.7	7.9	11.0	842	18.5	18.9	3PMSF
	1028956	1029024	185/55R15	XL	86T	BSW	5.0-6.5	50	1,168	22.9	7.8	11.0	908	17.3	17.7	3PMSF
	1028934	1029002	185/60R15	SL	84T	BSW	5.0-6.5	51	1,102	23.6	7.8	11.0	880	17.4	17.7	3PMSF
	1028929	1028997	185/65R15	SL	88T	BSW	5.0-6.5	51	1,235	24.3	7.8	11.0	854	18.4	18.8	3PMSF
15	1028936	1029004	195/60R15	SL	88T	BSW	5.5-7.0	51	1,235	24.1	8.2	11.0	862	18.7	19.1	3PMSF
	1026821	1026820	195/65R15	SL	91T	BSW	5.0-6.5	51	1,356	24.9	8.1	11.0	835	20.6	21.0	3PMSF
	1028954	1029022	205/60R15	SL	91T	BSW	5.5-7.5	51	1,356	24.6	8.6	11.0	846	20.1	20.4	3PMSF
	1026825	1026824	205/65R15	SL	94T	BSW	5.5-7.5	51	1,477	25.3	8.5	11.0	819	21.4	21.7	3PMSF
	1028945	1029013	215/70R15	SL	98T	BSW	5.5-7.0	51	1,653	26.8	8.7	11.0	776	24.0	24.4	3PMSF
16	1028944	1029012	195/55R16	SL	87T	BSW	5.5-7.0	51	1,201	24.3	8.4	11.0	856	18.8	19.2	3PMSF
	1028953	1029021	205/50R16	SL	87T	BSW	5.5-7.5	51	1,201	23.9	8.9	11.0	867	19.2	19.6	3PMSF
	1026801	1026800	205/55R16	XL	94T	BSW	5.5-7.5	50	1,477	24.7	9.1	11.0	840	21.1	21.5	3PMSF
	1028925	1028993	205/60R16	SL	92T	BSW	5.5-7.5	51	1,389	25.6	8.6	11.0	813	21.6	22.1	3PMSF
	1026827	1026826	205/65R16	SL	95T	BSW	5.5-7.5	51	1,521	26.3	8.5	11.0	788	22.8	23.2	3PMSF
17	1026803	1026802	215/55R16	XL	97T	BSW	6.0-7.5	50	1,609	25.1	8.9	11.0	827	24.1	24.4	3PMSF
	1026829	1026828	215/60R16	XL	99T	BSW	6.0-7.5	50	1,709	26.0	9.0	11.0	798	25.0	25.4	3PMSF
	1028927	1028995	215/65R16	SL	98T	BSW	6.0-7.5	51	1,653	26.9	8.8	11.0	772	25.6	25.6	3PMSF
	1028935	1029003	225/60R16	XL	102T	BSW	6.0-8.0	50	1,874	26.5	9.3	11.0	784	25.4	25.8	3PMSF
	1026831	1026830	205/50R17	XL	93T	BSW	5.5-7.5	50	1,433	25.0	8.9	11.0	832	20.5	20.9	3PMSF
18	1032477	1032478	205/55R17	XL	95T	BSW	5.5-7.5	50	1,521	25.8	9.1	11.0	806	22.6	22.4	3PMSF
	1028941	1029009	215/45R17	SL	87T	BSW	7.0-8.0	51	1,201	24.5	8.7	11.0	848	19.5	19.8	3PMSF
	1026835	1026834	215/50R17	XL	95T	BSW	6.0-8.0	50	1,521	25.4	9.4	11.0	819	23.5	23.9	3PMSF
	1028926	1028994	215/55R17	SL	94T	BSW	6.0-7.5	51	1,477	26.2	9.1	11.0	794	23.7	24.1	3PMSF
	1026841	1026840	225/45R17	XL	94T	BSW	7.0-8.5	50	1,477	24.8	9.2	11.0	837	22.6	22.9	3PMSF

Technical data subject to change without prior notice.

XL : Extra Load BSW : Black Sidewall WSW : White Sidewall OWL : Outlined White Letters RWL : Raised White Letters  
 Tech : Hankook Innovative Technology HRS : Hankook Runflat System SOA : Sound Absorber SEG : Sealguard

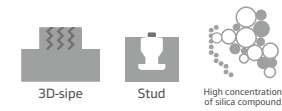


# Winter i\*Pike X

Studdable & Studded Winter



## Technology



## Performance



## Technical profile

Speed symbol : T  
 Tread width: 205 - 275  
 Series : 50 - 75  
 Inch : 15 - 20  
 Tread design : Directional

### The new specialty for the northern winter

The Winter i\*pikeX have a unique design which is optimized for your winter driving performance. The new Hankook Winter i\*pikeX gives you special value through the combination of delicate lines and curves.



Studdable & Studded Winter

Winter i\*Pike X | W429A

Inch	S-Code		Size	LI/SS	Sidewall	Rim Width Range	Max. Load		Overall Diameter	Section Width	Tread Depth	Revs/ Mile	Weight		Tech	
	Non-Stud	Factory Stud					psi	lbs					Non-Stud	Factory Stud		
15	1026809	1026808	205/70R15	SL	96T	BSW	5.0-7.0	51	1,565	26.4	8.3	12.5	786	25.5	25.8	3PMSF
	1028952	1029020	205/75R15	SL	97T	BSW	5.0-7.0	51	1,609	27.1	8.1	12.5	767	25.9	26.2	3PMSF
	1026041	1026770	235/75R15	XL	109T	BSW	6.0-8.0	50	2,271	28.8	9.0	12.5	721	31.1	31.4	3PMSF
16	1026807	1026806	215/70R16	SL	100T	BSW	5.5-7.0	51	1,764	27.9	8.8	12.5	745	27.9	28.2	3PMSF
	1028494	1029888	225/65R16	SL	100T	BSW	6.0-8.0	51	1,764	27.4	9.3	12.5	758	28.2	28.6	3PMSF
	1028947	1029015	225/70R16	XL	107T	BSW	6.0-7.5	50	2,149	28.4	8.9	12.5	732	30.0	30.4	3PMSF
	1026040	1026771	225/75R16	SL	104T	BSW	6.0-7.5	51	1,984	29.2	8.6	12.5	710	30.4	30.8	3PMSF
	1028496	1029889	235/65R16	SL	103T	BSW	6.5-8.5	51	1,929	28.0	9.4	12.5	743	30.1	30.6	3PMSF
	1028930	1028998	235/70R16	XL	109T	BSW	6.0-8.0	50	2,271	28.9	9.4	12.5	719	32.1	32.4	3PMSF
	1026845	1026844	245/70R16	SL	107T	BSW	6.5-8.0	51	2,149	29.5	9.6	12.5	704	33.6	34.0	3PMSF
	1028497	1029890	245/75R16	SL	111T	BSW	6.5-8.0	51	2,403	30.4	9.6	12.5	683	35.0	35.6	3PMSF
	1028498	1029891	255/70R16	SL	111T	BSW	6.5-8.5	51	2,403	30.0	10.1	12.5	692	35.8	36.1	3PMSF
	1028928	1028996	265/70R16	SL	112T	BSW	7.0-9.0	51	2,469	30.6	10.9	12.5	679	37.2	37.8	3PMSF
1028499	1029892	265/75R16	SL	116T	BSW	7.0-9.0	51	2,756	31.6	10.3	12.5	658	39.6	39.9	3PMSF	
17	1028955	1029023	215/60R17	XL	100T	BSW	6.0-7.5	50	1,764	27.1	9.1	12.5	766	27.6	28.2	3PMSF
	1026038	1026773	215/65R17	XL	103T	BSW	6.0-7.5	50	1,929	28.0	8.8	12.5	742	29.5	29.8	3PMSF
	1028920	1028988	225/60R17	XL	103T	BSW	6.0-8.0	50	1,929	27.6	9.4	12.5	754	29.4	29.7	3PMSF
	1026843	1026842	225/65R17	SL	102T	BSW	6.0-8.0	51	1,874	28.4	9.3	12.5	731	30.3	30.6	3PMSF
	1028957	1029025	235/60R17	XL	106T	BSW	6.5-8.5	50	2,094	28.1	9.9	12.5	740	31.4	32.0	3PMSF
	1028922	1028990	235/65R17	XL	108T	BSW	6.5-8.5	50	2,205	29.0	9.4	12.5	717	32.4	34.0	3PMSF
	1026053	1026774	245/65R17	XL	111T	BSW	7.0-8.5	50	2,403	29.5	9.8	12.5	704	33.5	33.8	3PMSF
	1028933	1029001	245/70R17	SL	110T	BSW	6.5-8.0	51	2,337	30.5	9.6	12.5	681	35.2	35.6	3PMSF
	1028937	1029005	255/65R17	SL	110T	BSW	7.0-9.0	51	2,337	30.0	10.5	12.5	692	36.1	36.5	3PMSF
	1028939	1029007	265/65R17	SL	112T	BSW	7.5-9.5	51	2,469	30.5	10.7	12.5	681	37.4	37.8	3PMSF
	1028916	1028984	265/70R17	SL	115T	BSW	7.0-9.0	51	2,679	31.6	10.6	12.5	658	39.0	39.3	3PMSF
	18	1026046	1026776	225/55R18	XL	102T	BSW	6.0-8.0	50	1,874	27.8	9.2	12.5	748	29.9	30.2
1028932		1029000	225/60R18	XL	104T	BSW	6.0-8.0	50	1,984	28.5	9.4	12.5	729	30.4	30.8	3PMSF
1026043		1026778	235/55R18	XL	104T	BSW	6.5-8.5	50	1,984	28.0	9.6	12.5	741	31.4	31.8	3PMSF
1026849		1026848	235/60R18	XL	107T	BSW	6.5-8.5	50	2,149	29.1	9.9	12.5	715	33.0	33.3	3PMSF
1026057		1026779	235/65R18	XL	110T	BSW	6.5-8.5	50	2,337	30.0	9.6	12.5	693	34.4	34.7	3PMSF
1028918		1028986	245/60R18	SL	105T	BSW	7.0-8.5	51	2,039	29.5	10.2	12.5	703	32.3	32.9	3PMSF
1026042		1026781	255/55R18	XL	109T	BSW	7.0-9.0	50	2,271	29.0	10.4	12.5	716	35.3	35.6	3PMSF
1028923		1028991	255/65R18	SL	111T	BSW	7.0-9.0	51	2,403	31.0	10.5	12.5	670	37.5	37.8	3PMSF
1028931		1028999	255/70R18	SL	113T	BSW	6.5-8.5	51	2,535	32.0	10.1	12.5	648	38.1	38.5	3PMSF
1026039		1026783	265/60R18	XL	114T	BSW	7.5-9.5	50	2,601	30.5	11.0	12.5	681	37.6	37.9	3PMSF
1028919		1028987	265/65R18	SL	114T	BSW	7.5-9.5	51	2,601	31.5	10.7	12.5	660	38.3	38.7	3PMSF
1028924		1028992	265/70R18	SL	116T	BSW	7.0-9.0	51	2,756	32.6	10.6	12.5	637	39.8	40.2	3PMSF
1028917	1028985	275/65R18	SL	116T	BSW	7.5-9.5	51	2,756	32.0	11.1	12.5	648	40.7	41.6	3PMSF	
19	1032481	1032484	225/55R19	XL	103T	BSW	6.0-8.0	50	2,535	28.7	9.6	12.5	725	30.1	30.5	3PMSF
	1028942	1029010	255/60R19	SL	109T	BSW	7.0-9.0	51	2,271	31.0	10.6	12.5	670	36.7	37.0	3PMSF
20	1032482	1032483	255/50R20	XL	109T	BSW	7.0-9.0	50	2,271	30.0	10.9	12.5	693	35.4	35.7	3PMSF
	1026047	1026787	265/50R20	XL	111T	BSW	7.5-9.5	50	2,403	30.4	11.3	12.5	684	37.4	37.7	3PMSF
	1026050	1026789	275/55R20	XL	117T	BSW	7.5-9.5	50	2,833	31.8	11.3	12.5	653	41.1	41.4	3PMSF
	1028921	1028989	275/60R20	XL	116T	BSW	7.5-9.5	50	2,756	32.9	11.1	12.5	631	42.3	42.6	3PMSF

Technical data subject to change without prior notice.

XL : Extra Load BSW : Black Sidewall WSW : White Sidewall OWL : Outlined White Letters RWL : Raised White Letters  
 Tech : Hankook Innovative Technology HRS : Hankook Runflat System SOA : Sound Absorber SEG : Sealguard

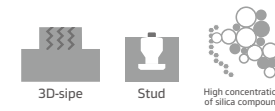


# i\*Pike RW11

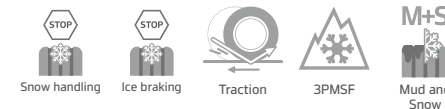
Studdable & Studded Winter



## Technology



## Performance



## Technical profile

Speed symbol : Q, R  
Tread width: 215-275  
Series : 65-85  
Inch : 15-18, 20  
Tread design : Directional

## New standard for performance winter tire

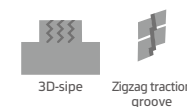
Studdable tire delivering advanced snow & ice performance.

# Winter i\*Pike LT

Studdable Winter



## Technology



## Performance



## Technical profile

Speed symbol : R  
Tread width: 195, 235  
Series : 65-75  
Inch : 16  
Tread design : Directional

## The ultimate winter stud tire for the european van

The winter i\*Pike LT employs 3D grooves to improve snow traction. Six rows of stud pins play a decisive role in increasing snow and ice performance.

Studdable & Studded Winter

i\*Pike RW11 | RW11

Inch	S-Code		Size	LI/SS	Sidewall	Rim Width Range	Max. Load		Overall Diameter	Section Width	Tread Depth	Revs/Mile	Weight		Tech	
	Non-Stud	Factory Stud					psi	lbs					Non-Stud	Factory Stud		
15	2021546	2021566	LT235/75R15	C	104/101Q	BSW	6.0-8.0	50	1,985/1,820	28.8	9.1	16.0	726	37.4	37.9	3PMSF
	2021538	2021558	LT225/75R16	E	115/112Q	BSW	6.0-7.5	80	2,680/2,470	29.2	8.5	16.0	715	42.2	41.5	3PMSF
	2021537	2021557	LT245/75R16	E	120/116Q	BSW	6.5-8.0	80	3,042/2,778	30.3	9.5	16.0	689	46.1	45.3	3PMSF
	2021540	2021560	LT265/75R16	E	123/120Q	BSW	7.0-9.0	80	3,415/3,085	31.6	10.2	16.0	661	48.7	49.6	3PMSF
	2021545	2021565	LT215/85R16	E	115/112Q	BSW	5.5-7.0	80	2,680/2,470	30.3	8.4	16.0	691	41.5	42.0	3PMSF
17	2021543	2021563	LT235/85R16	E	120/116Q	BSW	6.0-7.5	80	3,042/2,778	31.6	8.6	16.0	661	45.6	45.9	3PMSF
	2021544	2021564	LT245/70R17	E	119/116Q	BSW	6.5-8.0	80	3,000/2,755	30.5	9.4	16.0	686	45.5	46.0	3PMSF
	2021536	2021556	LT265/70R17	E	121/118Q	BSW	7.0-9.0	80	3,195/2,910	31.6	10.6	16.0	661	50.6	51.1	3PMSF
	2021541	2021561	LT245/75R17	E	121/118Q	BSW	6.5-8.0	80	3,195/2,910	31.4	9.6	16.0	665	48.1	49.0	3PMSF
18	2021542	2021562	LT235/80R17	E	120/117Q	BSW	6.0-8.0	80	3,085/2,835	31.7	8.8	16.0	659	47.1	47.6	3PMSF
	2021295		LT265/70R18	E	124/121R	BSW	7.0-9.0	80	3,525/3,195	32.6	10.6	16.0	641	54.3		3PMSF
	2021294		LT275/65R18	E	123/120R	BSW	8.0-9.5	80	3,415/3,085	32.0	11.0	16.0	653	61.1		3PMSF
20	2021293		LT275/70R18	E	125/122R	BSW	7.0-9.0	80	3,640/3,305	33.1	10.8	16.0	631	63.3		3PMSF
	2001690		LT275/65R20	E	126/123Q	BSW	8.0-9.5	80	3,750/3,415	34.0	10.9	16.0	614	67.7		3PMSF

i\*Pike LT | RW09

Inch	S-Code	Size	LI/SS	Sidewall	Rim Width Range	Max. Load		Overall Diameter	Section Width	Tread Depth	Revs/Mile	Weight	Tech	
						psi	lbs							
16	2021539	195/75R16C	D	107/105R	BSW	5.0-6.0	70	2,150/2,040	27.4	7.7	13.0	762	30.9	3PMSF
	2021535	235/65R16C	E	121/119R	BSW	6.5-7.5	85	3,195/3,000	28.0	9.6	13.0	747	36.5	3PMSF

Technical data subject to change without prior notice.

XL : Extra Load BSW : Black Sidewall WSW : White Sidewall OWL : Outlined White Letters RWL : Raised White Letters  
Tech : Hankook Innovative Technology HRS : Hankook Runflat System SOA : Sound Absorber SEG : Sealguard






## Original Equipment


Hankook Tire continues to increase the supply of tires for new cars based on its relentless R&D investment and cutting-edge technological competitiveness in the midst of rapid transformation in the future automotive environment. In addition, we are reinforcing our credibility among global automakers by strengthening communication and cooperation through joint research with major automakers, the development of concept tires, and technological exchanges.


For complete warranty details, please visit:  
<https://www.hankooktire.com/us/en/help-support/warranty/tire-warranty.html>  
and see the Original Equipment section.  
Or you can scan this QR code to go directly to the page:





Inch	S-Code	Size	LI/SS	Sidewall	Rim Width Range	Max. Load		Overall Diameter	Section Width	Tread Depth	Revs/Mile	Weight	UTQG	Original Equipment	Tech	
						psi	lbs									
																
K127E																
19	1031048	255/45R19	XL	104W	BSW	8.0-9.5	50	1,984	28.0	10.9	8.5	741	26.4	340/A/A	TESLA Model Y ('20-28)	EV, SOA
	1032266	225/55R19	XL	103Y	BSW	6.0-8.0	50	1,929	28.7	10.0	8.5	724	28.5	340/A/A	FORD Mustang Mach E ('23-26)	EV
	1025134	225/55R19	XL	103Y	BSW	6.0-8.0	50	1,929	28.7	10.0	8.0	724	28.4	340/A/A	PORSCHE Taycan ('19-24), AUDI e-tron GT ('19-24)	EV
	1025135	275/45R19	XL	108Y	BSW	8.5-10.5	50	2,205	28.7	11.7	8.0	724	32.1	340/A/A	PORSCHE Taycan ('19-24), AUDI e-tron GT ('19-24)	EV
20	1025004	235/55R20	XL	105Y	BSW	6.5-8.5	50	2,039	29.9	10.2	8.0	694	31.9	340/A/A	PORSCHE Macan EV ('23-29)	EV
	1025005	285/45R20	XL	112Y	BSW	9.0-10.5	50	2,469	29.8	12.0	7.5	697	36.9	340/A/A	PORSCHE Macan EV ('23-29)	EV
22	1028695	265/40R22	XL	106H	BSW	9.0-10.5	50	2,094	30.4	11.2	9.0	684	36.5	360/A/A	AUDI e-tron Sportback ('20-25)	EV, SOA
	1028696	285/35R22	XL	106H	BSW	9.5-11.0	50	2,094	29.9	12.1	9.5	695	37.9	380/A/A	AUDI e-tron Sportback ('20-25)	EV, SOA

Inch	S-Code	Size	LI/SS	Sidewall	Rim Width Range	Max. Load		Overall Diameter	Section Width	Tread Depth	Revs/Mile	Weight	UTQG	Original Equipment	Tech	
						psi	lbs									
																
EH01A																
19	1025231	235/55R19	XL	105T	BSW	6.5-8.5	50	2,039	29.3	10.0	10.0	710	29.1	500/A/A	AUDI e-tron ('20-29), VOLKSWAGEN ID.4 ('20-29)	EV
	1025663	255/50R19	XL	107T	BSW	7.0-9.5	50	2,149	29.1	11.4	10.0	713	30.7	500/A/A	AUDI e-tron ('20-29), VOLKSWAGEN ID.4 ('20-29)	EV

Inch	S-Code	Size	LI/SS	Sidewall	Rim Width Range	Max. Load		Overall Diameter	Section Width	Tread Depth	Revs/Mile	Weight	UTQG	Original Equipment	Tech	
						psi	lbs									
																
K129																
18	1024867	225/35R18	XL	87Y	BSW	7.5-9.0	50	1,201	24.1	9.2	6.5	861	19.5	200/AA/A	MINI Cooper JCW GP 3 ('20-22)	
19	1023876	265/45ZR19	XL	105Y	BSW	8.5-10.0	50	2,039	28.4	11.1	9	731	30.2	300/AA/A	PORSCHE Panamera ('19-28)	
	1023877	295/40ZR19	XL	108Y	BSW	10.0-11.5	50	2,205	28.3	11.9	7.5	735	33.1	300/AA/A	PORSCHE Panamera ('19-28)	
20	1027581	255/55ZR20	XL	110(Y)	BSW	7.0-9.0	50	2,337	30.7	5.3	8.5	675	33.9	280/AA/A	PORSCHE Cayenne ('23-30)	
	1027582	295/45ZR20	XL	114(Y)	BSW	9.5-11.0	50	2,601	30.5	12.2	8.5	681	37.0	280/AA/A	PORSCHE Cayenne ('23-30)	
	1034506	295/35ZR20	XL	(105Y)	BSW	10.0-11.5	50	2,039	27.9	12.1	8.0	744	33.2	200/AA/A	MERCEDES BENZ AMG GT ('23-30)	
	1034504	305/35ZR20	XL	(107Y)	BSW	10.0-12.0	50	2,149	28.1	12.7	8.0	739	32.6	200/AA/A	MERCEDES BENZ AMG GT ('23-30)	
	1027957	275/40ZR20	XL	(106Y)	BSW	9.0-11.0	50	2,094	28.5	11.9	8.5	730	32.0	300/AA/A	PORSCHE Panamera ('20-28)	
	1027958	315/35ZR20	XL	(110Y)	BSW	10.5-12.5	50	2,337	28.5	11.9	8.5	730	35.6	300/AA/A	PORSCHE Panamera ('20-28)	
21	1024833	255/40ZR21	XL	(102Y)	BSW	8.5-10.0	50	1,847	28.8	10.8	8.5	721	30.8	240/AA/A	BMW X3 M / X4 M ('20-25)	
	1024834	265/40ZR21	XL	(105Y)	BSW	9.0-10.5	50	2,039	29.0	11.4	8.5	716	33.4	240/AA/A	BMW X3 M / X4 M ('20-25)	

Technical data subject to change without prior notice.


XL : Extra Load BSW : Black Sidewall WSW : White Sidewall OWL : Outlined White Letters RWL : Raised White Letters


Mileage, Road Hazard, and 30 Day Free Trial warranties apply only to replacement tires. Original Equipment tires are excluded.

HRS Tires can be driven on up to 50 miles on a deflating or deflated tire at a top speed of 50 mph (subject to application and operating conditions).

Road Hazard warranty does not apply to HRS Tires.

Tech : Hankook Innovative Technology HRS : Hankook HRS System SOA : Sound Absorber SEG : Sealguard EV : Electric Vehicle

Inch	S-Code	Size	LI/SS	Sidewall	Rim Width Range	Max. Load		Overall Diameter	Section Width	Tread Depth	Revs/Mile	Weight	UTQG	Original Equipment	Tech	
						psi	lbs									
																
K137A																
20	1031619	275/45R20	XL	110Y	BSW	8.5-10.5	50	2,337	29.8	11.1	7.5	698	32.4	200/A/A	BMW X5 PHEV ('23-26)	
	1031621	305/40R20	XL	112Y	BSW	10.0-12.0	50	2,469	29.5	12.6	7.5	704	36.5	200/A/A	BMW X5 PHEV ('23-26)	
21	1031623	275/40R21	XL	107Y	BSW	9.0-11.0	50	2,149	29.4	11.4	7	707	32.6	180/A/A	BMW X5 PHEV ('23-26)	
	1031625	315/35R21	XL	111Y	BSW	10.5-12.5	50	2,403	29.4	12.9	7.5	706	36.5	200/A/A	BMW X5 PHEV ('23-26)	

Inch	S-Code	Size	LI/SS	Sidewall	Rim Width Range	Max. Load		Overall Diameter	Section Width	Tread Depth	Revs/Mile	Weight	UTQG	Original Equipment	Tech	
						psi	lbs									
																
K127																
17	1022632	205/45R17	XL	88W	BSW	6.5-7.5	50	1,235	24.1	8.6	8.0	863	16.5	260/A/A	MINI Cooper 3Door / 5Door / Convertible ('19-24)	
	1019621	225/50R17	XL	98Y	BSW	6.0-8.0	50	1,653	25.8	10.0	9.0	805	22.9	240/A/A	BMW 3-Series ('18-25)	
18	1020261	225/40R18	XL	92Y	BSW	7.5-9.0	50	1,389	25.0	9.6	9.5	832	24.0	300/A/A	AUDI S3 ('16-20)	
	1025921	245/45R18	XL	100Y	BSW	7.5-9.0	50	1,764	26.5	10.4	7.0	784	23.5	220/A/A	BMW 4-Series / i4 ('21-25)	EV
	1025922	255/45R18	XL	103Y	BSW	8.0-9.5	50	1,930	26.9	10.7	7.0	773	25.1	220/A/A	BMW 4-Series / i4 ('21-25)	EV
19	1023286	235/35R19	XL	91Y	BSW	8.0-9.5	50	1,356	25.3	10.2	9.0	820	22.2	340/A/A	VOLKSWAGEN Golf, Golf R/GTI ('20-25)	
	1029702	235/40R19	XL	96W	BSW	8.0-9.5	50	1,565	26.4	10.1	8.5	788	25.2	340/AA/A	TESLA Model 3 ('18-23)	EV, SOA
	1020540	235/40ZR19	SL	(92Y)	BSW	8.0-9.5	51	1,389	26.5	9.9	9.0	785	24.1	400/A/A	PORSCHE Boxster ('21-24)	
	1025923	245/40R19	XL	98Y	BSW	8.0-9.5	50	1,653	26.6	10.6	7.0	782	23.5	220/A/A	BMW 4-Series / i4 ('21-25)	EV
	1025924	255/40R19	XL	100Y	BSW	8.5-10.0	50	1,764	26.9	10.8	7.0	772	24.8	220/A/A	BMW 4-Series / i4 ('21-25)	EV
	1026883	245/45R19	XL	102Y	BSW	7.5-9.0	51	1,874	27.6	10.2	8.0	752	24.5	380/A/A	BMW 5-Series ('22-26) / i5 ('23-26), MERCEDES BENZ E-Class ('22-27)	
	1026884	275/40R19	XL	105Y	BSW	9.0-11.0	51	2,039	27.6	11.4	8.5	754	27.3	380/A/A	BMW 5-Series ('22-26) / i5 ('23-26), MERCEDES BENZ E-Class ('22-27)	
	1022264	255/45R19	XL	104Y	BSW	8.0-9.5	50	1,984	28.1	10.1	9.5	739	27.2	220/A/A	MERCEDES BENZ S-Class ('20-27)	
	1020541	265/40ZR19	SL	(98Y)	BSW	9.0-10.5	51	1,653	27.3	11.4	8.5	760	29.1	400/A/A	PORSCHE Boxster ('21-24)	
	1022896	285/40R19	XL	107Y	BSW	9.5-11.0	50	2,149	28.1	11.6	9.5	740	29.5	220/A/A	MERCEDES BENZ S-Class ('20-27)	
21	1026274	275/35ZR21	XL	(103Y)	BSW	9.0-11.0	50	1,929	28.4	11.8	9.0	731	32.9	200/AA/A	AUDI RS6 / RS7 ('19-24)	SOA
22	1026276	285/30ZR22	XL	(101Y)	BSW	9.5-10.5	50	1,819	28.5	12.2	9.0	728	34.0	420/A/A	AUDI RS6 / RS7 ('19-24)	SOA

Inch	S-Code	Size	LI/SS	Sidewall	Rim Width Range	Max. Load		Overall Diameter	Section Width	Tread Depth	Revs/Mile	Weight	UTQG	Original Equipment	Tech	
						psi	lbs									
<b>Ventus S1 evo<sup>3</sup> Runflat</b>																
K127B																
17	1022631	205/45R17	XL	88W	BSW	6.5-7.5	51	1,235	24.1	8.5	8.5	862	19.3	260/A/A	MINI Cooper 3Door / 5Door / Convertible ('19-24)	HRS
	1019613	225/45R17	XL	94Y	BSW	7.0-8.5	50	1,477	24.8	9.3	9.0	836	22.5	220/AA/A	MINI Clubman ('20-25)	HRS
18	1019630	225/45R18	XL	95Y	BSW	7.0-8.5	50	1,521	25.7	9.2	9.5	808	25.7	260/A/A	BMW 3-Series ('18-25)	HRS
	1024579	245/45R18	XL	100Y	BSW	7.5-9.0	50	1,764	26.5	10.0	8.5	784	29.8	220/A/A	BMW 5-Series ('20-23)	HRS
	1019631	255/40R18	XL	99Y	BSW	8.5-10.0	50	1,709	25.9	10.1	9.5	801	27.9	260/A/A	BMW 3-Series / 4-Series ('18-25)	HRS
	1024580	275/40R18	XL	103Y	BSW	9.0-11.0	50	1,929	26.5	11.9	9.0	784	33.3	220/A/A	BMW 5-Series ('20-23)	HRS
19	1025925	245/40R19	XL	98Y	BSW	8.0-9.5	50	1,653	26.6	10.6	7.0	782	27.2	220/A/A	BMW 4-Series / i4 ('21-25)	EV, HRS
	1025926	255/40R19	XL	100Y	BSW	8.5-10.0	50	1,764	26.9	10.8	7.0	772	29.6	220/A/A	BMW 4-Series / i4 ('21-25)	EV, HRS

Technical data subject to change without prior notice.

XL : Extra Load BSW : Black Sidewall WSW : White Sidewall OWL : Outlined White Letters RWL : Raised White Letters


Mileage, Road Hazard, and 30 Day Free Trial warranties apply only to replacement tires. Original Equipment tires are excluded.

HRS Tires can be driven on up to 50 miles on a deflating or deflated tire at a top speed of 50 mph (subject to application and operating conditions).

Road Hazard warranty does not apply to HRS Tires.

Tech : Hankook Innovative Technology HRS : Hankook HRS System SOA : Sound Absorber SEG : Sealguard EV : Electric Vehicle



Inch	S-Code	Size	LI/SS	Sidewall	Rim Width Range	Max. Load		Overall Diameter	Section Width	Tread Depth	Revs/Mile	Weight	UTQG	Original Equipment	Tech
						psi	lbs								
															
<b>ventus S1 evo<sup>3</sup> SUV</b>															
K127A															
<b>18</b>	1024840	235/60R18	SL	103W	BSW	6.5-8.5	51	1,929	29.1	9.9	9.0	713	29.5	280/AA/A	AUDI Q5 ('20-'23)
	1023812	255/55R18	XL	109W	BSW	7.0-9.0	50	2,271	29.0	11.0	9.0	716	31.8	520/AA/A	BMW X5 / X6 ('19-'25)
<b>19</b>	1021315	265/55R19	XL	113Y	BSW	7.5-9.5	50	2,535	30.5	11.7	9.5	682	37.8	220/AA/A	AUDI Q8 ('18-'24)
<b>21</b>	1027791	255/35R21	XL	98Y	BSW	8.5-10.0	50	1,653	27.9	10.7	9.0	745	30.0	200/A/A	VOLKSWAGEN Tiguan R ('20-'24)
	1020785	285/40ZR21	XL	(109Y)	BSW	9.5-11.0	50	2,271	29.8	12.1	9.0	697	35.5	420/A/A	PORSCHE Cayenne ('17-'22)
	1021934	285/45R21	XL	113Y	BSW	9.0-10.5	50	2,535	31.1	11.9	9.5	669	40.4	220/AA/A	AUDI Q8 ('18-'24)
	1021318	285/45R21	XL	113Y	BSW	9.0-10.5	50	2,535	31.1	11.9	9.5	669	41.8	220/AA/A	AUDI SQ8 ('18-'20)
	1020786	315/35ZR21	XL	(111Y)	BSW	10.5-12.5	50	2,403	29.3	13.4	9.0	710	37.4	420/A/A	PORSCHE Cayenne ('17-'22)
<b>22</b>	1021831	285/40R22	XL	110Y	BSW	9.5-11.0	50	2,337	31.0	11.7	9.5	669	42.7	220/AA/A	AUDI Q8 ('18-'20)
	1021935	285/40R22	XL	110Y	BSW	9.5-11.0	50	2,337	31.0	11.7	9.5	669	41.6	220/AA/A	AUDI Q8 ('18-'24)
	1023851	295/40ZR22	XL	(112Y)	BSW	10.0-11.5	50	2,469	31.1	12.3	9.0	668	40.6	180/AA/A	AUDI RS Q8 ('19-'24)
<b>23</b>	1021936	285/35R23	XL	107Y	BSW	9.5-11.0	50	2,150	30.7	12.3	9.5	675	40.7	220/AA/A	AUDI Q8 ('18-'21)
	1023852	295/35ZR23	XL	(108Y)	BSW	10.0-11.5	50	2,250	30.8	12.3	9.0	674	39.6	180/AA/A	AUDI RS Q8 ('19-'21)

Ventus S1 evo3 SUV Runflat															
K127C															
<b>19</b>	1020904	265/50R19	XL	110W	BSW	7.5-9.5	50	2,337	29.4	11.6	9.0	706	40.7	220/A/A	BMW X5 / X6 ('18-'25)
<b>20</b>	1023867	275/45R20	XL	110Y	BSW	8.5-10.5	50	2,337	29.8	10.9	8.0	698	37.7	220/A/A	BMW X5 / X6 ('20-'25)
	1023814	305/40R20	XL	112Y	BSW	10.0-12.0	50	2,469	29.7	12.5	8.5	699	42.6	220/A/A	BMW X5 / X6 ('20-'25)
<b>21</b>	1023815	275/40R21	XL	107Y	BSW	9.0-11.0	50	2,149	29.6	11.2	9.0	701	38.1	220/A/A	BMW X5 / X6 ('20-'25)
	1023816	315/35R21	XL	111Y	BSW	10.5-12.5	50	2,403	29.6	12.6	9.0	701	41.8	220/A/A	BMW X5 / X6 ('20-'25)

Technical data subject to change without prior notice.


XL : Extra Load BSW : Black Sidewall WSW : White Sidewall OWL : Outlined White Letters RWL : Raised White Letters

Mileage, Road Hazard, and 30 Day Free Trial warranties apply only to replacement tires. Original Equipment tires are excluded.

HRS Tires can be driven on up to 50 miles on a deflating or deflated tire at a top speed of 50 mph (subject to application and operating conditions).

Road Hazard warranty does not apply to HRS Tires.

Tech : Hankook Innovative Technology HRS : Hankook HRS System SOA : Sound Absorber SEG : Sealguard EV : Electric Vehicle

Inch	S-Code	Size	LI/SS	Sidewall	Rim Width Range	Max. Load		Overall Diameter	Section Width	Tread Depth	Revs/Mile	Weight	UTQG	Original Equipment	Tech
						psi	lbs								
															
<b>ventus S1 evo<sup>2</sup></b>															
K117															
<b>17</b>	1020560	205/55R17	SL	91W	BSW	5.5-7.5	51	1,356	25.9	8.7	9.5	803	21.1	440/A/A	MERCEDES BENZ A-Class / B-Class ('18-'19)
	1014172	225/50R17	SL	94Y	BSW	6.0-8.0	51	1,477	25.7	10.3	10.0	809	24.9	280/A/A	AUDI A4 ('15-'24)
	1013207	225/50ZR17	SL	94W	BSW	6.0-8.0	51	1,477	25.9	10.2	10.0	802	24.6	280/AA/A	AUDI TT ('14-'22)
<b>18</b>	1017080	225/40R18	XL	92Y	BSW	7.5-9.0	50	1,389	25.0	9.6	10.0	832	22.3	280/A/A	AUDI A3 ('16-'20)
	1020730	225/45R18	SL	91W	BSW	7.0-8.5	51	1,356	25.7	9.4	9.5	808	21.1	440/A/A	MERCEDES BENZ A-Class / B-Class ('18-'19)
	1014174	245/40R18	SL	93Y	BSW	8.0-9.5	51	1,433	25.6	10.5	9.5	810	25.6	280/A/A	AUDI A4 ('15-'24)
<b>19</b>	1013203	245/35ZR19	XL	93Y	BSW	8.0-9.5	50	1,433	25.6	10.4	9.5	810	26.4	280/AA/A	AUDI TT ('14-'22)
	1020486	245/35ZR19	XL	93Y	BSW	8.0-9.5	50	1,433	25.7	10.4	9.0	809	26.8	260/AA/A	AUDI A4 ('15-'24), TT RS ('15-'24)
	1014175	255/35R19	XL	96Y	BSW	8.5-10.0	50	1,565	26.0	10.7	10.0	798	28.4	280/AA/A	AUDI A4 ('15-'22)
	1021261	265/35R19	XL	98Y	BSW	9.0-10.5	50	1,653	26.2	11.0	9.0	793	28.4	240/AA/A	AUDI RS4 / RS5 ('17-'22)
<b>20</b>	1021262	275/30R20	XL	97Y	BSW	9.0-10.0	50	1,609	26.4	11.6	9.0	787	30.2	240/AA/A	AUDI RS4 / RS5 ('17-'22)

Ventus S1 evo <sup>2</sup> Runflat															
K117B															
<b>17</b>	1013666	225/50R17	SL	94W	BSW	6.0-8.0	51	1,477	25.8	9.8	9.5	804	28.4	380/A/A	MERCEDES BENZ C-Class ('13-'20)
	1015131	225/55R17	SL	97Y	BSW	6.0-8.0	51	1,609	26.9	9.6	9.5	774	30.1	280/A/A	MERCEDES BENZ E-Class ('15-'23), BMW 5-Series ('16-'23)
	1016012	245/45R17	SL	95W	BSW	7.5-9.0	51	1,521	25.5	10.2	9.5	814	29.1	380/A/A	MERCEDES BENZ C-Class Hybrid ('15-'21)
<b>18</b>	1020731	225/45R18	SL	91W	BSW	7.0-8.5	51	1,356	25.7	9.4	9.5	808	24.8	440/A/A	MERCEDES BENZ A-Class / B-Class ('18-'25)
	1016691	225/50R18	SL	95W	BSW	6.0-8.0	51	1,521	26.8	9.8	9.5	775	28.7	280/A/A	BMW X2 ('17-'24)
	1016054	245/45R18	XL	100Y	BSW	7.5-9.0	50	1,764	26.6	10.0	9.5	782	31.3	280/A/A	MERCEDES BENZ E-Class ('17-'19), BMW 5-Series ('17-'23)
	1015132	245/45R18	XL	100Y	BSW	7.5-9.0	50	1,764	26.6	10.0	9.5	782	31.2	280/A/A	MERCEDES BENZ E-Class ('15-'23), BMW 5-Series ('16-'20)
	1013884	245/50R18	SL	100Y	BSW	7.0-8.5	51	1,764	27.6	10.9	9.5	752	34.9	280/A/A	BMW 7-Series / 5-Series GT ('15-'22)
<b>19</b>	1013885	245/45R19	SL	98Y	BSW	7.5-9.0	51	1,653	27.4	10.3	9.0	758	32.2	280/A/A	BMW 7-Series / 6-Series GT ('15-'24)
	1013886	275/40R19	SL	101Y	BSW	9.0-11.0	51	1,819	27.4	11.8	9.0	758	36.6	280/A/A	BMW 7-Series / 6-Series GT ('15-'24)

Technical data subject to change without prior notice.

XL : Extra Load BSW : Black Sidewall WSW : White Sidewall OWL : Outlined White Letters RWL : Raised White Letters


Mileage, Road Hazard, and 30 Day Free Trial warranties apply only to replacement tires. Original Equipment tires are excluded.

HRS Tires can be driven on up to 50 miles on a deflating or deflated tire at a top speed of 50 mph (subject to application and operating conditions).


Road Hazard warranty does not apply to HRS Tires.

Tech : Hankook Innovative Technology HRS : Hankook HRS System SOA : Sound Absorber SEG : Sealguard EV : Electric Vehicle




Inch	S-Code	Size	LI/SS	Sidewall	Rim Width Range	Max. Load		Overall Diameter	Section Width	Tread Depth	Revs/Mile	Weight	UTQG	Original Equipment	Tech
						psi	lbs								
															
<b>ventus S1 evo² SUV</b>															
K117A															
<b>18</b>	1022249	235/60R18	SL	103W	BSW	6.5-8.5	51	1,929	29.1	10.3	10.5	713	28.6	220/AA/A	PORSCHE Macan ('18-'21)
	1022250	255/55R18	SL	105W	BSW	7.0-9.0	51	2,039	28.9	11.5	10.0	719	31.3	220/AA/A	PORSCHE Macan ('18-'21)
<b>19</b>	1021647	235/50R19	SL	99V	BSW	6.5-8.5	51	1,709	28.2	10.3	10.0	737	28.4	280/AA/A	AUDI Q3 ('18-'24)
	1020563	235/55R19	SL	101Y	BSW	6.5-8.5	51	1,819	29.1	10.4	10.0	714	34.2	220/AA/A	MERCEDES BENZ GLC Coupe ('16-'22)
	1023480	255/45R19	XL	104Y	BSW	8.0-9.5	50	1,984	28.0	10.4	9.5	743	31.6	240/AA/A	AUDI Q3 ('18-'24)
	1020564	255/50R19	SL	103Y	BSW	7.0-9.0	51	1,929	29.1	11.3	10.0	714	34.6	220/AA/A	MERCEDES BENZ GLC Coupe ('16-'22)
	1015385	255/50ZR19	XL	107Y	BSW	7.0-9.0	50	2,149	28.9	11.0	10.0	720	31.4	220/AA/A	
	1015387	275/55R19	SL	111V	BSW	7.5-9.5	51	2,403	30.7	11.6	10.0	677	34.2	220/AA/A	
<b>20</b>	1023482	255/40R20	XL	101Y	BSW	8.5-10.0	50	1,819	27.9	10.9	9.5	744	32.7	240/AA/A	AUDI Q3 ('18-'24), VOLKSWAGEN Tiguan R ('20-'24)
	1012743	275/40ZR20	XL	106Y	BSW	9.0-11.0	50	2,094	28.4	11.3	10.0	730	31.3	220/AA/A	
	1015484	275/45ZR20	XL	110Y	BSW	8.5-10.5	50	2,337	29.5	11.1	10.0	703	34.6	220/AA/A	
	1015389	275/50ZR20	SL	109W	BSW	7.5-9.5	51	2,271	30.6	11.7	10.0	678	34.1	220/AA/A	
<b>21</b>	1015391	295/40ZR21	XL	111W	BSW	10.0-11.5	50	2,403	30.1	12.2	10.0	691	35.3	220/AA/A	
<b>22</b>	1020860	285/35R22	XL	106Y	BSW	9.5-11.0	50	2,094	29.9	12.2	10.0	695	37.8	220/AA/A	AUDI Q7 ('16-'22)

Ventus S1 evo² SUV Runflat																
<b>18</b>	1019370	225/60R18	XL	104W	BSW	6.0-8.0	50	1,984	28.6	9.5	9.5	726	35.1	280/AA/A	BMW X3 / X4 ('17-'24)	HRS

															
<b>ventus S1 evo Z AS</b>															
H129															
<b>20</b>	1026528	275/40R20	XL	106V	BSW	9.0-11.0	50	2,094	28.5	11.9	8.5	730	32.2	540/AA/A	PORSCHE Panamera ('23-'29)
	1026529	315/35R20	XL	110V	BSW	10.5-12.5	50	2,337	28.4	13.5	8.5	731	34.4	540/AA/A	PORSCHE Panamera ('23-'29)


Technical data subject to change without prior notice.  
 XL : Extra Load BSW : Black Sidewall WSW : White Sidewall OWL : Outlined White Letters RWL : Raised White Letters  
 Mileage, Road Hazard, and 30 Day Free Trial warranties apply only to replacement tires. Original Equipment tires are excluded.  
 HRS Tires can be driven on up to 50 miles on a deflating or deflated tire at a top speed of 50 mph (subject to application and operating conditions).  
 Road Hazard warranty does not apply to HRS Tires.  
 Tech : Hankook Innovative Technology HRS : Hankook HRS System SOA : Sound Absorber SEG : Sealguard EV : Electric Vehicle


Inch	S-Code	Size	LI/SS	Sidewall	Rim Width Range	Max. Load		Overall Diameter	Section Width	Tread Depth	Revs/Mile	Weight	UTQG	Original Equipment	Tech
						psi	lbs								
															
<b>ventus S1 noble²</b>															
H452															
<b>17</b>	1015312	225/55R17	SL	97H	BSW	6.0-8.0	51	1,609	26.9	9.8	10.0	773	25.3	400/A/A	BMW X1 / X2 ('15-'20), MINI Countryman ('14-'20)
	1015480	225/55R17	XL	101H	BSW	6.0-8.0	50	1,819	26.6	9.6	10.0	782	26.5	500/B/A	MERCEDES BENZ Metris ('15-'20)
	1014867	235/55R17	SL	99H	BSW	6.5-8.5	51	1,709	27.4	10.1	9.0	759	28.0	700/B/A	FORD Mustang ('14-'27)
<b>18</b>	1016111	225/40R18	SL	88W	BSW	7.5-9.0	51	1,235	24.9	9.5	10.0	833	21.6	500/AA/A	HYUNDAI Elantra ('15-'20), Elantra GT ('16-'20)
	1014873	225/40R18	XL	92H	BSW	7.5-9.0	50	1,389	24.9	9.4	10.0	833	22.5	500/A/A	VOLKSWAGEN Golf ('14-'18)
	1021835	225/45R18	XL	95H	BSW	7.0-8.5	50	1,521	25.9	9.0	9.5	802	22.4	360/A/A	BMW 3-Series / 4-Series ('18-'25)
	1021755	235/45R18	SL	94V	BSW	7.5-9.0	51	1,477	26.3	9.5	10.0	790	25.6	500/A/A	HYUNDAI Kona ('17-'24), KIA Soul ('18-'25)
	1022126	245/45R18	SL	96V	BSW	7.5-9.0	51	1,565	26.5	10.0	9.5	782	26.5	500/AA/A	HYUNDAI Azera ('16-'21), KIA Cadenza ('16-'21)
<b>19</b>	1015408	235/50R19	SL	99H	BSW	6.5-8.5	51	1,709	28.3	10.1	10.0	735	28.5	500/A/A	CHEVROLET Equinox ('17-'20), Buick Envision ('17-'20)
	1014868	245/55R19	SL	103V	BSW	7.0-8.5	51	1,929	29.8	10.4	10.0	697	32.2	500/AA/A	FORD Edge ('19-'24)
	1022739	255/45R19	SL	100H	BSW	8.0-9.5	51	1,764	28.1	10.6	10.0	740	29.8	500/B/A	VOLKSWAGEN Tiguan R-Line ('17-'21)
<b>20</b>	1014869	245/50R20	SL	102V	BSW	7.0-8.5	51	1,874	29.8	10.4	10.0	697	33.3	660/A/A	LINCOLN MKX ('14-'21), FORD Edge ('19-'24)
	1022658	245/50R20	SL	102V	BSW	7.0-8.5	51	1,874	29.5	10.5	10.0	703	31.0	500/A/A	HYUNDAI Palisade ('20-'24)
	1022762	255/40R20	XL	101H	BSW	8.5-10.0	50	1,819	27.9	10.9	10.0	744	28.9	500/B/A	VOLKSWAGEN Tiguan R-Line ('17-'21)
	1017315	255/50R20	SL	105H	BSW	7.0-9.0	51	2,039	30.2	10.9	10.0	688	34.0	500/A/A	FORD Explorer ('16-'19)


Ventus S1 noble² Runflat																
<b>18</b>	1021836	225/45R18	XL	95H	BSW	7.0-8.5	50	1,521	25.7	9.5	8.0	808	25.4	400/A/A	BMW 3-Series ('20-'25)	HRS
	1015152	245/45R18	XL	100H	BSW	7.5-9.0	50	1,764	26.6	10.0	9.5	782	31.7	380/A/A	MERCEDES BENZ E-Class ('17-'25), BMW 5-Series ('17-'23)	HRS
<b>19</b>	1022328	255/45R19	XL	104H	BSW	8.0-9.5	50	1,984	28.0	10.4	10.0	741	33.5	440/A/A	MERCEDES BENZ S-Class ('20-'27)	HRS
<b>20</b>	1025595	255/40R20	XL	101H	BSW	8.5-10.0	50	1,819	27.9	10.6	10.0	744	35.2	460/A/A	MERCEDES BENZ S-Class ('20-'27)	HRS, SOA
	1023793	255/40R20	XL	101H	BSW	8.5-10.0	50	1,819	27.9	10.6	10.0	744	34.2	460/A/A	MERCEDES BENZ S-Class ('20-'27)	HRS
	1027181	285/35R20	XL	104H	BSW	9.5-11.0	50	1,984	27.7	12.3	10.0	750	37.4	320/A/A	MERCEDES BENZ S-Class ('20-'27)	HRS, SOA
	1024646	285/35R20	XL	104H	BSW	9.5-11.0	50	1,984	27.7	12.3	10.0	750	36.4	320/A/A	MERCEDES BENZ S-Class ('20-'27)	HRS

Technical data subject to change without prior notice.  
 XL : Extra Load BSW : Black Sidewall WSW : White Sidewall OWL : Outlined White Letters RWL : Raised White Letters  
 Mileage, Road Hazard, and 30 Day Free Trial warranties apply only to replacement tires. Original Equipment tires are excluded.  
 HRS Tires can be driven on up to 50 miles on a deflating or deflated tire at a top speed of 50 mph (subject to application and operating conditions).  
 Road Hazard warranty does not apply to HRS Tires.  
 Tech : Hankook Innovative Technology HRS : Hankook HRS System SOA : Sound Absorber SEG : Sealguard EV : Electric Vehicle





Inch	S-Code	Size	LI/SS	Sidewall	Rim Width Range	Max. Load		Overall Diameter	Section Width	Tread Depth	Revs/Mile	Weight	UTQG	Original Equipment	Tech	
						psi	lbs									
																
H462																
18	1028869	225/55R18	SL	98W	BSW	6.0-8.0	51	1,653	27.6	9.5	8.5	752	26.0	600/A/A	HYUNDAI Ioniq 6 ('22-'28)	EV

Inch	S-Code	Size	LI/SS	Sidewall	Rim Width Range	Max. Load		Overall Diameter	Section Width	Tread Depth	Revs/Mile	Weight	UTQG	Original Equipment	Tech	
						psi	lbs									
																
H105																
15	1009669	175/55R15	SL	77T	BSW	5.0-6.0	51	908	22.4	7.6	9.5	925	14.6	420/A/A	SMART ForTwo Brabus Coupe/Cabriolet	
17	1009670	215/35R17	SL	79H	BSW	7.0-8.5	51	963	22.8	8.9	9.5	911	16.1	420/A/A	SMART ForTwo Brabus Coupe/Cabriolet (Rear)	


Inch	S-Code	Size	LI/SS	Sidewall	Rim Width Range	Max. Load		Overall Diameter	Section Width	Tread Depth	Revs/Mile	Weight	UTQG	Original Equipment	Tech	
						psi	lbs									
																
K125																
16	1022629	195/55R16	SL	87W	BSW	5.5-7.0	51	1,201	24.5	8.2	8.5	848	16.7	240/A/A	MINI Cooper 3Door / 5Door / Convertible ('19-'24)	
<b>Ventus Prime<sup>3</sup> Runflat</b>																
K125B																
16	1022630	195/55R16	SL	87W	BSW	5.5-7.0	51	1,201	24.4	8.2	8.5	852	20.0	240/A/A	MINI Cooper 3Door / 5Door / Convertible ('19-'24)	HRS

Technical data subject to change without prior notice.  
 XL : Extra Load BSW : Black Sidewall WSW : White Sidewall OWL : Outlined White Letters RWL : Raised White Letters  
 Mileage, Road Hazard, and 30 Day Free Trial warranties apply only to replacement tires. Original Equipment tires are excluded.  
 HRS Tires can be driven on up to 50 miles on a deflating or deflated tire at a top speed of 50 mph (subject to application and operating conditions).  
 Road Hazard warranty does not apply to HRS Tires.  
 Tech : Hankook Innovative Technology HRS : Hankook HRS System SOA : Sound Absorber SEG : Sealguard EV : Electric Vehicle

Inch	S-Code	Size	LI/SS	Sidewall	Rim Width Range	Max. Load		Overall Diameter	Section Width	Tread Depth	Revs/Mile	Weight	UTQG	Original Equipment	Tech	
						psi	lbs									
																
K435																
15	1022628	175/65R15	XL	88H	BSW	5.0-6.0	50	1,235	24.0	7.3	8.5	866	15.9	220/A/A	MINI Cooper 3Door / 5Door / Convertible ('19-'24)	


Inch	S-Code	Size	LI/SS	Sidewall	Rim Width Range	Max. Load		Overall Diameter	Section Width	Tread Depth	Revs/Mile	Weight	UTQG	Original Equipment	Tech	
						psi	lbs									
																
H426																
15	1015406	175/65R15	SL	84H	BSW	5.0-6.0	51	1,102	23.9	7.2	9.5	869	15.9	400/A/A	MINI Cooper 3Door / 5Door / Convertible ('13-'24)	
	1011163	185/60R15	SL	84H	BSW	5.0-6.5	44	1,102	23.7	8.2	10.0	876	17.3	380/A/A	FORD Fiesta ('11-'19)	
	1012851	195/65R15	SL	91S	BSW	5.5-7.0	51	1,356	24.9	8.2	9.5	835	17.7	440/A/A	TOYOTA Corolla ('13-'18)	
16	1011165	195/50R16	SL	84H	BSW	5.5-7.0	51	1,102	23.7	8.4	10.0	876	19.3	440/A/A	FORD Fiesta ('11-'19)	
	1014719	P215/60R16	SL	94T	BSW	6.0-7.5	44	1,477	26.1	9.4	9.5	796	20.8	640/B/A	NISSAN Altima ('13-'18)	
17	1012483	P215/45R17	SL	87H	BSW	7.0-8.0	44	1,201	24.7	8.7	9.5	840	19.8	440/A/A	HYUNDAI Elantra ('10-'15)	
20	1010281	255/45R20	SL	101V	BSW	8.0-9.5	51	1,819	29.0	10.4	10.5	717	32.8	440/A/A	LINCOLN MKT ('10-'19), FORD Flex ('10-'19)	

Inch	S-Code	Size	LI/SS	Sidewall	Rim Width Range	Max. Load		Overall Diameter	Section Width	Tread Depth	Revs/Mile	Weight	UTQG	Original Equipment	Tech	
						psi	lbs									
<b>Optimo H426B Runflat</b>																
H426B																
16	1013249	195/55R16	SL	87V	BSW	5.5-7.0	51	1,201	24.4	8.4	9.5	852	21.7	400/A/A	MINI Cooper 3Door / 5Door / Convertible ('13-'24)	HRS
17	1013250	205/45R17	XL	88V	BSW	6.5-7.5	50	1,235	24.2	8.4	9.5	859	20.9	400/A/A	MINI Cooper 3Door / 5Door / Convertible ('13-'24)	HRS

Inch	S-Code	Size	LI/SS	Sidewall	Rim Width Range	Max. Load		Overall Diameter	Section Width	Tread Depth	Revs/Mile	Weight	UTQG	Original Equipment	Tech	
						psi	lbs									
																
H428																
15	1010108	P195/65R15	SL	89H	BSW	5.5-7.0	44	1,279	24.8	8.2	9.5	837	19.5	500/A/A	CHEVROLET Sonic ('11-'20)	

Technical data subject to change without prior notice.  
 XL : Extra Load BSW : Black Sidewall WSW : White Sidewall OWL : Outlined White Letters RWL : Raised White Letters  
 Mileage, Road Hazard, and 30 Day Free Trial warranties apply only to replacement tires. Original Equipment tires are excluded.  
 HRS Tires can be driven on up to 50 miles on a deflating or deflated tire at a top speed of 50 mph (subject to application and operating conditions).  
 Road Hazard warranty does not apply to HRS Tires.  
 Tech : Hankook Innovative Technology HRS : Hankook HRS System SOA : Sound Absorber SEG : Sealguard EV : Electric Vehicle



Inch	S-Code	Size	LI/SS	Sidewall	Rim Width Range	Max. Load		Overall Diameter	Section Width	Tread Depth	Revs/Mile	Weight	UTQG	Original Equipment	Tech
						psi	lbs								
 <b>Dynampro HP2</b> <span style="float: right;">RA33</span>															
17	1026754	225/60R17	SL	99H	BSW	6.0-8.0	51	1,709	27.5	9.6	9.0	756	24.9	460/A/A	CHEVROLET Trax ('23-'29)
	1021940	235/65R17	SL	104H	BSW	6.5-8.5	51	1,984	29.0	9.5	10.0	717	28.5	540/A/A	HYUNDAI Santa Fe ('18-'20), KIA Sorento ('15-'21), Sedona ('14-'21)
	1024124	235/65R17	SL	104H	BSW	6.5-8.5	51	1,984	29.0	9.2	9.5	716	28.4	540/A/A	KIA Carnival ('20-'26)
	1028028	235/65R17	SL	104H	BSW	6.5-8.5	51	1,984	29.0	9.1	9.0	715	26.9	540/A/A	KIA Sportage ('21-'26)
18	1011758	235/60R18	SL	103H	BSW	6.5-8.5	51	1,929	29.0	9.6	10.5	716	29.4	540/A/A	KIA Sedona ('14-'20)
	1020206	235/60R18	SL	103H	BSW	6.5-8.5	51	1,929	29.1	9.7	10.0	714	29.2	540/A/A	HYUNDAI Santa Fe ('18-'20)
	1025244	235/60R18	SL	103H	BSW	6.5-8.5	51	1,929	29.2	9.9	8.0	711	25.0	440/A/A	NISSAN Rogue ('20-'26)
	1025144	235/60R18	SL	103H	BSW	6.5-8.5	51	1,929	29.1	9.6	9.5	715	29.1	540/A/A	HYUNDAI Santa Fe ('20-'23)
	1025264	255/60R18	SL	108H	BSW	7.0-9.0	51	2,205	30.1	10.5	9.0	690	30.8	460/A/A	INFINITI QX60 ('23-'28), NISSAN Pathfinder ('23-'28)
	1025366	255/60R18	SL	108H	BSW	7.0-9.0	51	2,205	30.1	10.6	9.5	690	31.3	540/A/A	HONDA Pilot ('22-'28)
19	1020207	235/55R19	SL	101H	BSW	6.5-8.5	51	1,819	29.1	9.7	10.0	714	30.1	540/A/A	HYUNDAI Santa Fe ('18-'20)
	1015053	235/55R19	SL	101V	BSW	6.5-8.5	50	1,819	29.1	10.1	10.0	713	30.5	540/A/A	KIA Sorento ('14-'20)
	1025145	235/55R19	SL	101H	BSW	6.5-8.5	51	1,819	28.8	10.2	9.5	720	29.8	540/A/A	HYUNDAI Santa Fe ('20-'21)
20	1025265	255/50R20	SL	105H	BSW	7.0-9.0	51	2,039	30.1	11.0	9.0	691	31.1	460/A/A	NISSAN Pathfinder ('21-'26)

**Dynampro HP2 Plus**

20	1023844	275/50R20	XL	113H	BSW	7.5-9.5	50	2,535	30.8	12.1	10.0	675	41.1	560/A/A	AUDI Q8 ('18-'22)
	1027583	255/55R20	XL	110V	BSW	7.0-9.0	50	2,337	30.7	11.1	8.5	675	35.1	520/A/A	PORSCHE Cayenne ('23-'30)
	1027584	295/45R20	XL	114V	BSW	9.5-11.0	50	2,601	30.4	12.2	8.5	683	37.4	520/A/A	PORSCHE Cayenne ('23-'30)
21	1027408	265/45R21	XL	108H	BSW	8.5-10.0	50	2,205	30.4	11.0	9.5	684	32.9	540/A/A	AUDI e-tron ('18-'24) EV
	1023846	285/45R21	XL	113H	BSW	9.0-10.5	50	2,535	31.0	12.1	10.0	670	41.1	560/A/A	AUDI Q8 ('18-'20) SOA
	1021937	285/45R21	XL	113H	BSW	9.0-10.5	50	2,535	31.0	12.1	10.0	670	39.4	560/A/A	AUDI Q8 ('18-'24)
22	1023847	285/40R22	XL	110H	BSW	9.5-11.0	50	2,337	31.2	11.7	10.0	666	41.6	560/A/A	AUDI Q8 ('18-'20) SOA
	1021938	285/40R22	XL	110H	BSW	9.5-11.0	50	2,337	31.2	11.7	10.0	666	40.7	560/A/A	AUDI Q8 ('18-'22)



**Dynampro AT2**

RF11

17	1025783	225/60R17	SL	99H	BSW	6.0-8.0	51	1,708	27.7	9.6	10.5	750	27.2	660/A/A	CHEVROLET Trailblazer ('20-'26)
	1026491	265/70R17	SL	115S	BSW	7.0-9.0	51	2,679	31.5	10.7	10.0	660	36.0	520/A/B	NISSAN Frontier ('21-'27) 3PMSF
20	1024188	275/55R20	SL	113T	BSW	7.5-9.5	51	2,535	32.1	11.3	11.5	647	40.7	440/A/A	FORD F-150 ('18-'20)
	1024247	275/60R20	SL	115T	BSW	7.5-9.5	51	2,679	32.8	11.2	10.5	634	41.3	440/A/A	FORD F-150 XLT, Lariat, Platinum, Limited, Lightning ('20-'26)

Technical data subject to change without prior notice.


XL : Extra Load BSW : Black Sidewall WSW : White Sidewall OWL : Outlined White Letters RWL : Raised White Letters

Mileage, Road Hazard, and 30 Day Free Trial warranties apply only to replacement tires. Original Equipment tires are excluded.

HRS Tires can be driven on up to 50 miles on a deflating or deflated tire at a top speed of 50 mph (subject to application and operating conditions).

Road Hazard warranty does not apply to HRS Tires.

Tech : Hankook Innovative Technology HRS : Hankook HRS System SOA : Sound Absorber SEG : Sealguard EV : Electric Vehicle

Inch	S-Code	Size	LI/SS	Sidewall	Rim Width Range	Max. Load		Overall Diameter	Section Width	Tread Depth	Revs/Mile	Weight	UTQG	Original Equipment	Tech
						psi	lbs								
 <b>Dynampro AT-M</b> <span style="float: right;">RF10</span>															
16	1021636	P265/75R16	SL	114T	OWL	7.0-9.0	51	2,601	31.6	10.3	13.0	656	37.1	560/A/B	NISSAN Frontier ('15-'21) 3PMSF
17	1021750	265/65R17	SL	112T	OWL	7.5-9.5	51	2,469	30.7	10.3	12.5	677	35.4	500/A/B	FORD Ranger XLT ('19-'23)
	2021317	LT265/65R17	C	109T	OWL	8.0-9.5	50	2,270	31.0	10.6	13.5	675	45.3	-	FORD Ranger ('21-'23) 3PMSF
18	1021749	265/60R18	SL	110T	BSW	7.5-9.5	51	2,337	30.5	10.6	12.0	681	35.0	500/A/B	FORD Ranger Lariat ('19-'23)
	1021751	265/60R18	SL	110T	OWL	7.5-9.5	51	2,337	30.5	10.6	12.0	681	35.5	500/A/B	FORD Ranger Lariat ('19-'23)
20	1013373	275/55R20	SL	113T	BSW	7.5-9.5	51	2,535	32.1	11.1	12.0	647	40.8	560/A/A	LINCOLN Navigator ('14-'24), FORD Expedition ('14-'24), Flex ('14-'19)



**Winter i\*cept evo<sup>2</sup>**

W320

18	1022271	255/50R18	XL	106V	BSW	7.0-9.0	50	2,094	28.1	11.4	10.5	740	30.1	-	MERCEDES BENZ S-Class ('20-'27) 3PMSF
----	---------	-----------	----	------	-----	---------	----	-------	------	------	------	-----	------	---	---------------------------------------



**Winter i\*cept evo<sup>2</sup> SUV**

W320A

22	1024327	275/40R22	XL	107V	BSW	9.0-11.0	50	2,149	30.3	11.6	10.0	686	37.0	-	AUDI RS Q8 ('19-'24) 3PMSF
----	---------	-----------	----	------	-----	----------	----	-------	------	------	------	-----	------	---	----------------------------

23	1023854	295/35R23	XL	108W	BSW	10.0-11.5	50	2,205	30.8	12.3	10.5	674	40.2	-	AUDI RS Q8 ('19-'24) 3PMSF
----	---------	-----------	----	------	-----	-----------	----	-------	------	------	------	-----	------	---	----------------------------



**Winter i\*cept evo<sup>3</sup> x**

W330A

20	1027585	255/55R20	XL	110V	BSW	7.0-9.0	50	2,337	30.7	11.2	10	675	35.8	-	PORSCHE Cayenne ('23-'30) 3PMSF
----	---------	-----------	----	------	-----	---------	----	-------	------	------	----	-----	------	---	---------------------------------

	1027586	295/45R20	XL	114V	BSW	9.5-11.0	50	2,601	30.4	12.4	10	683	38.1	-	PORSCHE Cayenne ('23-'30) 3PMSF
--	---------	-----------	----	------	-----	----------	----	-------	------	------	----	-----	------	---	---------------------------------

Technical data subject to change without prior notice.

XL : Extra Load BSW : Black Sidewall WSW : White Sidewall OWL : Outlined White Letters RWL : Raised White Letters

Mileage, Road Hazard, and 30 Day Free Trial warranties apply only to replacement tires. Original Equipment tires are excluded.

HRS Tires can be driven on up to 50 miles on a deflating or deflated tire at a top speed of 50 mph (subject to application and operating conditions).

Road Hazard warranty does not apply to HRS Tires.

Tech : Hankook Innovative Technology HRS : Hankook HRS System SOA : Sound Absorber SEG : Sealguard EV : Electric Vehicle